

*Effects of nutrient enrichment and grazing by an invasive filter feeder on phytoplankton biomass in a South West Atlantic coastal lagoon*

**Carlos Martin Bruschetti, Mariana Addino, Tomas Luppi & Oscar Iribarne**

**Biological Invasions**

ISSN 1387-3547

Volume 20

Number 8

Biol Invasions (2018) 20:2245-2256

DOI 10.1007/s10530-018-1699-y



**Your article is protected by copyright and all rights are held exclusively by Springer International Publishing AG, part of Springer Nature. This e-offprint is for personal use only and shall not be self-archived in electronic repositories. If you wish to self-archive your article, please use the accepted manuscript version for posting on your own website. You may further deposit the accepted manuscript version in any repository, provided it is only made publicly available 12 months after official publication or later and provided acknowledgement is given to the original source of publication and a link is inserted to the published article on Springer's website. The link must be accompanied by the following text: "The final publication is available at [link.springer.com](http://link.springer.com)".**

# Effects of nutrient enrichment and grazing by an invasive filter feeder on phytoplankton biomass in a South West Atlantic coastal lagoon

Carlos Martin Bruschetti · Mariana Addino · Tomas Luppi · Oscar Iribarne

Received: 9 June 2017 / Accepted: 26 February 2018 / Published online: 2 March 2018  
© Springer International Publishing AG, part of Springer Nature 2018

**Abstract** Invasive species can exert strong effects on structure and function of marine ecosystem. In estuaries, nutrient enhancement due to anthropogenic activities can increase microalgal biomass but invading filter-feeders can eventually regulate their abundance. This is what we hypothesized that is happening in a SW Atlantic coastal lagoon (Mar Chiquita, 37°40'S, 57°23'W, Argentina) invaded by the polychaete *Ficopomatus enigmaticus*. Here, we experimentally evaluated this hypothesis in a mesocosms experiment. Four treatments were performed: (T1) with nutrients (NO<sub>3</sub>, PO<sub>4</sub> and NH<sub>4</sub>), (T2) with reefs and nutrients, (T3) with reefs, and (T4) without reefs or nutrients. Water samples were obtained to determine in vivo chlorophyll *a* (Chl<sub>a</sub>) and nutrients concentration. Additionally, to evaluate the trophic position and particle selectivity by the

polychaete, analysis of stable isotopes of particulate organic matter (POM) of the water and individuals were performed. Stable isotopes analysis showed that the main resource used by *F. enigmaticus* was the fraction of POM between 62 and 250 μm, showing particle selectivity and suggesting that the reefs have the potential to promote shifts in size, composition and biomass of local food source. Mesocosms experiments showed that nutrient supply increased the Chl<sub>a</sub> concentration, but when reefs were added, the Chl<sub>a</sub> decreased. Thus, nutrients increased the phytoplankton biomass but grazing by the reefs counteracted these increments. This indicates that an invader such as *F. enigmaticus* might modulate an anthropogenic impact via suspension feeding, and therefore its role in mitigate the consequences of eutrophication may be highly important.

**Electronic supplementary material** The online version of this article (<https://doi.org/10.1007/s10530-018-1699-y>) contains supplementary material, which is available to authorized users.

C. M. Bruschetti (✉) · M. Addino · T. Luppi · O. Iribarne

Instituto de Investigaciones Marinas y Costeras (IIMyC), CONICET, CC 1260 Correo Central, Universidad Nacional de Mar del Plata, B7600WAG Mar del Plata, Argentina  
e-mail: mbrusche@mdp.edu.ar

C. M. Bruschetti · M. Addino · T. Luppi · O. Iribarne  
Consejo Nacional de Investigaciones Científicas y Técnicas (CONICET), Buenos Aires, Argentina

**Keywords** Filter-feeders · Nutrients · Top-down and bottom-up effect · Invasive reef-building polychaete · Grazing · Eutrophication

## Introduction

Biological invasions are one of the main threats to the functioning of the world ecosystems (Vitousek 1990; Mack and D'Antonio 1998; Carlton 2000). Marine invaders can have profound impacts on ecosystem processes or services (Grosholz et al. 2009; Gutiérrez et al. 2014) and one important challenge for ecologists is

to distinguish invaders with lower effects from those with large effects in order to prioritize management efforts (Parker et al. 1999). However, less attention has been placed on potential positive effects of the invaders on the ecosystem functions (see Guy-Haim et al. 2018) and how these effects might be manifested in the benefices that marine ecosystems provide to humans.

The relative importance of the nutrients (bottom-up control) and the consumers (top-down control) on the structure and regulation of communities of coastal ecosystems has been discussed extensively in the literature (Micheli 1999; Heck et al. 2000; Valiela et al. 2004). In aquatic ecosystems, non-native grazers can directly regulate the abundance of pelagic primary producers and have indirect cascading effects on food webs (Alpine and Cloern 1992; Strayer 2010; Sousa et al. 2014). Top-down control of phytoplankton biomass by invasive suspension feeders is expected to increase ecosystem resiliency to changes in nutrient inputs with a simultaneous potential to control eutrophication (Gottlieb and Schweighofer 1996). In contrast, nutrient enrichment can generate an increase of the primary producer biomass and consequently increase the system productivity (Valiela et al. 2000; Teichberg et al. 2010). Nutrient loading is one of the main consequences of intensive human land use at the land-sea interface (Valiela 2006; Teichberg et al. 2010). The human population along coastline is growing and the associated wastewater has become one of the primary sources of nitrogen, and consequently it has increased primary production in estuaries and coastal waters (Cloern 2001; Valiela 2006). Usually, bottom-up and top-down processes operate simultaneously (Alpine and Cloern 1992; Valiela et al. 2004) and their relative influence on ecosystem productivity may differ depending upon the environment and its inherent productivity (Burkpile and Hay 2006). Therefore, understanding what processes control the productivity of natural ecosystems, and what the ecological role of the invasive species in this ecosystem function is an important challenge in marine ecology.

In the Mar Chiquita coastal lagoon (37°40'S, 57°23'W, Buenos Aires, Argentina) the primary production is regulated by nutrient availability via continental water input (De Marco et al. 2005; Marcovecchio et al. 2005). The Mar Chiquita's basin have approximately one million hectares and includes a large portion of the flooding pampas and southern Argentine pampas (Soriano et al. 1992). It combines the major regional land uses, including traditional agriculture, mixed

agricultural-livestock systems and pure livestock systems in the lower fields (Booman et al. 2012). The lagoon acts as a sink for many of the streams in the basin, and consequently concentrates large amounts of nutrients in the water (Marcovecchio et al. 2005). Although the required causes for the eutrophication of this lagoon exist (i.e., a relatively stable hydrological regime with low hydrodynamic exchange; Lanfredi et al. 1987, and input of inorganic nutrients; Marcovecchio et al. 2005), signs of hyper-eutrophication process (e.g., nuisance blooms, anoxia, macroalgae or epiphyte growth, increase of supply of organic matter) have never been observed. The Mar Chiquita coastal lagoon is one of the places in the world more threatened by the invasion of the reef-forming polychaete *F. enigmaticus* (Schwindt and Iribarne 2000; Schwindt et al. 2004). *Ficopomatus enigmaticus* has successfully invaded this lagoon since 1970s and has generated strong changes in the sedimentation patterns, and in the native benthic community structure (Schwindt et al. 2001). This invasive polychaete decreases the phytoplankton biomass of the lagoon and their grazing effect has been postulated as a control of primary production (see Bruschetti et al. 2008; Pan and Marcoval 2014). Therefore, joint regulation of phytoplankton biomass by nutrient input and grazing may be expected. We hypothesized that an invader might modulate an anthropogenic impact (i.e., eutrophication) via suspension feeding.

In this study, the trophic position of this invasive polychaete and its food sources were studied by stable isotope analysis from individuals and water samples. Then, we aimed to understand the relative importance of bottom-up and top-down controls on primary producers with the presence of an invasive filter-feeder polychaete. We experimentally investigated the grazing effect of the invasive reef-forming polychaete *F. enigmaticus* and the increase of nutrients on phytoplankton biomass of the lagoon.

## Materials and methods

### Study area

The experiment was performed at the Mar Chiquita Coastal Lagoon (an UNESCO Man and the Biosphere Reserve; Fig. 1) during April of 2010. The lagoon is a brackish water area of 46 km<sup>2</sup> permanently connected to the sea (Isla 1997). The entrance channel is

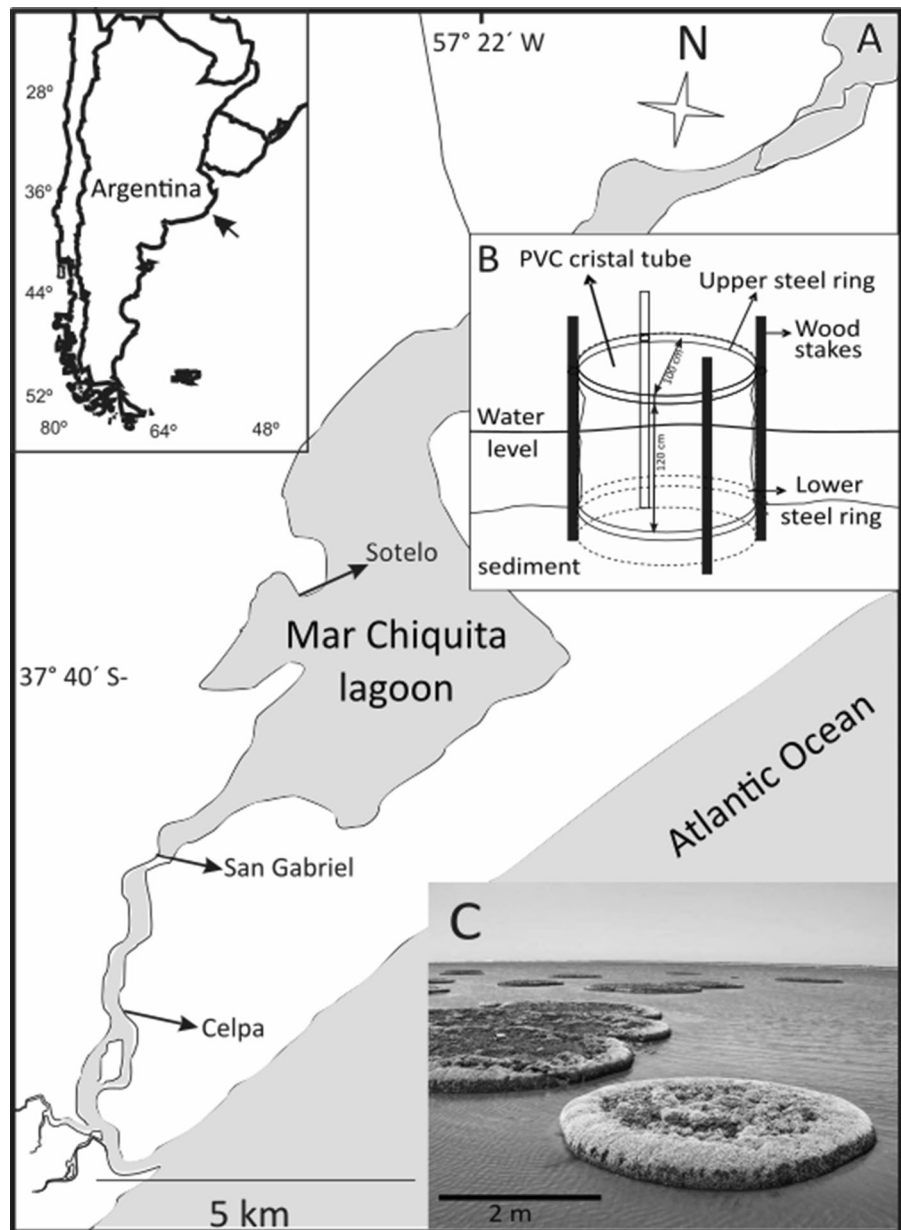
approximately 6 km long, 200 m wide and its depth is between 1.5 and 2 m (Fasano et al. 1982). It is characterized by small tidal amplitudes (up to 1 m; Isla 1997) which are mainly generated by the winds and basin discharge. The area where the experiment was performed (Paraje San Gabriel, Fig. 1) is about six km from the lagoon inlet. The reefs of *F. enigmaticus* occupy large areas at the innermost zone of the lagoon, reaching up to 370 reefs ha<sup>-1</sup> and up to 7 m in

diameter (mean density = 89 reefs ha<sup>-1</sup>, average diameter = 3.7 m, Schwindt et al. 2004).

Food source and trophic position: stable isotope analysis

Stable isotopes have also been used to define food webs within estuaries (Peterson and Fry 1987). Because elements such as carbon (C) and nitrogen

**Fig. 1** a Map of Mar Chiquita lagoon (Buenos Aires, Argentina) showing the sites of sampling and experimenting, b schematic drawing of a mesocosms, c picture of the reefs of *F. enigmaticus* in Mar Chiquita lagoon



(N) fractionate in predictable ways in aquatic organisms, it is possible to construct food webs based on these data. The ratio of  $^{15}\text{N}/^{14}\text{N}$  is used to determine trophic position.  $^{15}\text{N}$  in consumer tissues is enriched in about a 3–4‰ respect to those of its prey (Fry and Sherr 1984). On the other hand,  $^{13}\text{C}$  values show a slower fractionation with an increase of 0–1‰ for each trophic level, but they are closely related to organic matter origin (Fry and Sherr 1984; Peterson et al. 1985). Because of this stepwise trophic level enrichment, N and C stable isotopes have become a valuable tool in food web analysis.

To determine the trophic position and which fraction of POM is preferentially selected by *F. enigmaticus*, we evaluated the isotopic signal of three fractions of water (> 250  $\mu\text{m}$ , between 250 and 62  $\mu\text{m}$ , < 62  $\mu\text{m}$ ) and the polychaetes from three areas of the lagoon: Celpa (Ce), Sotelo (So) and San Gabriel (SG; see Fig. 1a). The fractions of water were chosen to cover the entire estuarine phytoplankton size spectrum. The first fraction (< 62  $\mu\text{m}$ ) principally contains picoplankton and nanoplankton. The second fraction (between 62 and 250  $\mu\text{m}$ ) is mainly composed of microplankton, and the third fraction (> 250  $\mu\text{m}$ ) of mesoplankton. The study areas have decreasing salinities (So < SG < Ce), an increase of water turbidity (So > SG > Ce; Isla 1997) and likely different sources of carbon due to the proximity of the water sources (freshwater or marine; see Fig. 1a). Samples of individuals were randomly taken in different reefs ( $n = 5$ ) and areas inhabited by *F. enigmaticus*. The individuals were extracted from its tubes, put into tin capsules, dried 24 h at 70 °C, ground to fine powder and weighed. Due to the methodology and the need to obtain a determined weight for each sample, worms ( $n = 10$ ) from the different reefs were pooled. To obtain three different fractions of POM, samples of water ( $n = 5$ , volume = 10 l) were taken in the three study areas, and filtered through two sieves of decreasing mesh size (250 and 62  $\mu\text{m}$ ). The samples of POM in Mar Chiquita are composed largely of organic matter from producers (i.e., phytoplankton; Botto et al. 2005). Afterwards, the material trapped in the sieves and the discarded volume was filtered in a low-pressure vacuum with Whatman GF/C glass-fiber filters previously ashed at 500 °C (diameter = 47 mm, pore size = 1.2  $\mu\text{m}$ ). The filters were stored at - 25 °C prior to analysis. Isotope analysis was performed by a mass spectrometer in the stable isotope

facility of the University of California Davis. The stable isotope ratios are expressed as  $\delta$  values as  $\delta^{13}\text{C}$  or  $\delta^{15}\text{N}$  (‰) =  $[(R_{\text{sample}}/R_{\text{standard}}) - 1] \times 1000$ , where R is the corresponding ratio  $^{15}\text{N}/^{14}\text{N}$  or  $^{13}\text{C}/^{12}\text{C}$ .

Differences in the percentages of  $\delta^{15}\text{N}$  and  $\delta^{13}\text{C}$  in the polychaete *F. enigmaticus* between areas were evaluated with a one-way ANOVA. The MixSIAR Bayesian isotope mixing model in R (Stock and Semmens 2013) was used to identify which fraction of water of the lagoon (POM) is consumed by the filter-feeder polychaete. Mixing models use isotopes stable data to estimate the proportions of source (prey) contributions to a mixture (consumer). Bayesian mixing models improve upon simpler linear mixing models by explicitly taking into account uncertainty in source values and prior information (Moore and Semmens 2008; Stock and Semmens 2013). The input data of the MixSIAR model were the isotope values ( $\delta^{15}\text{N}$  and  $\delta^{13}\text{C}$ ) from the individuals of *F. enigmaticus* (consumers) and from the three fraction of POM (sources; data as means and SDs) of each area. We used 3.4‰ (SD = 1) as the trophic fractionation for  $\delta^{15}\text{N}$  and 0.4‰ (SD = 1.3‰) for  $\delta^{13}\text{C}$ . These values of trophic fractionation were obtained using data from the literature of multiple aquatic ecosystem studies, and even though variable, are robust and widely applicable (see Post 2002). The Markov Chain Monte Carlo parameter was set to “short” run length. The error structure was specified in the model as “residual only”. Trace plots and the diagnostic tests Gelman–Rubin, Heidelberg–Welch, and Geweke were used to determine whether the model converged or not.

### Mesocosms

To evaluate the grazing effect of the invasive polychaete, the increase of nutrients and interactive effects between both variables on pelagic primary productivity we performed in situ mesocosm experiments ( $n = 4$ ) with four treatments: (T<sub>1</sub>) with nutrients, (T<sub>2</sub>) with reefs and nutrients, (T<sub>3</sub>) with reefs, and (T<sub>4</sub>) without reefs or nutrients (control). The experiment ran for 7 days and the days of sampling were April 23, 26, 28 and 30 of 2010. The mesocosms were built in clear PVC crystal tubes (500  $\mu\text{m}$  thickness, 95% translucence) of 100 cm diameter and 110 cm height (see Fig. 1b). The upper open end was attached to a steel ring with plastic seals, and was kept at about 50 cm above the maximum tidal level. The open lower

border was also attached to a steel ring and buried 30 cm into the sediment. The mesocosms were localized at 20 m from the coastline in an area where the reefs naturally occur. Three equally sized reef fragments (40 × 40 cm, 30 cm height) taken from naturally occurring *F. enigmaticus* reefs (see Fig. 1c) were included in each of the eight mesocosms (T<sub>2</sub> and T<sub>3</sub>). A treatment consisting of reefs without worms (dead reefs) to control for the hydrodynamic effects of reefs was not considered here because water flow is expected to be negligible inside mesocosms. Given that, the evaluation of the number of live polychaetes in each mesocosms is a destructive method; we have assumed that similar sizes of reefs have similar number of live polychaetes.

To deliver nutrients into the mesocosms (T<sub>1</sub> and T<sub>2</sub>), we installed two perforated plastic bottles (volume = 500 ml, diameter = 6 cm, height = 23 cm) in each enclosure fixed upright in the borders of the mesocosms and in the middle of the water column (40 cm from the sediment). The bottles were filled with 1M KNO<sub>3</sub>, 1M NH<sub>4</sub>Cl and 1M Na<sub>2</sub>HPO<sub>4</sub>·2H<sub>2</sub>O dissolved in a 3% agar solution (following Martinetto et al. 2011), and pierced with a screwdriver (20 holes per bottle). Control mesocosms contained bottles with agar solution only. This method has been previously tested and it ensured a slow and constant release of nutrients. The employed volume (500 ml of agar) guaranteed the effective nutrients diffusion during the 7 days of experimental running (Bazterrica et al. 2013). Also, prior to starting the experiments, we measured nitrate (NO<sub>3</sub>), phosphate (PO<sub>4</sub>) and natural ammonium concentration (NH<sub>4</sub>) in the water column of Mar Chiquita coastal lagoon. Then, based on the ambient concentration of nutrients in the lagoon (Marcovecchio et al. 2005; Bazterrica et al. 2013), we calculated the level of N and P addition that represented a considerable increase (3×) relative to the ambient concentration per mesocosms. The increase was within the range of fertilization values observed in other experiments (see Worm et al. 2000) and represented a realistic increase in nutrient loading found in other estuaries (see Cloern 2001).

Water samples were taken every 2–3 days (April 23, 26, 28 and 30 of 2010) with 60 ml syringes from mesocosms (day 0, day 3, day 5 and day 7) and out of mesocosms (n = 4; Out). Nitrate, phosphate and ammonium were measured in filtered samples through a glass microfiber GF/F filter and frozen until analysis

at the end of the experiment. Nutrients were determined using standard colorimetric methods, phenol hypochlorite method for NH<sub>4</sub> (Solorzano 1969), cadmium reduction method for NO<sub>3</sub> and Strickland and Parsons 1972 method for PO<sub>4</sub>. The in vivo chlorophyll *a* concentration (µg l<sup>-1</sup>) was determined in and out of mesocosm with an Aquafluor handheld Fluorometer (Turner Design, Model 8000–01. Detection range: 0.05–300 µg Chl*a* l<sup>-1</sup> and 0.5–150 NTU).

The initial physical conditions of the water (i.e., pH, conductivity, turbidity, dissolved oxygen, temperature and salinity) and biological parameters (chlorophyll *a*) were assumed equal because the mesocosms were mounted in the same place and time (i.e., we installed all mesocosms simultaneously to ensure similar initial conditions). The mesocosms were not sealed during the experimentation. Therefore, the water of the mesocosms was partially renewed every day because there was water exchange through the bottom of the sediment of the enclosures.

To evaluate if there were differences in baseline concentration of nutrients (NO<sub>3</sub>, PO<sub>4</sub> and NH<sub>4</sub>) and Chl*a* between treatments, all parameters were measured 2 h before the beginning of the addition of nutrients and/or reefs inside the mesocosms and analyzed with a two way ANOVA (factors: nutrients and reef). There were no baseline differences in Chl*a* and PO<sub>4</sub> concentration between the different treatments (see Table S1 in Supplementary material). In contrast, baselines of NO<sub>3</sub> concentration were affected by nutrient addition and the NH<sub>4</sub> was interactively affected by factors of nutrient addition and presence of reefs (Table S1). Tukey test showed that baseline NO<sub>3</sub> concentration was higher (12%) in fertilized treatments than in unfertilized treatments (*P* < 0.05). However, in the 3rd, 5th and 7th day of sampling the increase was up to 300, 494 and 432% respectively, and therefore the differences in baseline concentration were negligible.

To evaluate the separate and interactive effects of reefs, nutrient addition and time on the phytoplankton biomass (in vivo Chl*a*) and nutrients of the water of the mesocosm, we performed a mixed-effect model with the lme function from the nlme package (Pinheiro et al. 2013) in R 3.0.1 (R Development Core Team 2013). Nutrients, reefs and time were treated as fixed factors, and mesocosms were treated as the random factor. To account for the lack of independence among time-series observations, we modeled dependence of

these data using autoregressive correlation structure of order 1, following Pinheiro and Bates (2000). The final model was selected using the likelihood ratio test (always consistent with the AIC criterion) following Zuur et al. (2009). Visual inspection of residual plots did not reveal any obvious deviations from homoscedasticity or normality.

In addition, to evaluate differences in nutrients and phytoplankton concentration of the water between mesocosms control ( $T_4$ ) and open water (out), we performed a mixed-effect model with the same function as above-mentioned. No artifact effects were found for  $\text{NH}_4$ ,  $\text{NO}_3$  and  $\text{PO}_4$ , given that mesocosms and open water only differed one single (and different) day each (day 5 for  $\text{NH}_4$ , day 3 for  $\text{PO}_4$  and day 7 for  $\text{NO}_3$ ; see Table S2 and Fig. S1 in Supplementary material). Although there were some contrasting differences in Chla between mesocosms and the open water in different dates (mesocosms had higher Chla in day 0, lower in day 3 and higher again in day 5), the overall difference (including the whole experiment;  $X_{\text{control}} = 25.7$  (SD = 10.9),  $X_{\text{out}} = 21.7$  (SD = 13.7) was negligible. Moreover, the largest differences were found between dates, and they simulated the main experiment (see Table S2, Fig S1).

## Results

### Food source and trophic position: stable isotopes analysis

Isotopic signal of the individuals of *F. enigmaticus* from the three different areas showed differences in their values of  $\delta^{13}\text{C}$  ( $F_{2, 12} = 87.7$ ,  $P < 0.001$ ; Fig. 2), possibly indicating different use of carbon sources in the lagoon. The N-isotopic values showed differences between the individuals of Celpa and the others sites ( $F_{2, 12} = 15.2$ ,  $P < 0.001$ ; Fig. 2). Values of San Gabriel and Sotelo were marginally different ( $t = -2.3$ ,  $P = 0.08$ ).

In our work, POM isotopes values ranged between  $-24.1$  and  $-20.4\text{‰}$  for  $\delta^{13}\text{C}$  and  $8.5$  and  $5.2\text{‰}$  for  $\delta^{15}\text{N}$ . Estuarine POM carbon isotope values fluctuated between freshwater POM ( $-26$ ) and estuarine phytoplankton (approx.  $-21\text{‰}$ ; see Botto et al. 2005). C-isotopic values from the individuals of *F. enigmaticus* overlapped with the signal of the sources (POM, Fig. 2), showing values between  $-23.6$  and  $-19\text{‰}$ .

Median values from the posterior distributions of Bayesian isotope mixing models suggested that the fraction of POM between 62 and 250  $\mu\text{m}$  (hereafter: fraction *b*) was the main resource used for *F. enigmaticus* (see Table 1) followed by fraction  $> 250 \mu\text{m}$  (hereafter: fraction *c*) and fraction  $< 62 \mu\text{m}$  (hereafter: fraction *a*) in all sites.

The median diet for individuals from Sotelo creek was 70.5% represented for the fraction *b*, 14.5% for the fraction *c*, and 5.2% for the fraction *a*. In San Gabriel, the median diet of the polychaetes was 83.7, 9.7 and 3.3% and, in Celpa was 72.3, 18.1 and 6.4% represented for the fraction *b*, *c* and *a* respectively.

### Mesocosms

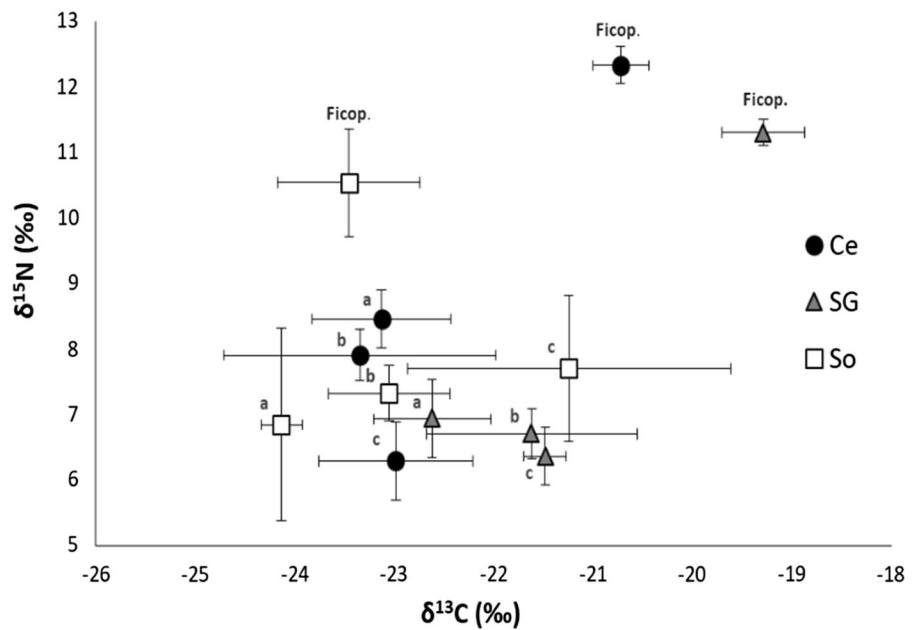
#### Nutrients

Our results showed that the experimental nutrient enrichments successfully increased nutrient concentration above control treatments and ambient concentration. There was an interactive effect between factors of nutrient and time ( $N \times T$ ) in the concentration of  $\text{NO}_3$  and  $\text{NH}_4$  (Table 2; Fig. 3).  $\text{NO}_3$  concentration was higher in fertilized treatments in the 3rd ( $T = 2.54$ ,  $P < 0.05$ ; Fig. 3c), 5th ( $T = 4.76$ ,  $P < 0.001$ ) and 7th ( $T = 2.56$ ,  $P < 0.05$ ) day of experimentation.  $\text{NH}_4$  concentration was higher in treatments with nutrients in the 3rd ( $T = 6.19$ ,  $P < 0.001$ ) and 5th ( $T = 6.59$ ,  $P < 0.001$ ; Fig. 3a) day of experimentation. The average concentration of  $\text{NH}_4$ , and  $\text{NO}_3$  was up to 51 and 3.2 time higher in the experimental nutrient enrichments than in no-enrichment treatments respectively.

The concentration of  $\text{PO}_4$  in the mesocosms was affected by nutrient addition and time, but not by the interaction between them. The fertilized mesocosms had nine time higher concentration of  $\text{PO}_4$  than in the mesocosms with ambient concentration ( $t = 6.15$ ,  $P < 0.001$ ; Fig. 3b). The concentration of  $\text{PO}_4$  was not consistent in the experimental time, being in the 3rd day higher than in the 5th ( $t = 4.02$ ,  $P < 0.005$ ) and 7th day ( $t = 1.86$ ,  $P < 0.05$ ), but the 5th day had lower concentration than in the last day of experimentation ( $t = -2.17$ ,  $P < 0.05$ ).



**Fig. 2**  $\delta^{15}\text{N}$  versus  $\delta^{13}\text{C}$  (mean  $\pm$  SD) for individuals of *F. enigmaticus* (Ficop.) and three different fractions of POM (*a* < 62  $\mu\text{m}$ , *b* between 250 and 62  $\mu\text{m}$ , *c* > 250  $\mu\text{m}$ ) from Mar Chiquita lagoon in Celpa (black circle), San Gabriel (grey rhombus) and Sotelo creek (white square). The fraction *b* was the main resource used for *F. enigmaticus* for each site



**Table 1** Mean, quantiles (50, 2.5 and 97.5%) and SD of proportions of each fraction of particulate organic matter in the diet of *F. enigmaticus* (*a* < 62  $\mu\text{m}$ , *b* between 250 and 62  $\mu\text{m}$ , *c* > 250  $\mu\text{m}$ ) from Celpa, San Gabriel and Sotelo

	Celpa			San Gabriel			Sotelo		
	a	b	c	a	b	c	a	b	c
Mean	0.1	0.64	0.26	0.08	0.7	0.21	0.13	0.6	0.26
SD	0.10	0.28	0.24	0.11	0.30	0.26	0.18	0.32	0.27
2.5%	0.002	0.05	0.004	0.001	0.02	0.001	0.001	0.02	0.001
50%	0.064	0.723 <sup>a</sup>	0.181	0.033	0.837 <sup>a</sup>	0.097	0.052	0.705 <sup>a</sup>	0.145
97.5%	0.38	0.98	0.80	0.42	0.99	0.73	0.68	0.99	0.99

The quantiles 2.5 and 97.5% are Bayesian credible intervals

<sup>a</sup>The median source contribution value for each area

### Chlorophyll *a* concentration

Our results showed that both nutrients addition and presence of reefs of *F. enigmaticus* affected interactively the Chl*a* concentration in the mesocosms (N  $\times$  R; Fig. 4, Table 2). Post hoc test showed that the treatment with reefs and nutrients (T<sub>2</sub>) had lower concentration of Chl*a* ( $t = -4.4$ ,  $P < 0.001$ ) compared with the treatment with only nutrients (T<sub>1</sub>;  $X = 19.4$ ), indicating that the reefs decreased the Chl*a* concentration in fertilized mesocosms (Table 2, Fig. 4). Although there were not differences in the Chl*a* concentration between treatments (with and without reefs) in mesocosms with ambient nutrients

(Table 2, Fig. 4), the concentration of Chl*a* was lower with reefs than without reefs on 3rd and 5th day. However, not difference was found at 7th day. In addition, the treatments with only nutrients had higher concentration of Chl*a* compared with control treatments ( $t = 1.86$ ,  $P < 0.05$ ), showing that the experimental nutrient enrichments successfully increased Chl*a* concentration above ambient concentration. Chl*a* was affected by time (Table 2), being different during all days and increasing through the experimental time ( $P < 0.001$ ; Fig. 4). This increase was the same as out of mesocosms (see Fig. S1d), indicating that it was not an artifact effect but a feature of the water in the experimental time.

**Table 2** Results of linear mixed-effects models evaluating the effect of nutrients, reefs, and time on the Chl<sub>a</sub>, NO<sub>3</sub>, PO<sub>4</sub> and NH<sub>4</sub> concentration of the water of the mesocosms in the Mar Chiquita lagoon

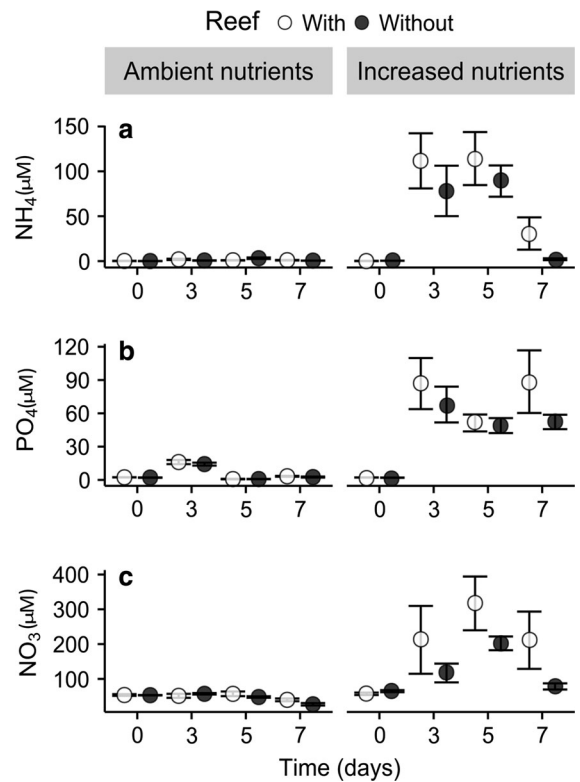
Source of variation	df	F	P
<b>Chlorophyll a</b>			
Nutrients (N)	1. 16	0.19	0.66
Reef (R)	1. 16	16.76	< 0.001*
Time (T)	1. 16	218.1	< 0.001*
N × R	1. 16	4.7	< 0.05*
N × T	2. 32	0.56	0.57
R × T	2. 32	0.15	0.85
N × R×T	2. 32	2.66	0.09
<b>NO<sub>3</sub></b>			
Nutrients (N)	1. 16	11.4	< 0.005*
Reef (R)	1. 16	2.28	0.15
Time (T)	2. 32	30.8	< 0.001*
N × R	1. 16	2.14	0.16
N × T	2. 32	20.23	< 0.001*
R × T	2. 32	1.42	0.25
N × R×T	2. 32	0.17	0.84
<b>PO<sub>4</sub></b>			
Nutrients (N)	1. 16	37.8	< 0.001*
Reef (R)	1. 16	1.14	0.3
Time (T)	2. 32	8.11	< 0.005*
N × R	1. 16	1.01	0.32
N × T	2. 32	1.8	0.18
R × T	2. 32	1.73	0.19
N × R×T	2. 32	1.77	0.18
<b>NH<sub>4</sub></b>			
Nutrients (N)	1. 16	60.2	< 0.001*
Reef (R)	1. 48	2.89	0.09
Time (T)	2. 32	10.32	< 0.001*
N × R	1. 48	3.17	0.08
N × T	2. 32	9.86	< 0.001*
R × T	2. 48	0.044	0.95
N × R × T	2. 48	0.008	0.99

Nutrients, reef and time were treated as fixed factors, and mesocosms was treated as a random factor

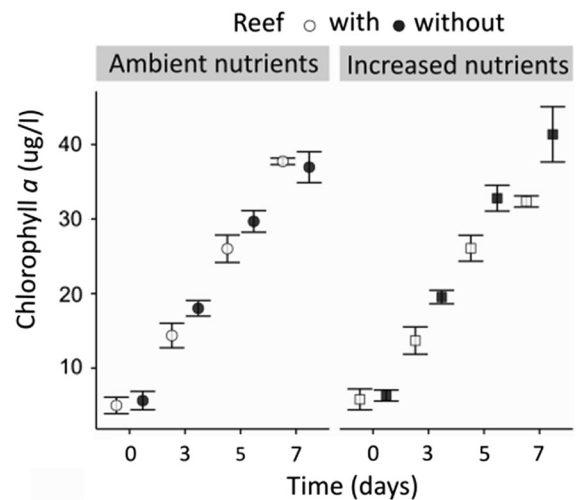
\*Significant differences

**Discussion**

Stable isotope analysis showed particle selectivity by *F. enigmaticus* suggesting that the reefs have the potential to promote shifts in size, composition and



**Fig. 3** Effect of nutrients, time and reef addition on **a** ammonium (μM), **b** phosphate (μM), **c** nitrate (μM) concentration of the water of the mesocosms in Mar Chiquita coastal lagoon



**Fig. 4** Effect of nutrients, time and reef addition on chlorophyll a (μg/l) concentration of the water of the mesocosms in Mar Chiquita coastal lagoon

biomass of plankton communities of invaded systems. The results showed that both top-down and bottom-up

processes are important forcing factors that control the biomass of primary producers in this site. In fact, when nutrients increased the biomass of pelagic primary producers, reefs counteracted these increases.

Studies about food sources (diet) of invasive species are necessary to understand how invaders affect diversity and availability of food sources for other species (i.e. trophic overlap and eventually competition). Our results show that the trophic position of *F. enigmaticus* is typical of a filter-feeder species. Our work show that the main resource used by this invasive polychaete was the fraction of particules between 62 and 250  $\mu\text{m}$ , which mainly includes the microplankton (between 20 and 200  $\mu\text{m}$ ). Microplankton is composed of several heterotrophic and autotrophic taxonomic groups. Diatoms (centric and pennate) dominate the microplanktonic assemblage in this water body (88% of the total cell counts; Pan and Marcoval 2014). Clearance rate of *F. enigmaticus* for pennate diatoms was higher than for any other planktonic prey ( $2.3 \text{ l h}^{-1} \text{ g DW}^{-1}$ ; Pan and Marcoval 2014) and, therefore, this phytoplankton fraction could be their main food source and more affected. Considering the clearance rate calculated in situ (Pan and Marcoval 2014) and the total water volume of the lagoon (about  $2.76 \times 10^{10} \text{ l}$  based on 46  $\text{Km}^2$  area and 0.6 m mean depth; Fasano et al. 1982), the polychaetes are able to filter all the lagoon water in almost 6 days (140 h). Although these calculations have many assumptions (e.g., equal filtration rates for polychaetes independently of their size, clearance rates that do not vary with particle concentration, no water renewal at the lagoon) and therefore are just approximation, they gives a good idea to the potential magnitude of the grazing effect of this invasive polychaete.

The large range of C-isotopic values of the polychaetes ( $-24$  to  $-19\text{‰}$ ) from three areas of the lagoon suggests the influence of different sources of carbon consumed. In estuaries, POM is a mixture of terrestrial and marine components, consisting of phytoplanktonic cells, organic debris, and eroded material from soils and sediments (Riley et al. 2004). In Mar Chiquita lagoon, phytoplankton, microalgae and marsh plants debris (i.e., the cordgrass *Spartina densiflora*) all contribute to the organic matter of the estuarine food web (Botto et al. 2005). However, the filter-feeders are more dependent of the material in the column water, and our results show this pattern.

Phytoplankton assemblages might vary in time and space, and changes in species composition may explain some of the variation in  $\delta^{13}\text{C}$  (see Cifuentes et al. 1988). However, the main influence of freshwater or marine sources in the three areas studied could be determinant in the isotopic signal of the individuals.

Trophic position of the invasive polychaete was different to the other main native filter-feeder (i.e., the razor clam *Tagelus plebeius*; see Botto et al. 2005) that inhabit in the study area (Addino 2014). *Tagelus plebeius* had values of  $\delta^{13}\text{C}$  (approx.  $-18$ ) intermediate between signals of deposit feeders species (whose main resource is debris of *S. densiflora* and benthic microalgae) and filter-feeders species (Botto et al. 2005). In our work *F. enigmaticus* had values of  $\delta^{13}\text{C}$  near to pelagic sources (i.e., phytoplankton; see Botto et al. 2005). Although both species are the main local benthic filter feeders, the native razor clam takes food (water) from the surface layer near to the bottom, and the invasive polychaete from the water column. However, the resuspension caused by local action of wind or tide of sedimentary material, may considerably mixing the seston available to both suspension-feeders (Dubois et al. 2009). Thus, the non-native filter feeder *F. enigmaticus* would affect the diversity, composition and biomass of local food source (seston) to other native grazer.

High densities of low-trophic position taxa, such as grazers, are predicted to have strong effects on energy pathways of invaded ecosystems (Capps et al. 2015; Cucherousset et al. 2012). *Ficopomatus enigmaticus* is a non-native grazer with high density and biomass (Schwindt et al. 2004), and has affected ecosystem functions of the invaded system in past decades by control primary production, increasing water clarity (Davies et al. 1989; Bruschetti et al. 2008) and also increasing faunal diversity (Schwindt and Iribarne 2000; Heiman and Micheli 2010). Other ecosystem-level effects of the introduction of this physical ecosystem engineer such as habitat forming (e.g., Heiman et al. 2008; Bruschetti et al. 2009) and alteration of water flows (e.g., Schwindt et al. 2004), are also important. Considering that eutrophication can be defined as an increase in the rate of supply of organic matter to an ecosystem (sensu Nixon 2012), our work show that this invasive polychaeta can counteract this increment.

Input of inorganic nutrients are one of the main causes of eutrophication process (Valiela 2006), but it

is not the phenomenon itself. The definition of eutrophication in coastal marine systems can link to the supply of organic matter they receive, rather than to the input of a particular inorganic nutrient (Nixon 2012). The response of pelagic primary producers to nutrient load increase in coastal marine ecosystems differs widely because biological control mechanisms of the eutrophication process are not always the same (Pérez-Ruzafa et al. 2002). Grazing by filter feeders can be a very efficient control mechanism by removing excess biomass generated by excess nutrients (Herman and Scholten 1990). However, removing phytoplankton has a direct effect on nutrient load as they uptake inorganic nutrients from water column (Pérez-Ruzafa et al. 2002). Our findings showed that the reefs of *F. enigmaticus* did not affect the nutrients load of the lagoon, but decreased the phytoplankton biomass (i.e., main component of particulate organic matter of the column water; Botto et al. 2005) in fertilized mesocosms. Although in ambient nutrient condition the concentration of Chl<sub>a</sub> was not consistently lower with reefs, the Chl<sub>a</sub> concentration was lower with reefs than without in 2 days of sampling. In addition, all studies show that the reefs of *F. enigmaticus* decrease the chlorophyll biomass at ambient nutrient conditions (Davies et al. 1989; Bruschetti et al. 2008, 2011; Pan and Marcoval 2014) but this work show that at high levels of nutrients this effect is probably higher. The worldwide coastal nutrients input is growing due to intensifying human land use (Vitousek 1994; Valiela 2006) and our results suggest that at least in this case an introduced species (probably also due to human intervention) is potentially controlling the secondary effects of higher nutrient influx.

In summary, our results show particles selectivity by *F. enigmaticus* suggesting that this invasive polychaete has the potential to promote shifts in size, composition and diversity of the plankton community of invaded systems (see too Pan and Marcoval 2014). Furthermore, *F. enigmaticus* substantially reduced algal biomass when nutrients were added, and therefore its role in mitigate eutrophication may be highly important. All evidences (Davies et al. 1989; Bruschetti et al. 2008; Pan and Marcoval 2014) showed that *F. enigmaticus* is capable to exert a strong top-down control on the pelagic ecosystem of shallow aquatic systems. Our findings provided a strong experimental evidence that when the

phytoplankton biomass is increased by nutrients, an invasive polychaete can counteract this effect.

**Acknowledgements** We thank J. Alberti for helping with the statistical analysis. This project was supported by grants from the Universidad Nacional de Mar del Plata and CONICET (Argentina PIP-424), ANPCyT (Argentina PICT-3823), to O. Iribarne. C.M. Bruschetti and M. Addino were supported by Doctoral scholarships from CONICET (Argentina).

## References

- Addino M (2014) Efecto de características físicas del ambiente e interacciones biológicas en los patrones de distribución e historia de vida de la almeja navaja *Tagelus plebeius*. Tesis de Doctorado Universidad Nacional de Mar del Plata, Facultad de Ciencias Exactas y Naturales
- Alpine A, Cloern J (1992) Trophic interactions and direct physical effects control phytoplankton biomass and production in an estuary. *Limnol Oceanogr* 37:946–955
- Bazterrica MC, Alvarez MF, Bruschetti CM, Hidalgo FJ, Fanjul ME, Iribarne O, Botto F (2013) Factors controlling macroalgae assemblages in a Southwest Atlantic coastal lagoon modified by an invading reef forming polychaete. *J Exp Mar Biol Ecol* 443:169–177
- Booman GC, Calandroni M, Lateralra P et al (2012) Areal changes of lentic water bodies within an agricultural basin of the Argentinean Pampas. Disentangling land management from climatic causes. *Environ Manag* 50:1058–1067
- Botto F, Valiela I, Iribarne O, Martinetto P, Alberti J (2005) Impact of burrowing crabs on C and N sources, control, and transformations in sediments and food webs of SW Atlantic estuaries. *Mar Ecol Prog Ser* 293:155–164
- Bruschetti CM, Fanjul E, Rosenthal A, Luppi TA, Iribarne O (2008) Grazing effect of the invasive reef-forming polychaete *Ficopomatus enigmaticus* (Fauvel) on phytoplankton biomass in a SW Atlantic coastal lagoon. *J Exp Mar Biol Ecol* 354:212–219
- Bruschetti M, Bazterrica C, Luppi T, Iribarne O (2009) An invasive intertidal reef-forming polychaete affect habitat use and feeding behavior of migratory and locals birds in a SW Atlantic coastal lagoon. *J Exp Mar Biol Ecol* 375:76–83
- Bruschetti M, Bazterrica C, Fanjul ME, Luppi T, Iribarne O (2011) Effect of biodeposition of an invasive polychaete on organic matter content and productivity of the sediment in a coastal lagoon. *J Sea Res* 66:20–28
- Burkepile DE, Hay ME (2006) Herbivore vs. nutrient control of marine primary producers: context-dependent effects. *Ecology* 87:3128–3139
- Capps KA, Ulseth A, Flecker AS (2015) Quantifying the top-down and bottom-up effects of a non-native grazer in freshwaters. *Biol Invasions* 17:1253–1266
- Carlton JT (2000) Global change and biological invasions in the oceans. In: Mooney HA, Hobbs RJ (eds) *Invasive species in a changing world*. Island Press, Washington DC, pp 31–53

- Cifuentes LA, Sharp JH, Fogel ML (1988) Stable carbon and nitrogen isotope biogeochemistry in the Delaware Estuary. *Limnol Ocean* 33:1102–1115
- Cloern J (2001) Our evolving conceptual model of the coastal eutrophication problem. *Mar Ecol Prog Ser* 210:223–253
- Cucherousset J, Blanchet S, Olden JD (2012) Non-native species promote trophic dispersion of food webs. *Front Ecol Environ* 10:406–408
- Davies BRB, Stuart V, De Villiers M (1989) The filtration activity of a serpulid polychaete population (*Ficopomatus enigmaticus* (Fauvel)) and its effects on water quality in a coastal marina. *Estuarine Coast Shelf Sci* 29:613–620
- De Marco SG, Beltrame MO, Freije RH, Marcovecchio JE (2005) Phytoplankton dynamic in Mar Chiquita coastal lagoon (Argentina), and its relationship with potential nutrient sources. *J Coast Res* 214:818–825
- Dubois S, Barillé L, Cognie B (2009) Feeding response of the polychaete *Sabellaria alveolata* (Sabelliariidae) to changes in seston concentration. *J Exp Mar Bio Ecol* 376:94–101
- Fasano JL, Hernández MA, Isla FI, Schnack EJ (1982) Aspectos evolutivos y ambientales de la laguna Mar Chiquita (Provincia de Buenos Aires, Argentina). *Oceanol Acta* 4:285–292
- Fry B, Sherr EB (1984)  $^{13}\text{C}$  measurements as indicators of carbon flow in marine and freshwater ecosystems. *Contrib Mar Sci* 27:13–47
- Gottlieb SJJ, Schweighofer MEM (1996) Oysters and the Chesapeake Bay ecosystem: a case for exotic species introduction to improve environmental quality? *Estuaries Coasts* 19:639–650
- Grosholz ED, Levin LA, Tyler AC, Neira C (2009) Changes in community structure and ecosystem function following *Spartina alterniflora* invasion of Pacific estuaries. In: Siliman BR, Grosholz E, Bertness MD (eds) Human impacts on salt marshes: a global perspective. University of California Press, California
- Gutiérrez JL, Jones CG, Sousa R (2014) Toward an integrated ecosystem perspective of invasive species impacts. *Acta Oecol* 54:131–138
- Guy-Haim T, Lyons DA, Kotta J et al (2018) Diverse effects of invasive ecosystem engineers on marine biodiversity and ecosystem functions: a global review and meta-analysis. *Glob Change Biol* 24:906–924
- Heck KL, Pennock JRJ, Valentine JFJ et al (2000) Effects of nutrient enrichment and small predator density on seagrass ecosystems: an experimental assessment. *Limnol Oceanogr* 45:1041–1057
- Heiman KW, Micheli F (2010) Non-native ecosystem engineer alters estuarine communities. *Integr Comp Biol* 50:226–236
- Heiman K, Vidargas N, Micheli F (2008) Non-native habitat as home for non-native species: comparison of communities associated with invasive tubeworm and native oyster reefs. *Aquat Biol* 2:47–56
- Herman PMJ, Scholten H (1990) Can suspension-feeders stabilize estuarine ecosystems? In: Barnes M, Gibson R (eds) Trophic relationships in the marine environment. Aberdeen University Press, Aberdeen, pp 104–116
- Isla FI (1997) Seasonal behaviour of Mar Chiquita tidal inlet in relation to adjacent beaches, Argentina. *J Coast Res* 13:1221–1232
- Lanfredi NW, Balestrini CF, Mazio CA, Schmidt SA (1987) Tidal sandbanks in Mar Chiquita coastal lagoon, Argentina. *J Coast Res* 3:515–520
- Mack MCM, D'Antonio CM (1998) Impacts of biological invasions on disturbance regimes. *TREE* 13:195–198
- Marcovecchio JE, Freije H, De Marco S, Gavio A, Ferrer L, Andrade S, Beltrame O, Asteasuain R (2005) Seasonality of hydrographic variables in a coastal lagoon: Mar Chiquita, Argentina. *Aquat Conserv Mar Freshw Ecosyst* 16:335–347
- Martinetto P, Teichberg M, Valiela I, Montemayor D, Iribarne O (2011) Top-down and bottom-up regulations in a high nutrient-high herbivory coastal ecosystem. *Mar Ecol Prog Ser* 432:69–82
- Micheli F (1999) Eutrophication, fisheries, and consumer-resource dynamics in marine pelagic ecosystems. *Science* 285:1396–1398
- Moore JW, Semmens BX (2008) Incorporating uncertainty and prior information into stable isotope mixing models. *Ecol Lett* 11:470–480
- Nixon SW (2012) Coastal marine eutrophication: a definition, social causes, and future concerns. *Ophelia* 41:199–219
- Pan J, Marcoval MA (2014) Top-Down effects of an exotic serpulid polychaete on natural plankton assemblage of estuarine and brackish systems in the SW Atlantic. *J Coast Res* 298:1226–1235
- Parker IM, Simberloff D, Lonsdale WM et al (1999) Impact: toward a framework for understanding the ecological effects of invaders. *Biol Invasions* 1:3–19
- Pérez-Ruzafa A, Gilabert J, Gutiérrez JM, Fernández AI, Marcos C, Sabah S (2002) Evidence of a planktonic food web response to changes in nutrient input dynamics in the Mar Menor coastal lagoon, Spain. *Hydrobiologia* 475–476:359–369
- Peterson BJ, Fry B (1987) Stable isotopes in ecosystem studies. *Ann Rev Ecol Syst* 18:293–320
- Peterson BJ, Howarth RW, Garitt RH (1985) Multiple stable isotopes used to trace the flow of organic matter in estuarine food webs. *Science* 227:1361–1363
- Pinheiro J, Bates D (2000) Mixed effects models in S and S-Plus. Springer, New York
- Pinheiro J, Bates D, DebRoy S, Sarkar D, R Development Core Team (2013) NLME: linear and nonlinear mixed effects models. R package version 3.1-117, R Foundation for Statistical Computing, Vienna
- Post DM (2002) Using stable isotopes to estimate trophic position: models, methods, and assumptions. *Ecology* 83:703–718
- R Development Core Team (2013) R: a language and environment for statistical computing. R Foundation for Statistical Computing, Vienna
- Riley RH, Townsend CR, Raffaelli DA, Flecker AS (2004) Sources and effects of subsidies along the stream-estuary continuum. In: Polis GA, Power ME, Huxel GR (eds) Food webs at the landscape level. Chicago University Press, Chicago, pp 241–262
- Schwindt E, Iribarne OO (2000) Settlement sites, survival and effects on benthos of an introduced reef-building polychaete in a SW Atlantic coastal lagoon. *Bull Mar Sci* 67:73–82

- Schwandt E, Bortolus A, Iribarne OO (2001) Invasion of a reef-builder polychaete: direct and indirect impacts on the native benthic community structure. *Biol Invasions* 3:137–149
- Schwandt E, Iribarne O, Isla I (2004) Physical effects of an invading reef-building polychaete on an Argentinean estuarine environment. *Estuarine Coast Shelf Sci* 59:109–120
- Solorzano L (1969) Determination of ammonia in natural waters by the phenylhypochlorite method. *Limnol Oceanogr* 14:799–801
- Soriano A, Leon RJC, Sala OE, Lavado RS, Deregibus VA et al (1992) Rio de la Plata grasslands. In: Coupland RT (ed) *Ecosystems of the world 8a. Natural grasslands. Introduction and western hemisphere*. Elsevier, New York, pp 367–407
- Sousa R, Novais A, Costa R, Strayer DL (2014) Invasive bivalves in fresh waters: impacts from individuals to ecosystems and possible control strategies. *Hydrobiologia* 735:233–251
- Stock BC, Semmens BX (2013) MixSIAR GUI User manual, version 3.1. <https://doi.org/10.5281/zenodo.47719>. <https://github.com/brianstock/MixSIAR>
- Strayer DL (2010) Alien species in fresh waters: ecological effects, interactions with other stressors, and prospects for the future. *Fresh Biol* 55:152–174
- Strickland JDH, Parsons TR (1972) A practical handbook of seawater analysis. *Bull Fish Res Board Can* 167:1–311
- Teichberg M, Fox SE, Olsen YS, Valiela I, Martinetto P et al (2010) Eutrophication and macroalgal blooms in temperate and tropical coastal waters: nutrient enrichment experiments with *Ulva* spp. *Glob Chang Biol* 16:2624–2637
- Valiela I (2006) *Global coastal change*. Wiley, Oxford, p 376
- Valiela I, Tomasky G, Hauxwell J, Cole ML, Cebrián J, Kroeger K (2000) Operationalizing sustainability: management and risk assessment of land-derived nitrogen loads to estuaries. *Ecol Appl* 10:1006–1023
- Valiela I, Rutecki D, Fox S (2004) Salt marshes: biological controls of food webs in a diminishing environment. *J Exp Mar Biol Ecol* 300:131–159
- Vitousek PM (1990) Biological invasions and ecosystem processes: towards an integration of population biology and ecosystem studies. *Oikos* 57:7–13
- Vitousek PM (1994) Beyond global warming: ecology and global change. *Ecology* 75:1861–1876
- Worm B, Reusch TBH, Lotze HK (2000) In situ nutrient enrichment: methods for marine benthic ecology. *Int Rev Hydrobiol* 85:359–375
- Zuur AF, Ieno EN, Walker NJ, Saveliev AA, Smith GM (2009) *Mixed effect models and extensions in ecology with R*. Springer, Berlin, p 524