

# Feeding habits of the Rio skate, *Rioraja agassizi* (Chondrichthyes: Rajidae), from off Uruguay and north Argentina

SANTIAGO A. BARBINI<sup>1,2</sup> AND LUIS O. LUCIFORA<sup>3,4</sup>

<sup>1</sup>Laboratorio de Ictiología, Departamento de Ciencias Marinas, Universidad Nacional de Mar del Plata, Funes 3350, Mar del Plata, B7602AYL, Argentina, <sup>2</sup>Comisión de Investigaciones Científicas del Gobierno de la Provincia de Buenos Aires (CIC), Calle 526 e/10 y 11, La Plata, B1906APN, Argentina, <sup>3</sup>Consejo Nacional de Investigaciones Científicas y Técnicas (CONICET), Avenida Rivadavia 1917, Ciudad Autónoma de Buenos Aires, C1033AAJ, Argentina, <sup>4</sup>Centro de Investigaciones Ecológicas Subtropicales (CIES) and Centro de Investigaciones del Bosque Atlántico (CeIBA), Casilla de Correo 9, Puerto Iguazú, N3370AVQ, Misiones, Argentina

*The feeding habits of the Rio skate, Rioraja agassizi, from off Uruguay and north Argentina were evaluated using a multiple-hypothesis modelling approach. Relationships between number of preys and sex, maturity stage, body size, season and region were assessed by building generalized linear models. Rioraja agassizi fed mainly upon crustaceans (shrimps, crabs and amphipods) and teleosts, but also upon isopods, cumaceans, lancelets and polychaetes. Ontogenetic diet shifts were found: small R. agassizi consumed amphipods, cumaceans and isopods and large individuals on shrimps, crabs and teleosts. The consumption of crustaceans (amphipods, shrimps, crabs, isopods and cumaceans) was higher in the northern (34°–38°S) than in the southern area (38°–41°S). Rioraja agassizi consumed more teleosts in the cold season and preyed more on lancelets in the warm season. Prey size increased with increasing body size of R. agassizi, but large individuals also consumed small prey. Ontogenetic shifts may be related to body size rather than other life-history traits. Rioraja agassizi adapts its feeding habits in response to regional and seasonal changes.*

**Keywords:** skates, feeding ecology, diet shifts, south-west Atlantic

Submitted 22 February 2010; accepted 2 August 2010; first published online 18 October 2010

## INTRODUCTION

The Rio skate, *Rioraja agassizi* (Müller & Henle, 1841), is a common endemic skate from coastal waters distributed along the south-west Atlantic coast from Cabo Frio (20°S, Brazil) to Península Valdés (42°S, Argentina) (Menni & Stehmann, 2000). Taxonomy, distribution and some aspects of the reproductive biology of *R. agassizi* have been well studied off north Argentina and Uruguay (Colonello *et al.*, 2007; Estalles *et al.*, 2008). *Rioraja agassizi* is one of the most important skates caught as by-catch in the bottom trawling fishery that operates in this region (Massa *et al.*, 2004; Tamini *et al.*, 2006). The abundance of *R. agassizi* likely declined significantly and this species is categorized as vulnerable by the International Union for the Conservation of Nature (IUCN) (Kyne *et al.*, 2007).

The feeding habits of *R. agassizi* have been studied on the continental shelf off Ubatuba, Brazil, indicating that the species fed upon a wide variety of preys, mostly crustaceans (e.g. shrimps, crabs and amphipods), fish and polychaetes (Soares *et al.*, 1999; Muto *et al.*, 2001). Muto *et al.* (2001) also found ontogenetic shifts and variation among seasons in the diet composition of *R. agassizi*. In Argentinean and Uruguayan waters, a previous study on the diet composition

of *R. agassizi* showed that it preys mainly on crustaceans, followed by polychaetes and teleosts (Loez & Schang, 1982), but this study had a low sample size and samples obtained from a restricted area.

The aims of this study are to provide a quantitative analysis of the diet composition of *R. agassizi*, to assess the effects of sex, maturity stage, body size, season and region on the diet and also to evaluate predator–prey size relationships. Knowledge on diet composition and trophic relationships are essential for the implementation of ecosystem-level models (Braccini, 2008).

## MATERIALS AND METHODS

### Study area and sampling

The study area, between 34° and 41°S, consists of two coastal systems: (1) a stratified coastal zone (north of 37°S) influenced by the discharge of the Río de la Plata River; and (2) a homogeneous coastal zone (south of 37°S), that comprises an estuarine system, called El Rincón, characterized by the discharge of the Negro and Colorado Rivers and discharges of high-salinity waters of the San Matías Gulf (Guerrero & Piola, 1997; Lucas *et al.*, 2005).

Skates were collected from scientific trawl surveys (N = 252) conducted by the Instituto Nacional de Investigación y Desarrollo Pesquero (INIDEP, Argentina), and from

**Corresponding author:**

S.A. Barbini

Email: sbarbini@mdp.edu.ar

commercial landings ( $N = 374$ ) (Figure 1). Research cruises were conducted in December (2005), February (2006) and June (2006). Commercial catches by the coastal fleet of Mar del Plata harbour were sampled during 2006 (September, October and November) and 2007 (April, May, July, August, October, November and December). For each individual captured, total length (TL, mm), sex and maturity stage were recorded. Maturity stage (juvenile or adult) was determined according to the degree of calcification of the claspers and the development of testes and reproductive ducts in males, and to the presence of eggs and observation of the uteri, oviducal glands and ovarian follicles in females (Stehmann, 2002; Colonello *et al.*, 2007). This species reaches maturity at between 495–577 mm and 420–520 mm of TL for females and males, respectively (Colonello *et al.*, 2007; Estalles *et al.*, 2008). The stomachs were excised and frozen at  $-20^{\circ}\text{C}$  for subsequent analyses in the laboratory.

### Diet composition and data analysis

Stomach contents were sorted and identified to the lowest possible taxon using published catalogues. Preys were counted and their wet weights recorded ( $\pm 0.01$  g). When possible, TL of teleosts, carapace width (CW) of brachyuran crabs and cephalothorax length (CL) of shrimps were measured.

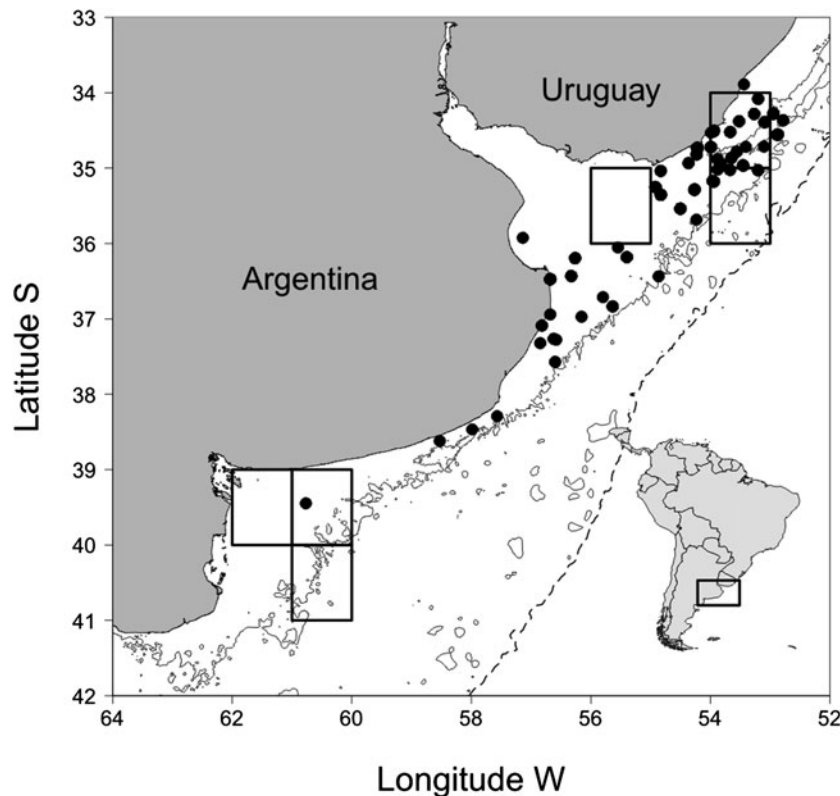
To evaluate the importance of each prey and allow for comparisons with other studies we calculated the following indices: percentage by number (%N), percentage by mass (%M), percentage frequency of occurrence (%FO) and index

of relative importance (IRI) (Pinkas *et al.*, 1971). IRI was expressed in percentage (%IRI; Cortés, 1997).

Sample size by sex, maturity stage, season and region was plotted against the mean cumulative Shannon–Wiener diversity index, randomized 100 times (Magurran, 2004), to determine whether a sufficient number of skates was sampled. Sample size was considered sufficient to describe diet and to conduct statistical analyses if the cumulative Shannon–Wiener diversity index reached an asymptote.

For the statistical analyses, preys were grouped into eight zoological categories: shrimps, brachyuran crabs, amphipods, isopods, cumaceans, lancelets, polychaetes and teleosts. These categories included prey with %FO  $\geq 4$ . We evaluated if the consumption of the prey categories varied with sex, maturity stage, body size (TL), season (warm = October–March; cold = April–September) and region (north =  $34^{\circ}$ – $38^{\circ}\text{S}$ ; south =  $38^{\circ}$ – $41^{\circ}\text{S}$ ) using a multiple-hypothesis modelling approach (Anderson *et al.*, 2000; Franklin *et al.*, 2001; Johnson & Omland, 2004).

For each prey category, we built generalized linear models (GLM; Venables & Ripley, 2002) where the response variable was the number of prey consumed and the independent variables were sex, maturity stage, TL, season and region (Lucifora *et al.*, 2009a). Models with combinations between sex + season, sex + region, maturity stage + season, maturity + region, TL + season, TL + region and season + region as independent variables, were also fitted. We also fitted a model without any of the independent variables (i.e. null model) to test the hypothesis that none of the variables tested had an effect on the consumption of a prey category



**Fig. 1.** Map of study area showing positions of trawl stations (black circles) and cells of the fishing grid (black rectangles) where individuals of *Rioraja agassizi* were collected off Uruguay and north Argentina. The 50 m and 200 m isobaths are shown as solid and dashed lines, respectively. The rectangle in the inset shows the location of the study area in South America.

(Lucifora *et al.*, 2009b). Models have a negative binomial error distribution because there were too many zeros and the variance was often much greater than the mean, and a log link (Crawley, 2005). For each competing model, we calculated the Akaike information criterion (AIC) and the model with the lowest AIC was selected as the best model (Crawley, 2005). To obtain the likelihood of each competing model, Akaike's weight ( $w$ ) was calculated (Franklin *et al.*, 2001; Johnson & Omland, 2004). If  $w$  did not provide strong support for any competing model, we computed model averaging (Johnson & Omland, 2004).

### Predator-prey size relationships

Relationships between predator length and prey size were assessed using TL of skates and TL of teleost fish, CW of brachyuran crabs and CL of shrimps. We fitted regressions on the

5, 50 and 95% quantiles, in order to test an increase in minimum, medium and maximum prey size with increasing TL of skates, respectively (Scharf *et al.*, 1998).

### RESULTS

Of the 626 skates sampled, 465 (74.28%) had food in their stomachs. Of the skates with food remains, 265 were females (246–710 mm TL) and 200 were males (240–616 mm TL). Overall, 4680 preys with a total weight of 2644.7 g were found in the stomachs. The cumulative curves of diversity reached an asymptote for all groups, indicating that sample sizes were sufficient (Figure 2).

The diet of *R. agassizi* was composed of 61 prey species: 25 decapods, 14 teleosts, five isopods, four molluscs, three amphipods, three cumaceans, three polychaetes, one chondrichthyan,

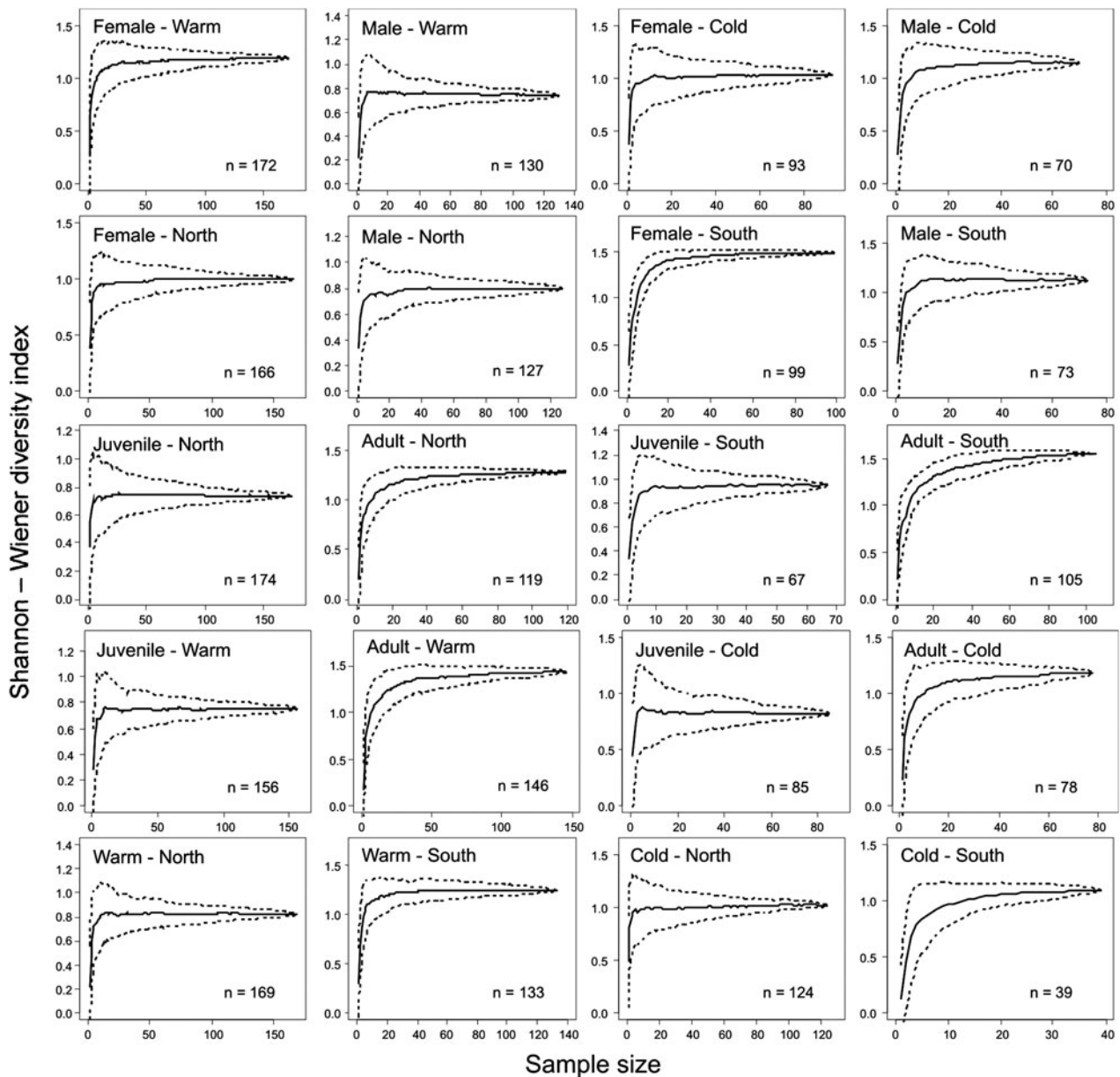


Fig. 2. Cumulative mean Shannon-Wiener diversity index (continuous lines) and standard deviation (dashed lines) as a function of sample size for *Rioraja agassizi*.

**Table 1.** Diet composition of *Rioraja agassizi*. %N, percentage by number; %M, percentage by mass; %FO, percentage frequency of occurrence; IRI, the index of relative importance; %IRI, percentage of IRI. Bold indicate major taxonomic group.

Prey		%N	%M	%FO	IRI	%IRI
<b>TELEOSTEI</b>		5.50	62.49	38.06	2587.60	34.40
Unidentified teleosts		2.11	6.40	15.05	128.20	
Congridae	<i>Conger orbignyanus</i>	0.02	0.37	0.21	0.08	
Engraulidae	<i>Anchoa marinii</i>	0.20	0.72	1.93	1.76	
	<i>Engraulis anchoita</i>	0.27	5.52	2.36	13.72	
Ophidiidae	<i>Raneya brasiliensis</i>	1.56	35.80	14.20	530.14	
Batrachoididae	<i>Porichthys porosissimus</i>	0.26	8.26	2.15	18.32	
Triglidae	<i>Prionotus nudigula</i>	0.02	0.09	0.21	0.02	
Serranidae	<i>Dules auriga</i>	0.15	1.50	4.40	7.24	
Carangidae	<i>Trachurus lathami</i>	0.06	1.04	0.64	0.71	
Percophidae	<i>Percophis brasiliensis</i>	0.08	0.41	0.64	0.32	
Gobiidae	<i>Gobiosoma parri</i>	0.08	0.02	0.64	0.07	
Paralychthyidae		0.06	0.08	0.21	0.03	
Unidentified flounders	<i>Etropus longimanus</i>	0.40	2.12	1.93	4.84	
Cynoglossidae		0.21	0.16	0.64	0.24	
<b>CHONDRICHTHYES</b>						
Rajidae		0.04	0.07	0.21	0.02	<0.01
<b>CRUSTACEA</b>						
<b>DECAPODA</b>		17.63	29.46	54.20	2551.76	33.92
Lysiosquillidae	<i>Heterosquilla platensis</i>	0.02	0.01	0.21	<0.01	
Shrimps		13.95	15.85	40.21	1198.55	
Unidentified shrimps		3.03	1.30	12.70	55.03	
Penaecidae	<i>Artemesia longinaris</i>	8.59	10.75	18.06	349.32	
Solenoceridae	<i>Pleoticus muelleri</i>	1.90	3.74	9.25	52.20	
Sergestidae	<i>Peisos</i> spp.	0.21	0.01	0.64	0.15	
Caridea		0.15	0.01	0.64	0.11	
Alpheidae	<i>Alpheus puapeba</i>	0.02	0.01	0.21	<0.01	
Crangonidae	<i>Pontocaris boschii</i>	0.04	0.01	0.21	0.01	
Anomuran crabs		0.19	0.25	1.72	0.77	
Diogenidae	<i>Loxopagurus loxochelis</i>	0.02	0.01	0.21	<0.01	
Paguridae	<i>Pagurus exilis</i>	0.04	0.03	0.43	0.03	
Albuneidae	<i>Blepharidopa doelloi</i>	0.13	0.21	1.07	0.36	
Braquiuran crabs		3.46	13.34	23.01	386.73	
Unidentified braquiuran		1.41	2.70	11.83	48.54	
Majidae	<i>Eurypodius latreillei</i>	0.06	0.02	0.21	0.02	
	<i>Leurocyclus tuberculosus</i>	0.30	1.30	1.93	3.10	
	<i>Libinia spinosa</i>	0.21	2.04	1.29	2.90	
	<i>Libidoclaea granaria</i>	0.08	1.16	0.86	1.07	
	<i>Pelia rotunda</i>	0.02	<0.01	0.21	<0.01	
	<i>Leucippa pentagona</i>	0.02	<0.01	0.21	<0.01	
Atelecyclidae	<i>Peltarion spinosulum</i>	0.26	1.50	2.15	3.76	
Portunidae	<i>Ovalipes trimaculatus</i>	0.75	4.45	4.08	21.24	
Belliidae	<i>Corystoides abbreviatus</i>	0.13	0.06	1.29	0.25	
Grapsidae	<i>Cyrtograpsus affinis</i>	0.02	<0.01	0.21	<0.01	
Pinnotheridae	<i>Pinnixa patagoniensis</i>	0.02	<0.01	0.21	<0.01	
	<i>Pinnixa brevipollex</i>	0.15	0.10	1.50	0.37	
	<i>Dissodactylus crinitichelis</i>	0.02	<0.01	0.21	<0.01	
<b>MYSIDACEA</b>		0.17	0.01	0.43	0.08	<0.01
<b>AMPHIPODA</b>		56.71	3.74	36.34	2196.84	29.20
Unidentified amphipods		29.74	2.07	25.60	814.14	
Ampeliscidae		26.94	1.66	11.18	319.94	
Hyalidae		0.02	<0.01	0.21	<0.01	
<b>CUMACEA</b>		12.16	0.81	4.10	53.01	0.70
Unidentified cumaceans		0.34	0.02	1.07	0.40	
Bodotriidae		11.75	0.79	3.01	37.75	
Diastylidae		0.06	<0.01	0.43	0.03	
<b>ISOPODA</b>		0.70	0.15	4.95	4.22	0.06
Unidentified isopods		0.08	<0.01	0.86	0.08	
Serolidae		0.26	0.03	2.15	0.63	
Unidentified <i>Serolis</i>	<i>Serolis polaris</i>	0.27	0.10	1.50	0.58	
	<i>Serolis marplatensis</i>	0.04	<0.01	0.21	<0.01	
Idoteidae		0.04	<0.01	0.21	<0.01	

Continued

Table 1. Continued

Prey		%N	%M	%FO	IRI	%IRI
<b>CEPHALOCHORDATA</b>						
Branchiostomidae	<i>Branchiostoma platae</i>	3.16	0.32	14.20	49.50	0.66
<b>POLYCHAETA</b>						
Unidentified polychaetes		3.38	0.94	14.41	62.16	1.02
Nephtyidae		0.23	0.40	0.86	0.54	
Onuphidae		0.15	0.01	1.50	0.25	
<b>PORIFERA</b>						
Unidentified sponges		0.02	0.31	0.21	0.07	<0.01
<b>MOLLUSCA</b>						
		0.15	1.30	1.50	2.16	0.03
<b>BIVALVIA</b>						
Unidentified bivalves		0.02	<0.01	0.21	<0.01	
<b>CEPHALOPODA</b>						
Unidentified cephalopods		0.04	0.92	0.43	0.41	
Loliginidae	<i>Loligo sanpaulensis</i>	0.06	0.36	0.64	0.27	
<b>GASTEROPODA</b>						
Unidentified gasteropods		0.02	<0.01	0.21	<0.01	

one misidacean, one lancelet and one sponge. *Rioraja agassizi* fed mainly on crustaceans (decapods, amphipods and cumaceans) and teleosts (Table 1). The most important prey by number was amphipods. The second major prey in terms of number was shrimps of the species *Artemesia longinaris*. The third major prey in number was cumaceans of the family Bodotriidae. Teleosts were the most important prey in terms of weight, with *Raneya brasiliensis* being the principal prey species. *Artemesia longinaris* was the second prey species by weight. In terms of percentage frequency of occurrence, shrimps were the most important prey, followed by teleosts and amphipods. Lancelets and polychaetes were also important preys by frequency of occurrence. Chondrichthyans, misidaceans, isopods and molluscs were less important components of the diet.

Relationships between number of prey consumed with maturity stage, TL, season and region were found (Table 2). The consumption of all prey categories was independent of sex. The consumption of shrimps, brachyuran crabs and teleosts increased with increasing TL of *R. agassizi* (Figures 3 & 4). On the contrary, the consumption of amphipods decreased with increasing TL of *R. agassizi* (Figure 3). Juveniles preyed on isopods and cumaceans more heavily than adults (Figure 5). Crustaceans (i.e. shrimps, brachyuran crabs, amphipods, isopods and cumaceans) were more consumed in the northern region than in the southern region (Figures 3 & 5). The number of teleosts consumed was higher in the cold season than in the warm season (Figure 4). On the other hand, the consumption of lancelets was higher in the warm season than in the cold season: lancelets were also

consumed more often in the south than in the north (Figure 6). Polychaetes had no significant relationship with any of the independent variables evaluated. The hypothesis of consumption of both isopods and cumaceans has a low  $w$ , so we computed model averaging for these models. The averaged coefficients of isopods were 1.030 (standard error = 0.577) for juveniles and -0.740 (standard error = 0.662) for the south region, with a combined  $w$  of 0.75. For cumaceans, the averaged coefficients were 2.771 (standard error = 6.832) for juveniles and -3.621 (standard error = 6.887) with a combined  $w$  of 0.71.

Minimum and median CL of shrimps increased significantly with the TL of skates (5% quantile regression slope = 0.017,  $t = 2.238$ ,  $P = 0.027$ ; 50% quantile regression slope = 0.021,  $t = 2.398$ ,  $P = 0.018$ ) (Figure 7). The maximum CW of brachyuran crabs consumed increased significantly with the TL of skates (95% quantile regression slope = 0.158,  $t = 0.061$ ,  $P = 0.013$ ) (Figure 7). As TL of skates increased, both median and maximum TL of teleosts increased significantly (50% quantile regression slope = 0.674,  $t = 5.251$ ,  $P = <0.01$ ; 95% quantile regression slope = 0.805,  $t = 5.134$ ,  $P = <0.01$ ) (Figure 7).

## DISCUSSION

The feeding habits of *R. agassizi* are demersal-benthic: it feeds mainly on amphipods, decapods (shrimps and brachyuran crabs) and teleosts, followed by isopods, cumaceans, lancelets and polychaetes. *Rioraja agassizi* showed changes in the diet

Table 2. Best models explaining the consumption of prey category in number of *Rioraja agassizi*. The intercept and coefficient for the variables are given. TL, total length (mm); AIC, Akaike information criterion;  $w$ , Akaike's weights; standard errors in parentheses.

Prey categories	Intercept	Coefficients	AIC	$w$
Shrimps	-1.286 (0.463)	-1.481 (0.207) south + 0.004 (0.001) TL	1354	0.94
Brachyuran crabs	-2.596 (0.562)	-1.169 (0.257) south + 0.004 (0.001) TL	684.5	0.94
Amphipods	8.050 (0.897)	-1.400 (0.391) south - 0.013 (0.002) TL	1775.4	0.99
Isopods	-3.378 (0.504)	-1.605 (0.676) south + 1.513 (0.563) juvenile	215.4	0.37
Lancelets	-1.966 (0.277)	1.866 (0.365) south - 3.232 (0.731) cold	521.7	0.99
Cumaceans	-3.171 (0.445)	-7.883 (0.755) south + 6.846 (0.558) juvenile	288.7	0.26
Teleosts	-4.776 (0.482)	0.471 (0.146) cold + 0.007 (0.001) TL	799.2	0.96

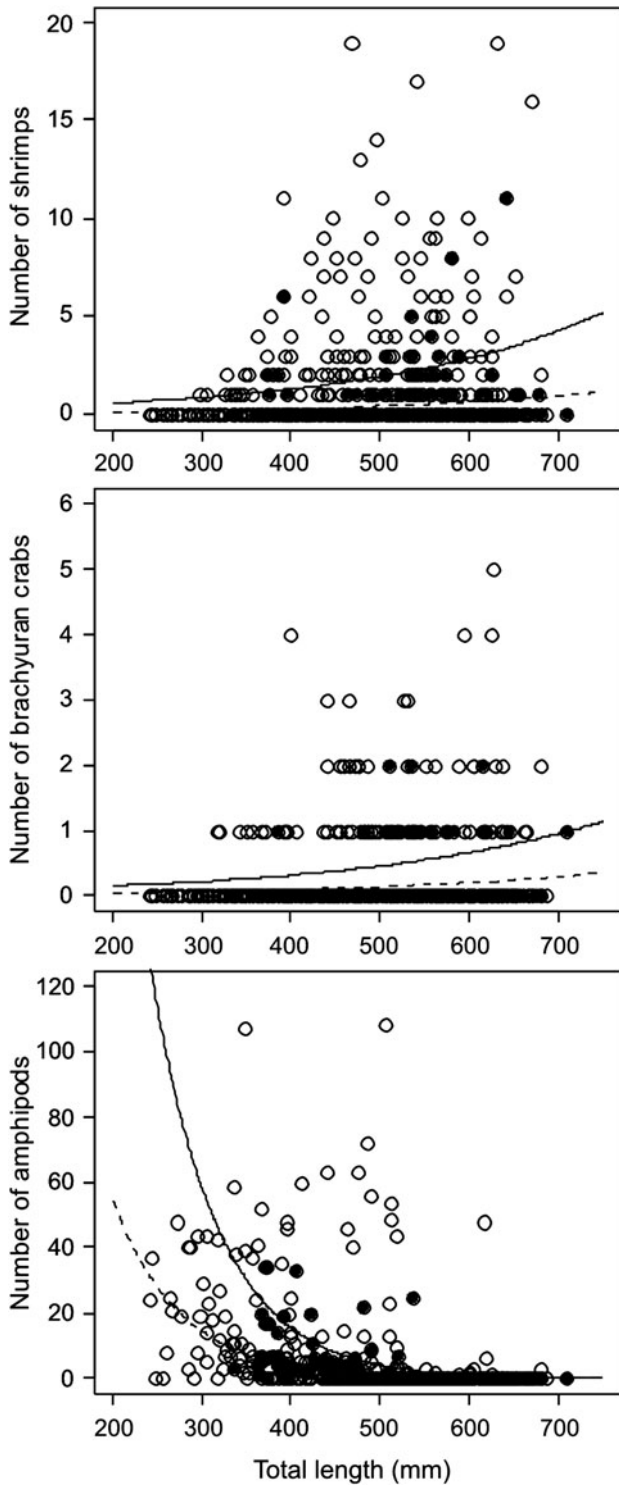


Fig. 3. Changes in consumption of different preys, with body size and region of *Rioraja agassizi* estimated by generalized linear models for number of shrimps, brachyuran crabs and amphipods. The models had a log link and a negative binomial error distribution. North: solid lines and open circles; south: dashed lines and solid circles.

composition with body size and it also changes its diet with season and region.

Loez & Schang (1982) described the diet of *R. agassizi* from off Mar del Plata (38°S), with samples taken in the warm season (February and March) and observed that the most

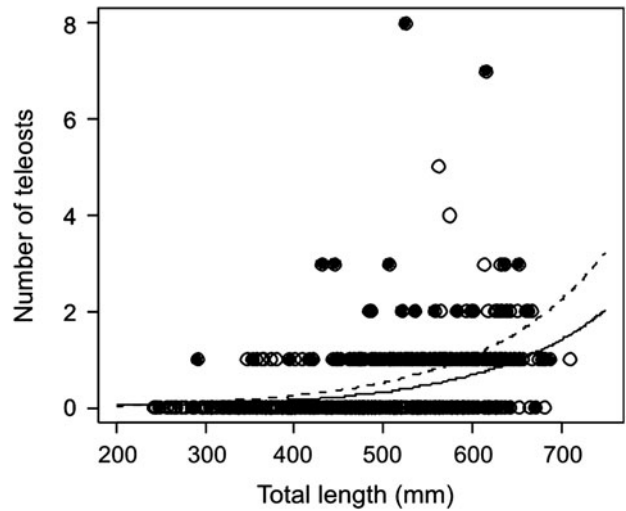


Fig. 4. Changes in consumption of teleosts (in number) with body size and season of *Rioraja agassizi* estimated by generalized linear models. The models had a log link and a negative binomial error distribution. Warm: solid lines and open circles; cold: dashed lines and solid circles.

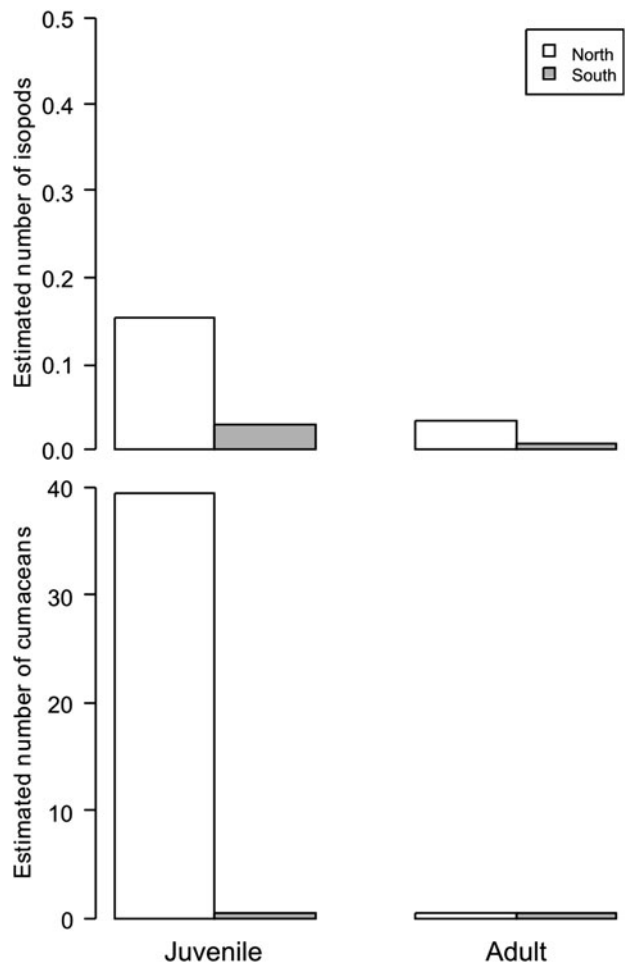


Fig. 5. Changes in consumption of different preys, with maturity stage and region of *Rioraja agassizi* estimated by generalized linear models for number of isopods and cumaceans. The models had a log link and a negative binomial error distribution.

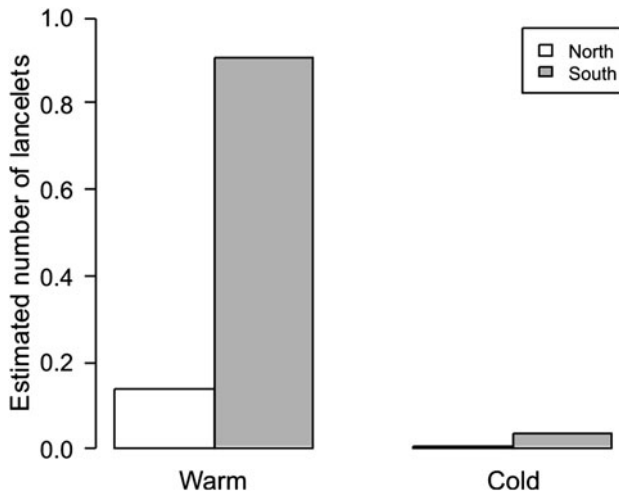


Fig. 6. Changes in consumption of lancelets (in number) with season and region of *Rioraja agassizi* estimated by generalized linear models. The models had a log link and a negative binomial error distribution.

important prey were crustaceans, like shrimps, amphipods and brachyuran crabs, whereas polychaetes and teleosts were less important. It contrasts with our results, where amphipods, decapods and teleosts are equally important. The most important prey species by Loez & Schang (1982) was the shrimp *Pleoticus muelleri*, whereas it was the shrimp *Artemesia longinaris* in the present study. This difference in the most important prey species may be due to differences in sampling areas: Loez & Schang (1982) reflected the diet of the more localized subpopulation of skates, since they took their samples in a very restricted area and the samples of this study covered a much larger area.

In coastal Brazilian waters some studies were conducted on the diet composition of *R. agassizi* (Soares *et al.*, 1992, 1999; Muto *et al.*, 2001). In Ubatuba Bay (24°S), shrimps were the main prey, followed by teleosts and polychaetes, while amphipods were less important (Soares *et al.*, 1992; Muto *et al.*, 2001). Soares *et al.* (1999) found that the diet of *R. agassizi* in Ubatuba Bay consisted of shrimps and brachyuran crabs, while polychaetes and teleosts were less important. These patterns found in Brazilian waters contrast in part with our results because the main preys in the overall diet off Uruguay and north Argentina are amphipods and teleosts.

An important pattern to note is the consumption of lancelets by *R. agassizi* because there are no records of the consumption of lancelets by other skate species. Lancelets are consumed off Uruguay and northern Argentina by other chondrichthyan species, like the shortnose guitarfish, *Zapteryx brevirostris* (Barbini, 2006) and the apron ray, *Discopyge tschudii* (García, 1984). Lancelets live buried or semi-buried in the substratum (Lambert, 2005), like polychaetes (Rouse & Pleijel, 2001). The consumption of these preys suggests that *R. agassizi* digs into the bottom in search of preys.

Individuals of small body size and juveniles of *R. agassizi* feed on small crustaceans, like amphipods, isopods and cumaceans. As body size increases *R. agassizi* consumes larger and faster preys, such as shrimps, brachyuran crabs and teleosts. A similar pattern was found for *R. agassizi* from off Mar del Plata, Argentina (Loez & Schang, 1982) and from Ubatuba Bay, Brazil (Muto *et al.*, 2001). Ontogenetic shifts are a

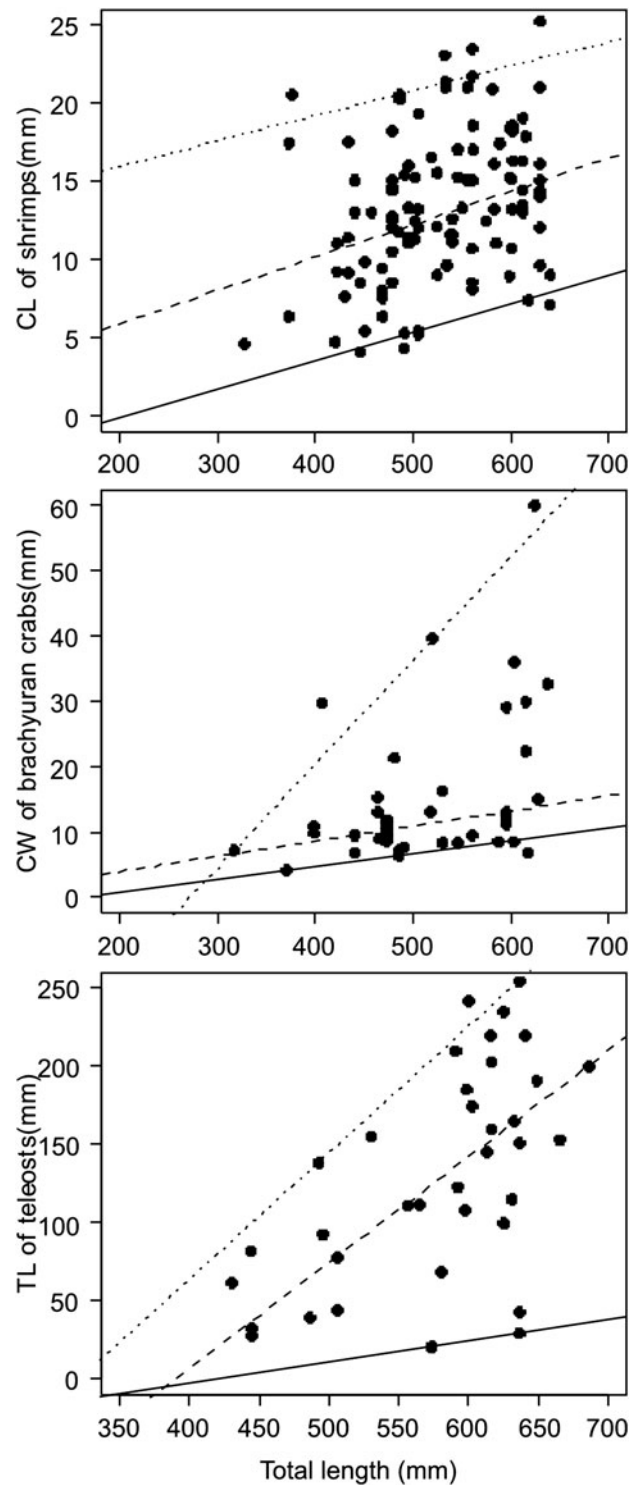


Fig. 7. Quantile regressions of cephalothorax length (CL) of shrimps, carapace width (CW) of brachyuran crabs, total length (TL) of teleost fish and total length of *Rioraja agassizi*. The dotted, dashed and solid lines are 5%, 50% and 95% quantile regressions, respectively.

pattern widely observed in skates (Lucifora *et al.*, 2000; Morato *et al.*, 2003; Orlov, 2003; Robinson *et al.*, 2007; Belleggia *et al.*, 2008; Ruocco *et al.*, 2009) and these results are more a function of body size (e.g. mouth size and swimming speed) rather than of other life-history traits (Farias *et al.*, 2006; Treloar *et al.*, 2007).

The diet composition of *R. agassizi* showed regional and seasonal variation. The regional pattern is characterized by a higher consumption of crustaceans (i.e. shrimps, crabs, amphipods, isopods and cumaceans) in the northern region than in the southern region. This regional difference may be explained by environmental differences between regions. The structure, dynamic, richness and abundance of the benthic community of the northern region may be different than that of the southern region, possibly caused by distinct physical variables (D. Giberto, personal communication). In the north area, the Río de la Plata estuary, bottom type, salinity and the presence of a turbidity front are considered the main variables structuring the benthic communities of this area (Giberto *et al.*, 2004). On the other hand, the south area is characterized by vertical homogeneity due to tidal forcing and a salinity coastal front that is maintained by the bathymetry and the mean shelf circulation (Acha *et al.*, 2004).

Species composition of benthic and demersal coastal communities is variable, since the distribution and abundance of many species of the marine fauna changes seasonally (Jaureguizar *et al.*, 2006). Seasonal changes in the diet of *R. agassizi* are due to a higher consumption of teleosts in the cold season and an increase in the consumption of lancelets in the warm season. The seasonal variability of the abundance of teleosts (i.e. *Raneya brasiliensis*, *Dules auriga* and *Etropus longimanus*) and lancelets consumed by *R. agassizi* in the area is unknown and needs further studies. However, this pattern may be probably attributed to fluctuations in the abundance and distribution of the preys (Muto *et al.*, 2001; Rinewalt *et al.*, 2007). Seasonal variations in diet have been reported for other skates in the region (e.g. *Psammobatis extenta*, Braccini & Perez, 2005; *P. bergi*, San Martín *et al.*, 2007). In Ubatuba Bay, *R. agassizi* also exhibits seasonal variations in the diet composition associated to a peak in the abundance of its main prey (Muto *et al.*, 2001). These patterns indicate that *R. agassizi* is a plastic and versatile predator, adapting its feeding habits in response to regional and seasonal changes.

The size of the consumed prey increases with the size of *R. agassizi*. As *R. agassizi* increases its body size, the size of the shrimps, brachyuran crabs and teleosts increases too, but the skate do not abandon the consumption of small brachyuran crabs and teleosts. Differences in prey availability may explain the different patterns found in these preys. The shrimps *A. longinarius* and *P. muelleri* are abundant preys in this region (Giberto *et al.*, 2004), then large *R. agassizi* may be more selective, consuming only larger shrimps. On the other hand, the lower availability of crabs and teleosts together with a higher vulnerability of these small preys (i.e. higher probability of capture; Scharf *et al.*, 2000; Lucifora *et al.*, 2006), may explain the continuous inclusion of small crabs and teleosts in stomach contents of large *R. agassizi*. A similar pattern was present in other elasmobranchs, mainly piscivorous sharks (Scharf *et al.*, 2000; Lucifora *et al.*, 2006, 2009a; Baremore *et al.*, 2010) and not in another skate, *Zearaja chilensis*. The size of preys consumed by the latter species increased with increasing predator size and small preys are not consumed by large skates (Lucifora *et al.*, 2000; Koen Alonso *et al.*, 2001).

The diet of *R. agassizi* was composed mainly of prey with benthic affinities, such as teleosts (e.g. *Etropus longimanus*), brachyuran crabs (e.g. *Ovalipes trimaculatus*, *Leurocyclus tuberculatus* and *Libinia spinosa*) and small invertebrates

(e.g. amphipods, cumaceans, isopods and polychaetes) and also demersal-benthic prey, including shrimps (e.g. *Artemesia longinarius* and *Pleoticus muelleri*) and teleosts (e.g. *Raneya brasiliensis* and *Dules auriga*). Thereby, *R. agassizi* have a strong predatory interaction with the benthic community. Coastal areas from Uruguay and north Argentina are exposed to a high intensity of bottom trawling (Cousseau & Perrotta, 2000; Brazeiro *et al.*, 2003). This fishing gear alters the physical structure of the habitat, affecting the benthic ecology of the bottom (Kaiser, 1998; Watling & Norse, 1998), generating potential indirect effects on the fish community (Brazeiro *et al.*, 2003), and altering the abundance and availability of preys for *R. agassizi*.

## ACKNOWLEDGEMENTS

We are grateful to the Instituto Nacional de Investigación y Desarrollo Pesquero (INIDEP) for specimens collected during various research cruises. We also thank M. Scelzo and R. Elías (Universidad Nacional de Mar del Plata) for their help in identifying crabs and polychaetes, respectively, and 2 anonymous referees for helpful comments that greatly improved the paper. S.A. Barbini was supported by a scholarship from CIC.

## REFERENCES

- Acha E.A., Mianzan H.W., Guerrero R.A., Favero M. and Bava J. (2004) Marine fronts at the continental shelves of austral South America. Physical and ecological processes. *Journal of Marine Systems* 44, 83–105.
- Anderson D.R., Burnham K.P. and Thompson W.L. (2000) Null hypothesis testing: problems, prevalence, and an alternative. *Journal of Wildlife Management* 64, 912–923.
- Barbini S.A. (2006) *Hábitos alimentarios y selectividad de hábitat de la guitarra chica, Zapteryx brevirostris (Chondrichthyes, Rhinobatidae) en el ecosistema costero bonaerense y uruguayo*. MSc thesis. Universidad Nacional de Mar del Plata, Mar del Plata, Argentina.
- Baremore I.E., Murie D.J. and Carlson J.K. (2010) Seasonal and size-related differences in diet of the Atlantic angel shark *Squatina dumeril* in the northeastern Gulf of Mexico. *Aquatic Biology* 8, 125–136.
- Belleggia M., Mabrugaña E., Figueroa D.E., Scenna L.B., Barbini S.A. and Diaz de Astarloa J.M. (2008) Food habits of the broad nose skate, *Bathyraja brachyurops* (Chondrichthyes, Rajidae), in the south-west Atlantic. *Scientia Marina* 72, 701–710.
- Braccini J.M. and Perez J.E. (2005) Feeding habits of the sand skate *Psammobatis extenta* (Garman, 1913): sources of variation in dietary composition. *Marine and Freshwater Research* 56, 395–403.
- Braccini J.M. (2008) Feeding ecology of two high-order predators from south-eastern Australia: the coastal broadnose and the deepwater sharpnose sevengill sharks. *Marine Ecology Progress Series* 371, 273–284.
- Brazeiro A., Acha E.M., Mianzan H.W., Gómez M. and Fernández V. (2003) *Aquatic priority areas for the conservation and management of the ecological integrity of the Río de la Plata and its maritime front*. Montevideo and Buenos Aires: FrePlata, Proyecto PNUD-GEF RLA/99/631.
- Colonello J.H., García M.L. and Lasta C.A. (2007) Reproductive biology of *Rioraja agassizi* from the coastal southwestern Atlantic ecosystem



- between northern Uruguay (34°S) and northern Argentina (42°S). *Environmental Biology of Fishes* 80, 277–284.
- Cortés E.** (1997) A critical review of methods of studying fish feeding based on analysis of stomach contents: application to elasmobranch fishes. *Canadian Journal of Fisheries and Aquatic Sciences* 54, 726–738.
- Cousseau M.B. and Perrotta R.G.** (2000) *Peces marinos de Argentina. Biología, distribución, pesca*. Mar del Plata: Instituto Nacional de Investigación y Desarrollo Pesquero.
- Crawley M.J.** (2005) *Statistics: an introduction using R*. Chichester: John Wiley & Sons.
- Estalles M., Perez Comesaña J.E., Tamini L.L. and Chiaramonte G.E.** (2008) Reproductive biology of the skate, *Rioraja agassizi* (Müller and Henle, 1841), off Puerto Quequén, Argentina. *Journal of Applied Ichthyology* 25, 60–65.
- Farias I., Figueiredo I., Moura T., Serrano Gordo L., Neves A. and Serra-Pereira B.** (2006) Diet comparison of four ray species (*Raja clavata*, *Raja brachyura*, *Raja montagui* and *Leucoraja naevus*) caught along the Portuguese continental shelf. *Aquatic Living Resources* 19, 105–114.
- Franklin A.B., Shenk T.M., Anderson D.R. and Burnham K.P.** (2001) Statistical model selection: an alternative to null hypothesis testing. In Shenk T.M. and Franklin A.B. (eds) *Modeling in natural resource management: development, interpretation, and application*. Washington: Island Press, pp. 75–90.
- García M.L.** (1984) Sobre la biología de *Discopyge tshudii* (Chondrichthyes, Narcinidae). *Physis A* 42, 101–112.
- Giberto D.A., Bremec C.S., Acha E.M. and Mianzan H.** (2004) Large-scale spatial patterns of benthic assemblages in the SW Atlantic: the Río de la Plata estuary and adjacent shelf waters. *Estuarine, Coastal and Shelf Science* 61, 1–13.
- Guerrero R.A. and Piola R.A.** (1997) Masas de agua de la plataforma continental. In Boschi E.E. (ed.) *El Mar Argentino y sus recursos pesqueros*. Volume 1. Mar del Plata: Instituto Nacional de Investigación y Desarrollo Pesquero, pp. 107–119.
- Jaureguizar A.J., Menni R., Lasta C. and Guerrero R.** (2006) Fish assemblages of the northern Argentine coastal system: spatial patterns and their temporal variations. *Fisheries Oceanography* 14, 326–344.
- Jonhson J.B. and Omland K.S.** (2004) Model selection in ecology and evolution. *Trends in Ecology and Evolution* 19, 101–108.
- Kaiser M.J.** (1998) Significance of bottom-fishing disturbance. *Conservation Biology* 12, 1230–1235.
- Koen Alonso M., Crespo E.A., Gracia N.A., Pedraza S.N., Mariotti P.A., Berón Vega B. and Mora N.J.** (2001) Food habits of *Dipturus chilensis* (Pisces: Rajidae) off Patagonia, Argentina. *ICES Journal of Marine Science* 58, 288–297.
- Kyne P.M., San Martín J. and Stehmann M.F.W.** (2007) *Rioraja agassizi*. In *IUCN Red List of Threatened Species*. Version 2010.2. www.iucnredlist.org.
- Lambert G.** (2005) Ecology and natural history of the protochordates. *Canadian Journal of Zoology* 83, 34–50.
- Loez C. and Schang M.M.** (1982) *Régimen alimentario de la raya Raja agassizi (Müller y Henle, 1841) del litoral bonaerense, Argentina*. BSc thesis. Universidad de Buenos Aires, Buenos Aires, Argentina.
- Lucas A.J., Guerreo R.A., Mianzan H.W., Acha E.M. and Lasta C.A.** (2005) Coastal oceanographic regimes of the Northern Argentine Continental Shelf (34°–43° S). *Estuarine, Coastal and Shelf Science* 65, 405–420.
- Lucifora L.O., Valero J.L., Bremec C.S. and Lasta M.L.** (2000) Feeding habits and prey selection by the skate *Dipturus chilensis* (Elasmobranchii: Rajidae) from the south-western Atlantic. *Journal of the Marine Biological Association of the United Kingdom* 80, 953–954.
- Lucifora L.O., García V.B., Menni R.C. and Escalante A.H.** (2006) Food habits, selectivity, and foraging modes of the school shark, *Galeorhinus galeus*. *Marine Ecology Progress Series* 315, 259–270.
- Lucifora L.O., García V.B., Menni R.C., Escalante A.H. and Hozbor N.M.** (2009a) Effects of body size, age and maturity stage on diet in a large shark: ecological and applied implications. *Ecological Research* 24, 109–118.
- Lucifora L.O., García V.B. and Escalante A.H.** (2009b) How can the feeding habits of the sand tiger shark influence the success of conservation programs? *Animal Conservation* 12, 291–301.
- Magurran A.E.** (2004) *Measuring biological diversity*. Malden: Blackwell.
- Massa A.M., Lucifora L.O. and Hozbor N.M.** (2004) Condictios de la regiones costeras bonaerense y uruguayana. In Boschi E.E. (ed.) *El Mar Argentino y sus recursos pesqueros*. Volume 4. Mar del Plata: Instituto Nacional de Investigación y Desarrollo Pesquero, pp. 85–99.
- Menni R.C. and Stehmann M.F.W.** (2000) Distribution, environment and biology of batoid fishes off Argentina, Uruguay and Brazil. A review. *Revista del Museo Argentino de Ciencias Naturales* 2, 69–109.
- Morato T., Solá E., Grós M.P. and Menezes G.** (2003) Diets of thornback ray (*Raja clavata*) and tope shark (*Galeorhinus galeus*) in the bottom longline fishery of the Azores, northeastern Atlantic. *Fishery Bulletin* 101, 590–602.
- Muto E.Y., Soares L.S.H. and Goiten R.** (2001) Food resource utilization of the skates *Rioraja agassizi* and *Psammobatis extenta* on the continental shelf off Ubatuba, south-eastern Brasil. *Revista Brasileira de Biologia* 61, 217–238.
- Orlov A.M.** (2003) Diets, feeding habits, and trophic relations of six deep-benthic skates (Rajidae) in the western Bering Sea. *Journal of Ichthyology and Aquatic Biology* 7, 45–60.
- Pinkas L.M., Oliphant S. and Iverson I.L.K.** (1971) Food habits of albacore, bluefin tuna and bonito in Californian waters. *California Fish and Game* 152, 1–105.
- Rinewalt C.S., Ebert D.A. and Cailliet G.M.** (2007) Food habits of the sandpaper skate, *Bathyraja kincaidii* (Garman, 1908) off central California: seasonal variation in diet linked to oceanographic conditions. *Environmental Biology of Fishes* 80, 147–163.
- Robinson H.J., Cailliet G.M. and Ebert D.A.** (2007) Food habits of the longnose skate, *Raja rhina* (Jordan and Gilbert, 1880), in central California waters. *Environmental Biology of Fishes* 80, 165–179.
- Rouse G.W. and Pleijel F.** (2001) *Polychaetes*. London: Oxford University Press.
- Ruocco N.L., Lucifora L.O., Díaz de Astarloa J.M. and Bremec C.** (2009) Diet of the white-dotted skate, *Bathyraja albomaculata*, in waters of Argentina. *Journal of Applied Ichthyology* 25, 94–97.
- San Martín M.J., Braccini J.M., Tamini L.L., Chiaramonte G.E. and Perez J.E.** (2007) Temporal and sexual effects in the feeding ecology of the marbled sand skate *Psammobatis bergi* Marini, 1932. *Marine Biology* 151, 505–513.
- Scharf F.S., Juanes F. and Sutherland M.** (1998) Inferring ecological relationships from the edges of scatter diagrams: comparison of regression techniques. *Ecology* 79, 448–460.
- Scharf F.S., Juanes F. and Rountree R.A.** (2000) Predator size–prey size relationships of marine fish predators: interspecific variation and effects of ontogeny and body size trophic-niche breadth. *Marine Ecology Progress Series* 208, 229–248.
- Soares L.S.H., Rossi-Wongtschowski C.L.D.B., Alvares L.M.C., Muto E.Y. and Gasalla M.A.** (1992) Grupos tróficos de peixes demersais

da plataforma continental interna de Ubatuba, Brasil. I. Condriichthyes. *Boletim do Instituto Oceanográfico, São Paulo* 40, 79–85.

**Soares L.S.H., Moraes Vazzoler A.E.A. and Correa A.R.** (1999) Diel feeding chronology of the skate *Raja agassizi* (Müller and Henle) (Pisces, Elasmobranchii) on the continental shelf off Ubatuba, Southeastern Brazil. *Revista Brasileira de Zoologia* 16, 201–212.

**Stehmann M.F.W.** (2002) Proposal of a maturity stages scale for oviparous and viviparous cartilaginous fishes (Pisces, Chondrichthyes). *Archive of Fishery and Marine Research* 50, 23–48.

**Tamini L.L., Chiamonte G.E., Perez J.E. and Cappozzo H.L.** (2006) Batoids in a coastal fishery of Argentina. *Fishery Research* 77, 326–332.

**Treloar M.A., Laurenson L.J.B. and Stevens J.D.** (2007) Dietary comparisons of six skate species (Rajidae) in south-eastern Australian waters. *Environmental Biology of Fishes* 80, 181–196.

**Venables W.N. and Ripley B.D.** (2002) *Modern applied statistics with S-Plus*. 4th edition. New York: Springer.

and

**Watling L. and Norse E.A.** (1998) Disturbance of the seabed by mobile fishing gear: a comparison to forest clearcutting. *Conservation Biology* 12, 1180–1197.

**Correspondence should be addressed to:**

S.A. Barbini  
Laboratorio de Ictiología, Departamento de Ciencias Marinas  
Universidad Nacional de Mar del Plata  
Funes 3350, Mar del Plata, B7602AYL, Argentina  
email: sbarbini@mdp.edu.ar