

The very massive X-ray bright binary system Wack 2134 (= WR 21a)*

V. S. Niemela[†], R. C. Gamen^{1‡}, R. H. Barbá^{1,2§}, E. Fernández Lajús^{3¶},
P. Benaglia^{3,4||}, G. R. Solivella^{3**}, P. Reig^{5,6}, and M. J. Coe⁷

¹ Complejo Astronómico El Leoncito, Avda. España 1412 Sur, San Juan, Argentina

² Departamento de Física, Universidad de La Serena, Benavente 980, La Serena, Chile

³ Facultad de Cs. Astronómicas y Geofísicas, Universidad Nacional de La Plata, Paseo del Bosque s/n, 1900 La Plata, Argentina

⁴ Instituto Argentino de Radioastronomía, C.C.5, 1894, Villa Elisa, Argentina

⁵ IESL, Foundation for Research and Technology, 711 10 Heraklion, Crete, Greece

⁶ University of Crete, Physics Department, PO Box 2208, 710 03 Heraklion, Crete, Greece

⁷ School of Physics and Astronomy, Southampton University, SO17 1BJ, UK

Accepted XX. Received XX; in original form 2007 May 31

ABSTRACT

From the radial velocities of the N IV $\lambda 4058$ and He II $\lambda 4686$ emission lines, and the N V $\lambda 4604$ –20 absorption lines, determined in digital spectra, we report the discovery that the X-ray bright emission line star Wack 2134 (= WR 21a) is a spectroscopic binary system with an orbital period of 31.673 ± 0.002 days. With this period, the N IV and He II emission and N V absorption lines, which originate in the atmosphere of the primary component, define a rather eccentric binary orbit ($e = 0.64 \pm 0.03$). The radial velocity variations of the N V absorptions have a lower amplitude than those of the He II emission. Such a behaviour of the emission line radial velocities could be due to distortions produced by a superimposed absorption component from the companion. High resolution echelle spectra observed during the quadrature phases of the binary show H and He II absorptions of both components with a radial velocity difference of about 541 km s^{-1} . From this difference, we infer quite high values of the minimum masses, of about $87M_{\odot}$ and $53M_{\odot}$ for the primary and secondary components, respectively, if the radial velocity variations of the He II emission represent the true orbit of the primary. No He I absorption lines are observed in our spectra. Thus, the secondary component in the Wack 2134 binary system appears to be an early O type star. From the presence of H, He II and N V absorptions, and N IV and C IV emissions, in the spectrum of the primary component, it most clearly resembles those of Of/WNLha type stars.

Key words: stars: binaries, spectroscopic – stars: individual (Wack 2134, WR 21a) – stars: early-type

1 INTRODUCTION

The X-ray source 1E 1024.0-5732, detected with *EINSTEIN*, was identified by Caraveo et al. (1989) with the emission line star 2134 in the Wackerling (1970) catalogue, and suggested to be a binary system composed of an O star with a compact companion. Further X-ray data of this source obtained with *ROSAT* were analyzed by Mereghetti et al. (1994), who described the optical spectrum to be of Wolf-Rayet type, and proposed that the X-rays could arise in the colliding winds of a WN+OB binary system. Thus, the star was added to the Catalog of Galactic Wolf-Rayet stars (Van der Hucht 2001) as WR 21a. Recent interferometric radio

* Based partially on data collected at SAAO, CASLEO, LCO, CTIO, and La Silla (under programme ID 68.D-0073) Observatories

[†] In memoriam (1936-2006)

[‡] Member of Carrera del Investigador CONICET, Argentina. Visiting Astronomer, Las Campanas Observatory and Cerro Tololo Inter-American Observatory, Chile, and CASLEO, Argentina

[§] Member of Carrera del Investigador CONICET, Argentina. Visiting Astronomer, Las Campanas Observatory and Cerro Tololo Inter-American Observatory, Chile

[¶] Postdoctoral Fellow CONICET, Argentina

^{||} Member of Carrera del Investigador CONICET, Argentina.

^{**} Visiting Astronomer, CASLEO, Argentina

observations detected a weak non-thermal source at the position of Wack 2134, which was also interpreted as due to a colliding wind region in a WN+OB binary (Benaglia et al. 2005).

However, indications of orbital binary motion had not been found thus far. Here we present a radial velocity study of Wack 2134, showing it to be a binary system with an orbital period of 31.673 ± 0.002 days and a rather high eccentricity, $e = 0.64 \pm 0.03$.

2 OBSERVATIONS

We have obtained optical spectroscopy of Wack 2134 between 1994 and 2007 at various observatories. A description of the instrumental configuration of each observation is shown in the Table 1. Resolution was determined by measuring the FWHM of comparison-arc emission lines, and the velocity resolution was calculated at 4686 Å.

The spectra obtained at CASLEO, LCO, ESO, and CTIO were processed with IRAF² routines, and those obtained at SAAO with FIGARO supported by Starlink.

We have determined the radial velocities (RVs) of Wack 2134 by fitting Gaussian profiles to the observed lines using the IRAF routine NGAUSSFIT (in the STSDAS package). This routine provides an estimation of errors for each fitted parameter. For example, in the fitting of the He II 4686 Å emission lines, we obtained errors in line position of about 11 km s^{-1} and 6 km s^{-1} , for the CASLEO and echelle spectra, respectively.

The spectra were first normalized to the continuum and, to standardise the RV measurements in the broad lines, we used the position of the core of the line; this procedure has the advantage of being less dependent on the errors in the definition of the continuum.

We do not have any target in common among the different instruments, which could be used as a comparison star to investigate possible wavelength zero-point differences. The different spectral coverages prevented a suitable characterization of any such differences by means of interstellar lines. However, as will be shown in Section 4, we did not detect any significant shifts within our measurement errors.

3 THE SPECTRUM OF WACK 2134

Figure 1 shows a low-resolution optical spectrum of Wack 2134, obtained at SAAO. Note that C IV emission is present in the spectrum, as well as N IV and He II. N III is faint, and N V is observed in absorption. Faint absorption lines of H and He II are also present. The observed optical spectrum of Wack 2134 resembles that of HD 93162 (\equiv WR 25), a WN6ha type star and the second brightest X-ray source in the Carina Nebula (NGC 3372), which has also been recently unveiled as a massive binary system (Gamen et al. 2006). The spectrum of Wack 2134 presents intrinsic H and He II absorptions (see below), as well as the C IV and

N IV emissions with comparable intensities. An effort to classify this star has been made by Reig (1999). He found spectral evidence for a WN+Of classification, i.e. a very broad, high-intensity He II $\lambda 4686$ emission line but nitrogen (N V $\lambda 4604$ and $\lambda 4620$) and hydrogen absorption lines. However, the FWHM of the He II $\lambda 4686$ emission line is narrower than 30 Å and, in the following section, we demonstrate that the observed absorption lines move in phase with it, so they belong to the same star. Thus, we prefer to classify Wack 2134 as O3 f*/WN6ha, i.e. as a massive star in an intermediate evolutionary stage between an O-type and a Wolf-Rayet star similar to those found in the R136 cluster (at the center of the 30 Doradus nebula in the Large Magellanic Cloud), cf. Melnick (1985), Walborn & Blades (1997), Massey & Hunter (1998). Many strong interstellar features are observed in the spectrum, indicating that it is a heavily reddened star.

Spectral lines of the secondary component are observed in our high resolution echelle spectra obtained during both quadratures of the binary system (see below). These lines correspond to absorptions of H and He II. He I lines are not visible in our spectra. Therefore, the secondary component certainly is an early O-type star, probably as early as O4. The spectral type of the secondary may not be much earlier than this, since we observe single N V absorptions when H and He II appear clearly double. The radial velocity of the N V absorptions corresponds to the WN component (as is shown below).

4 THE RADIAL VELOCITY ORBIT

In all of our spectra we have determined radial velocities of the spectral features by fitting gaussians to the line profiles. Only the strongest emission line, He II $\lambda 4686$, could be measured in all spectrograms. Weaker features were also measured in those spectra with higher S/N. Of these, N V absorptions as well as N IV and C IV emissions show radial velocities which follow the orbital motion of He II $\lambda 4686$, and thus originate in the atmosphere of the primary WN component. The radial velocities of the absorption lines of H and He II show much scatter, and are separated into two components only in our high resolution echelle spectra. The radial-velocity measurements of He II $\lambda 4686$ emission, of the mean of N V $\lambda 4604$ -20 absorptions, and of the N IV $\lambda 4058$ emission are presented in Table 2.

We introduced the He II emission line radial velocities into a Lafler & Kinmann (1965) period search routine. The radial velocities from our spectra do not show large variations from one night to the next, but considerable variations are present between data obtained during different observing runs, thus suggesting a binary period longer than 10 days. The best period found was 31.67 days, with some aliases, i.e. 40.68, 45.64, 63.34 days. An inspection of the distribution of the radial velocities phased with each of those periods readily indicated that the most suitable is 31.67 days and that the orbit of Wack 2134 is very eccentric.

The period of 31.67 days was then introduced as an initial value into a routine for defining the orbital elements of the binary. To this end we used an improved version of the program originally written by Bertiau & Grobbon (1969). Taking into account the different instrumental configurations involved in our dataset but also the spectral S/N, we

² IRAF is distributed by the National Optical Astronomy Observatories, which are operated by the Association of Universities for Research in Astronomy, Inc., under cooperative agreement with the National Science Foundation.

Table 1. Details of the different observing runs.

Telescope	Observatory	Inst. conf.	Spectral range Å	Dispersion Å pix ⁻¹	Resolution Å	velocity resolution km s ⁻¹	S/N	n
1.9-m	SAAO	ITS+SITe CCD	4200–5000	0.5	1.5	96	16	6
1.9-m	SAAO	ITS	3800–7800	2.3	6.0	386	90	1
2.15-m	CASLEO	REOSC+Tek1024	3800–5500	1.6	4.2	269	80	24
2.5-m	LCO	Echelle+Tek5 ^a	3650–10150	0.1	0.14	8	40	8
4-m	CTIO	R-C+Loral3K	3650–6700	0.95	3.8	243	100	13
3.58-m	La Silla	EMMI	4150–7700	0.2	0.6	38	80	1 ^b

SAAO: South African Astronomical Observatory; CASLEO: Complejo Astronómico El Leoncito¹; LCO: Las Campanas Observatory, Chile; CTIO: Cerro Tololo Inter-American Observatory, Chile.

a: The CCD was binned 2×2 to increase the S/N.

b: Spectrum retrieved from the ESO database.

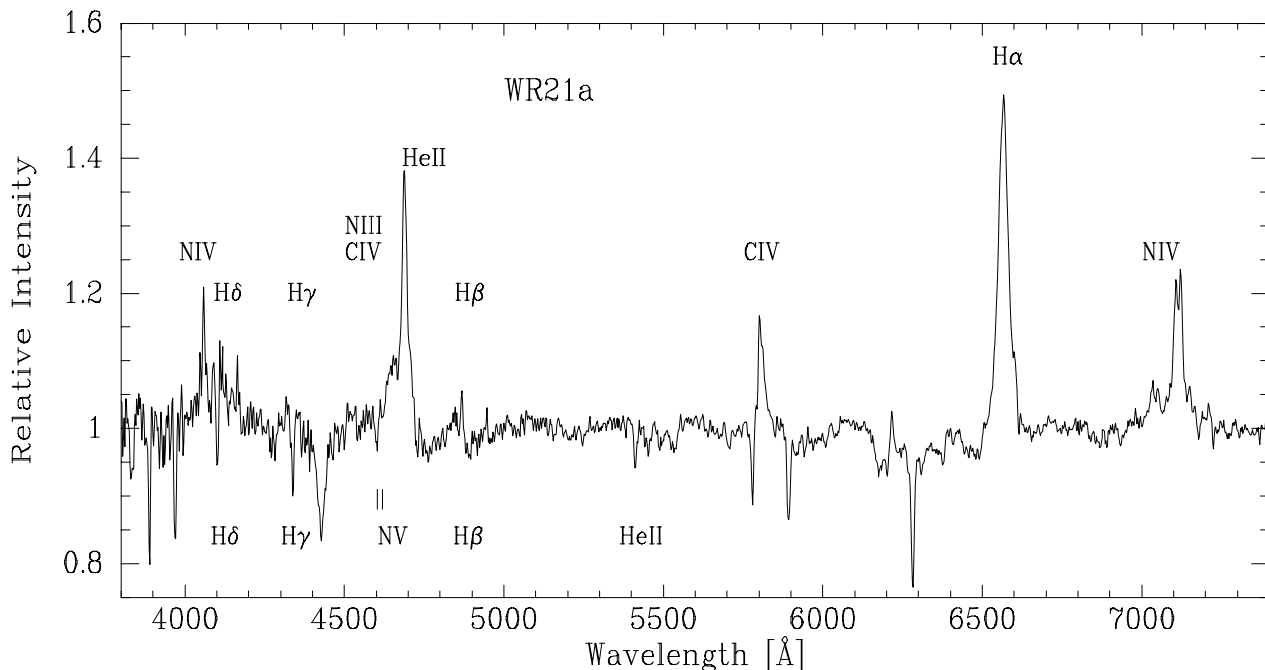


Figure 1. Continuum rectified spectrum of Wack 2134 obtained at SAAO in February 1998. Absorption and emission lines are identified below and above the spectrum, respectively. The stellar emission lines identified are the blend of He II with H α , H β , H γ , and N III+H δ ; N IV λ 4058, λ 7103-22; N III λ 4511-15, λ 4634, λ 4640-42; C IV λ 4658, λ 5801-12; He II λ 4686; and the absorptions are N V λ 4604, λ 4620; He II λ 5411; and H β , H γ , and H δ . Strong unidentified absorptions are mostly of interstellar origin.

decided to weight the spectra such that echelle data were assigned a value of 1 and the lowest resolution spectrum 0.1. Thus, SAAO data were weighted with 0.1, CASLEO with 0.4, and CTIO with 0.8. We inspected the individual $O - C$ values derived by the program looking for systematic RV shifts, but in all cases the mean of the $O - C$ (of each dataset) remained below 30 km s^{-1} , which we considered as a conservative internal error. Thus we did not apply any zero-point corrections to the data.

We calculated the orbital elements of Wack 2134 independently with the radial velocities of the He II and N IV emissions and the N V absorptions. We adopted the period determined with the most numerous set of radial velocities from the He II emission also for the orbit of the N V absorptions and N IV λ 4058 emission. We obtained eccentric orbital solutions, $e = 0.64 \pm 0.03$ for the three datasets. Similar times of periastron and of maximum radial velocity found

in each dataset indicate that these lines move together, thus belonging to the same component. A similar conclusion is reached for the C IV emission lines, confirming that C and N lines are formed in the same envelope. The orbital elements for the different datasets of radial velocities are listed in Table 3. Figure 2 illustrates the radial velocity orbits of Wack 2134 as defined by the He II λ 4686 and N IV λ 4058 emission lines, and the N V absorptions. In this Figure we labeled each instrumental-configuration dataset with a different symbol in order to show that there are not systematic shifts among their RVs.

We note that the radial velocity orbit defined by the He II emission has a higher amplitude when compared with the radial velocity orbit defined by the N V absorptions. The higher amplitude of the radial velocity variations of the He II emission in principle could arise from distortions of the emission line by a superimposed absorption moving in anti-

Table 3. Orbital solutions corresponding to the radial velocities of the He II $\lambda 4686$ emission line, the mean of the N V $\lambda 4604$ -20 absorption lines, the N IV $\lambda 4058$ emission line, and the C IV $\lambda 5801$ emission line in the spectrum of Wack 2134. Symbols have the canonical meanings. The last three correspond to, respectively, the mass function, a standard deviation of the fit (parameter defined by Bertiau & Grobбен 1969), and the number of data points involved.

	He II $\lambda 4686$ em	N V $\lambda 4604$ -20 abs	N IV $\lambda 4058$ em	C IV $\lambda 5801$ em
P [d]	31.673 ± 0.002	31.673 (fixed)	31.673 (fixed)	31.673 (fixed)
V_0 [km s^{-1}]	157 ± 3	-51 ± 7	-17 ± 9	20 ± 5
K [km s^{-1}]	172 ± 3	159 ± 6	163 ± 8	138 ± 4
e	0.64 ± 0.02	0.64 ± 0.03	0.64 ± 0.03	0.64 ± 0.02
ω [degrees]	276 ± 3	281 ± 6	287 ± 7	303 ± 4
$T_{\text{Periastr}} [\text{d}]^*$	190.68 ± 0.08	191.0 ± 0.2	191.1 ± 0.2	191.5 ± 0.1
$T_{\text{RVmax}} [\text{d}]^*$	192.39 ± 0.08	192.5 ± 0.2	192.4 ± 0.2	192.5 ± 0.1
$a \sin i$ [R_{\odot}]	82.2 ± 0.5	76 ± 5	78 ± 7	66.2 ± 3
$F(\mathcal{M}) [M_{\odot}]$	7.6 ± 0.1	6 ± 1	6.4 ± 2	4 ± 0.6
σ [km s^{-1}]	16.4	26.6	34	12.5
n	52	36	40	23

*: Heliocentric Julian Date 2,454,000+

phase, i.e. a He II absorption originating in the atmosphere of the secondary component. However, our spectra do not show any clear evidence for an absorption line originating in the secondary component. On the other hand, if the secondary component were of earlier spectral type, i.e. an O3 star which also shows N V absorptions in its spectrum, then blending of both components could explain the lower amplitude of the radial velocity variations of these absorption lines. Spectra of higher S/N and resolution are needed to verify these hypotheses.

Our high-resolution echelle spectra obtained during orbital phases close to the quadratures ($\phi \sim 0.93$ and 0.05) show double absorption lines of H and He II, most clearly seen in He II $\lambda 5411$, as illustrated in Figure 3. Measuring the component of the He II $\lambda 5411$ absorption line belonging to the assumed O companion in the echelle spectra taken during quadratures (four spectra obtained during maximum RV but only one presenting minimum RV), we obtained a difference in radial velocities of about 541 km s^{-1} between quadratures. When we did the same with the absorption lines from the WN component, we obtained a radial-velocity difference of about 352 km s^{-1} , which means an orbital semi-amplitude of 174 km s^{-1} , in good agreement with the N IV and He II emission lines. Assuming that the radial velocity orbit defined by the He II $\lambda 4686$ emission represents the orbital motion of the primary (WN) component, and the radial velocities of the He II $\lambda 5411$ absorption line (corrected by the difference between the systemic velocities of both components) show the secondary orbital motion, we performed a fit of the orbital solution. The new SB2 orbital solution implies very high minimum masses for the binary components, namely $87 \pm 6 M_{\odot}$ for the primary WN type component, and $53 \pm 4 M_{\odot}$ for the O4: type secondary component. This solution is depicted in Figure 4. If the radial velocity orbit of the N V absorptions represents the true orbital motion of the primary, then the minimum masses of the primary and secondary components would be $83 \pm 22 M_{\odot}$ and $47 \pm 14 M_{\odot}$, respectively. Similar values were obtained when we used both components of the He II $\lambda 5411$ absorption line as representing the orbital motion of each star in the system.

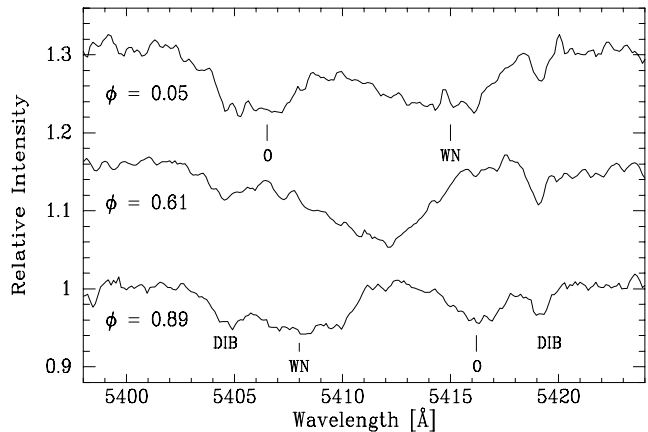


Figure 3. He II $\lambda 5411$ absorption lines of both primary (WN) and secondary (O) components in the Wack 2134 binary system observed in our high resolution echelle spectra during the quadrature phases of the orbital motion. We also show (in the middle) a spectrum taken at nearly conjunction when the lines from both components are blended. Note that the radial velocities are more extreme in the O-type star, thus indicating a lower mass. Diffuse interstellar bands (DIB), which are blended with the stellar lines in lower resolution spectra, are also indicated.

With the high minimum masses found from our radial velocity orbit, we would expect to observe eclipses. Wack 2134 has been monitored in V magnitude by the All Sky Automated Survey (ASAS) (cf. Pojmański 2001). We have examined the public ASAS data of this star. No obvious variations were found in the V magnitudes when we folded them at the spectroscopic binary period of 31.673 days. However, as Wack 2134 is near the faint magnitude limit of the ASAS survey, the V magnitudes show rather high noise. More accurate photometry is needed to rule out, or confirm, the eclipsing nature of this binary.

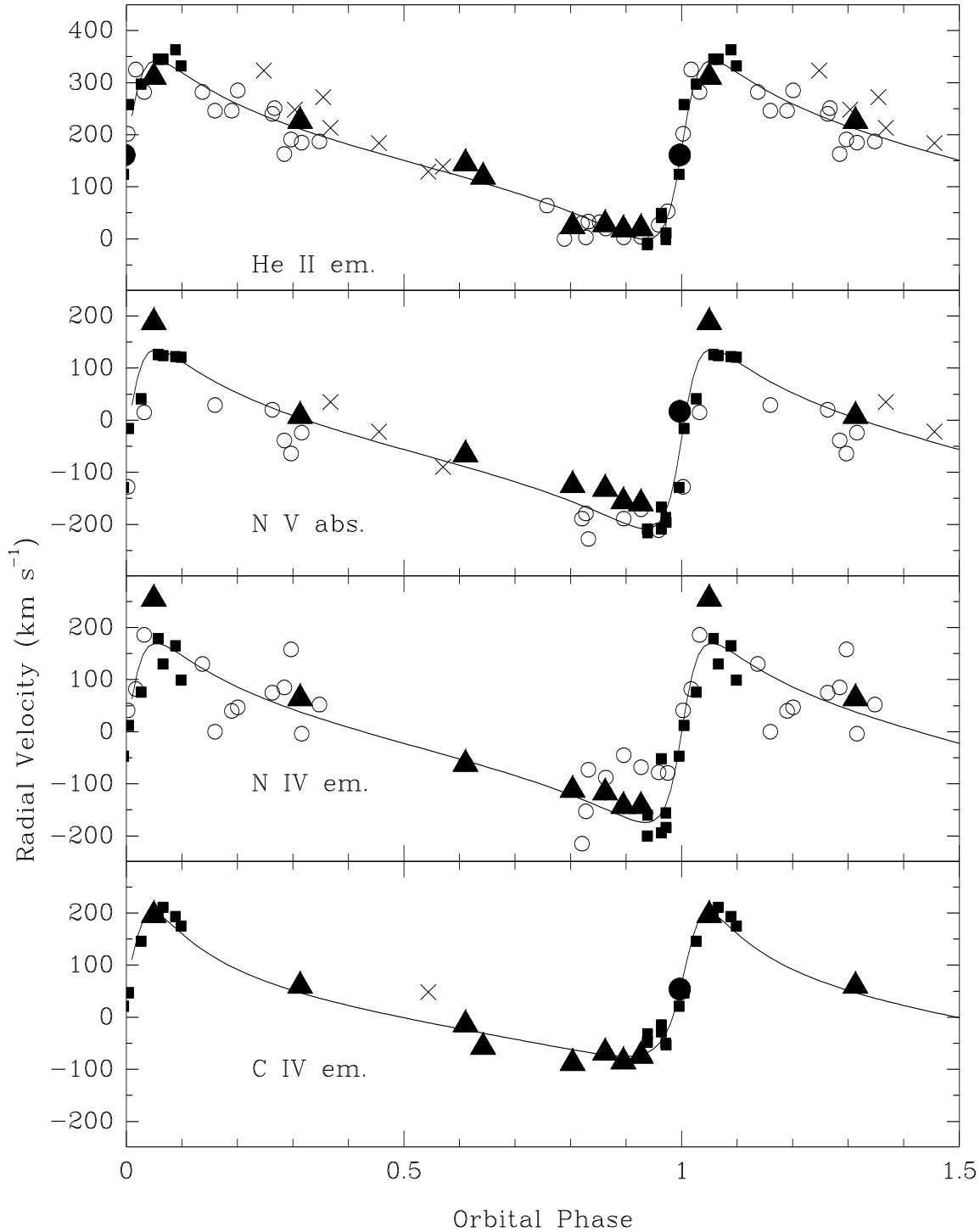


Figure 2. Radial velocity variations of the He II $\lambda 4686$ emission, N V $\lambda 4604\text{-}20$ absorption, N IV $\lambda 4058$ emission, and C IV $\lambda 5801$ emission lines in the Wack 2134 binary system, phased with the period of 31.673 days. We distinguished the RVs measured in the different datasets: SAOA spectra (\times), EMMI spectrum (\bullet), CASLEO (\circ), CTIO (\blacksquare), and LCO (\blacktriangle). Note that there are no systematic shifts among the data obtained with different instrumental configurations. The continuous curves represent the orbital solutions from Table 3.

5 CONCLUSIONS

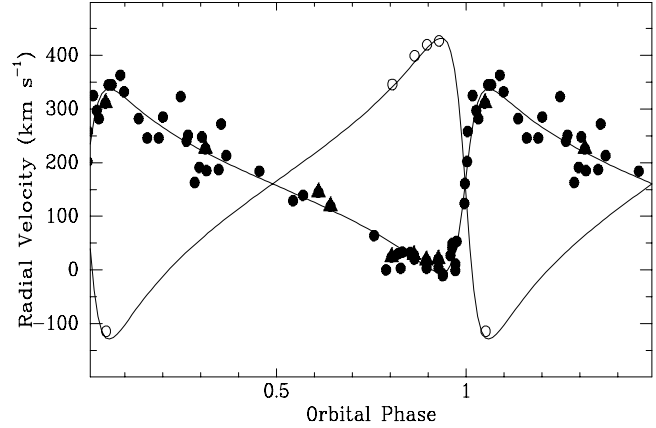
From the radial-velocity variations of the He II $\lambda 4686$ emission line in the spectrum of the WN-type star Wack 2134, we found a most probable period $P=31.673\pm 0.002$ days,

thus revealing Wack 2134 as an eccentric binary system ($e=0.64\pm 0.03$).

Our higher-resolution spectra taken during quadratures show H and He II resolved into two components. We could obtain an orbital solution for the secondary component mea-

Table 2. Radial velocities of some lines in the spectrum of Wack 2134.

HJD ^a	He II λ4686 em [km s ⁻¹]	N V λ4604-20 abs [km s ⁻¹]	N IV λ4058 em [km s ⁻¹]	CIV λ5801 em [km s ⁻¹]
0179.427	272			
0621.234	248			
0623.269	213	35		
0850.557	129			48
0879.420	184	-22		
1189.580	323			
1484.854	139	-90		
1653.528	3	-189	-45	
1654.516	4	-171	-68	
1655.519	27	-211	-78	
2009.574	282		130	
2011.589	285		47	
2013.561	240	20	75	
2298.747	251			
2299.688	191	-64	158	
2353.527	161	17		54
2384.512	53		-79	
3076.798	33	-228	-73	
3077.790	20		-88	
3145.540	202	-128	41	
3146.483	282	15	186	
3150.519	246	29	0	
3151.476	246		40	
3154.477	163	-39	85	
3155.463	185	-24	-4	
3156.479	187		52	
3169.453	64			
3170.449	0			
3171.453	30	-189	-215	
3172.459	32		-263	
3481.536	145	-66	-62	-14
3482.538	119			-57
3489.501	28	-132	-117	-68
3490.540	18	-156	-143	-85
3491.540	20	-160	-143	-74
3741.788	3	-179	-153	
3747.790	325		82	
3772.701	24	-125	-112	-88
3875.510	311	188	255	196
4188.714	-11	-209	-200	-48
4188.724	-8	-216	-160	-32
4189.508	41	-209	-52	-28
4189.517	49	-167	-194	-15
4189.769	-1	-187	-156	-50
4189.778	11	-196	-184	-53
4190.525	124	-129	-47	21
4190.801	258	-16	12	47
4191.510	297	41	76	146
4192.489	345	126	179	202
4192.765	345	124	130	211
4193.479	363	122	165	193
4193.794	332	121	99	175
4200.583	226	8	64	60

^a: Heliocentric Julian Day: 2,450,000+**Figure 4.** Radial velocity variations of the He II 4686 emission and He II 5411 absorption line, in the Wack 2134 binary system, phased with the period of 31.673 days. Filled symbols represent the radial velocities of the emission (WN component), and open ones depict the RVs of the absorption (O component). Curves show the orbital motion of each component.

asuring the He II 5411 absorption line in those spectra, but this orbit has only one measurement at one of the quadratures (see Fig. 4). Using the He II 4686 emission line and the He II 5411 absorption line to follow the motion of the WN and O component, respectively, we obtained very high minimum masses $M_{\text{WN}} \sim 87M_{\odot}$ and $M_{\text{O}} \sim 53M_{\odot}$. In spite of the high minimum masses obtained, no light variations indicative of eclipses are found in the photometry performed by ASAS. These minimum masses have to be considered as preliminary, as more high resolution and S/N spectra are needed to confirm these values. Also, more precise photometry could shed light on this new massive binary system. Although we prefer to be cautious, the WN component in the Wack 2134 system could be amongst the most massive stars ever measured from binary motion in the Galaxy, as both WN6ha components in the binary system WR 20a ($83+82M_{\odot}$; Rauw et al., 2004; Bonanos et al., 2004), located about $16'$ from Wack 2134, and those in the new Wolf-Rayet binary system NGC3603-A1, which has masses of $116+89M_{\odot}$ (Schnurr et al., 2008; Moffat et al., 2004).

ACKNOWLEDGMENTS

We thank the directors and staff of SAAO, CASLEO, LCO, and CTIO for the use of their facilities. We acknowledge the use at CASLEO of the CCD and data acquisition system partly financed by U.S. NSF grant AST-90-15827 to R. M. Rich. We are also grateful to Nolan Walborn for comments on this manuscript. This research has received financial support from IALP, CONICET, Argentina. RHB thanks support from FONDECYT Project No. 1050052. This research has made use of the SIMBAD database operated by CDS, Strasbourg, France. Finally, we thank the referee, Olivier Schnurr, for suggestions which improved this paper.

REFERENCES

- Benaglia P., Romero G. E., Koribalski B., Pollock A., 2005, *A&A*, 440, 743
- Bertiau F., Grobben J., 1969, *Ric. Spec. Vaticana*, 8, 1
- Bonanos A. Z., et al. 2004, *ApJ*, 611, 33
- Caraveo P. A., Bignami G. F., Goldwurm A., 1989, *ApJ*, 338, 338
- Gamen R. C., Gosset, E., Morrell, N., Niemela, V., Sana, H., Nazé, Y., Rauw, G., Barbá, R., and Solivella, G., 2006, *A&A*, 460, 777
- van der Hucht K. A., 2001, *New Astr. Rev.*, 45, 135
- Lafler J., Kinman T., 1965, *ApJS*, 11, 216
- Massey P., Hunter, D. A., 1998, *ApJ*, 493, 180
- Melnick J., 1985, *A&A*, 153, 235
- Mereghetti S., Belloni T., Shara M., Drissen L., 1994, *ApJ*, 424, 943
- Moffat A. F. J., Poitras V., Marchenko S. V., Shara M. M., Zurek D. R., Bergeron E., Antokhina E. A., 2004, *AJ*, 128, 2854
- Pojmański G., 2001, in *IAU Colloq. 183: Small Telescope Astronomy on global Scales*; ed. Bohdan Pacynski, Wen-Pin Chen, and Claudia Lemme; ASP Conference Series, Vol. 246, 53
- Rauw G., et al. 2004, *A&A*, 420, 9
- Reig P., 1999, *A&A*, 345, 576
- Schnurr O., Moffat A. F. J., St-Louis N., Casoli J., Chené A.-N., 2008, *MNRAS*, in press.
- Wackerling L. J., 1970, *Mem. RAS*, 73, 153
- Walborn N. R., Blades J. C., 1997, *ApJS*, 112, 457