











Soil biotic and abiotic effects on seedling growth exhibit context-dependent interactions: evidence from a multi-country experiment on *Pinus contorta* invasion

Susan J. Nuske¹ , Alex Fajardo² , Martin A. Nuñez^{3,4} , Aníbal Pauchard^{5,6} , David A. Wardle⁷ , Marie-Charlotte Nilsson¹ , Paul Kardol¹ , Jane E. Smith⁸, Duane A. Peltzer⁹ , Jaime Moyano³  and Michael J. Gundale¹ 

¹Department of Forest Ecology and Management, Swedish University of Agricultural Sciences, Umeå 90183, Sweden; ²Instituto de Investigación Interdisciplinario (I³), Universidad de Talca, Campus Lircay, Talca 3460000, Chile; ³Grupo de Ecología de Invasiones, INIBIOMA-UNComa, CONICET, Bariloche 8400, Argentina; ⁴Department of Biology and Biochemistry, University of Houston, Houston, TX 77204, USA; ⁵Laboratorio de Invasiones Biológicas (LIB), Facultad de Ciencias Forestales, Universidad de Concepción, Concepción, Chile; ⁶Institute of Ecology and Biodiversity (IEB), Santiago, Chile; ⁷Asian School of the Environment, College of Science, Nanyang Technological University, Singapore 639798, Singapore; ⁸US Department of Agriculture, Forest Service, Pacific Northwest Research Station, Corvallis, OR 97331, USA; ⁹Manaaki Whenua Landcare Research, Lincoln 7608, New Zealand

Summary

Authors for correspondence:

Susan J. Nuske

Email: susan.nuske@slu.se

Michael J. Gundale

Email: michael.gundale@slu.se

Received: 4 October 2020

Accepted: 4 May 2021

New Phytologist (2021)

doi: 10.1111/nph.17449

Key words: abiotic, context-dependent, ectomycorrhizas, enhanced mutualism hypothesis, enemy release hypothesis, invasive, missed mutualism hypothesis, plant–soil feedback.

- The success of invasive plants is influenced by many interacting factors, but evaluating multiple possible mechanisms of invasion success and elucidating the relative importance of abiotic and biotic drivers is challenging, and therefore rarely achieved.
- We used live, sterile or inoculated soil from different soil origins (native range and introduced range plantation; and invaded plots spanning three different countries) in a fully factorial design to simultaneously examine the influence of soil origin and soil abiotic and biotic factors on the growth of invasive *Pinus contorta*.
- Our results displayed significant context dependency in that certain soil abiotic conditions in the introduced ranges (soil nitrogen, phosphorus or carbon content) influenced responses to inoculation treatments.
- Our findings do not support the enemy release hypothesis or the enhanced mutualism hypothesis, as biota from native and plantation ranges promoted growth similarly. Instead, our results support the missed mutualism hypothesis, as biota from invasive ranges were the least beneficial for seedling growth. Our study provides a novel perspective on how variation in soil abiotic factors can influence plant–soil feedbacks for an invasive tree across broad biogeographical contexts.

Introduction

Studying how plants interact and respond in new environments provides insights into community assembly processes (David *et al.*, 2017) and controls on plant fitness (Kuebbing & Nuñez, 2016). Many hypotheses have been proposed to explain invasion success in introduced environments, including those that are based on population ecology, community ecology, environmental effects, evolution and genetics (Blackburn *et al.*, 2011; Gundale *et al.*, 2014b). For instance, at larger scales, climatic factors such as temperature and precipitation can affect the abundance of a plant species in its introduced and native ranges (Taylor *et al.*, 2016). At local scales, growth and abundance of plant species can be strongly influenced by biotic interactions (e.g. with mutualists, pathogens and herbivores; Klironomos, 2002; Van Der Putten *et al.*, 2005; Zamora Nasca *et al.*, 2018) and abiotic conditions

(e.g. nutrient, light and moisture availability; Castle *et al.*, 2016; Smith-Ramesh & Reynolds, 2017). Additionally, genetic effects of founding populations and frequency of introduction events can also determine the invasion success of plants in new environments (Dlugosch & Parker, 2008). Because many potential factors affect the success of plant invasions, it is necessary to evaluate multiple mechanisms simultaneously in order to disentangle their relative importance (Moles *et al.*, 2012).

The interactions between plants and their soil environment (i.e. plant–soil feedbacks, PSFs) comprise one local-scale factor that can involve multiple mechanisms and is known to affect plant invasions (Stricker *et al.*, 2015; Gundale & Kardol, 2021). Several studies have found evidence that plants respond differently to native and introduced range soils (Maron *et al.*, 2013; Yang *et al.*, 2013; Dostálek *et al.*, 2016) and that differences in soil biota can help to explain these patterns (Felker-Quinn *et al.*,

2011; Maron *et al.*, 2014; Crawford & Knight, 2017). However, the mechanisms underlying these biotic effects are less clear (Callaway *et al.*, 2011). For example, plants in new ranges have been shown to interact with soil biota more positively (e.g. higher biomass, lower mortality) compared with their native ranges (Reinhart & Callaway, 2006; Zuppinger-Dingley *et al.*, 2011; Gundale *et al.*, 2014a; Dostálek *et al.*, 2016) and have more positive interactions with soil biota than native plants in their new range (positive PSF; Klironomos, 2002; Van Grunsven *et al.*, 2007; Engelkes *et al.*, 2008; Hawkes *et al.*, 2009). This suggests that plants in new environments are either escaping negative interactions (enemy release hypothesis (ERH); Shea & Chesson, 2002) from the native environment or are able to establish more positive interactions (enhanced mutualism hypothesis (EMH); Richardson *et al.*, 2000; Reinhart & Callaway, 2004, 2006) in their new environment by encountering novel communities or associating with cointroduced mutualists (Dickie *et al.*, 2010; Nuñez & Dickie, 2014). However, if essential mutualists are missing from their new range, this could inhibit the invasion of introduced species (missed mutualism hypothesis (MMH); Mitchell *et al.*, 2006; Catford *et al.*, 2009).

Abiotic soil properties such as nutrient availability can also affect PSFs of invasive species and may override or interact with biotic effects (Van Grunsven *et al.*, 2007; Castle *et al.*, 2016; Png *et al.*, 2019). For instance, in a nutrient-rich soil, mutualists may be less beneficial (i.e. less necessary) for plants (Johnson, 2010; Remke *et al.*, 2020), and plant investment in defenses can change to positively or negatively affect interactions with soil pathogens (Blumenthal, 2006; Sampedro *et al.*, 2011; Smith-Ramesh & Reynolds, 2017). Additionally, intraspecific differences in plant genotype and phenotypic expression can alter the soil microbial community and composition by altering the quantity and quality of litter inputs and root exudates (Schweitzer *et al.*, 2008, 2013; Lu-Irving *et al.*, 2019). For example, different genotypes within the same plant species may exhibit differences in their requirement for mutualists (Smith & Goodman, 1999; Keller & Lau, 2018) or tolerance of pathogens (Mazzola & Gu, 2002). Disentangling the effects of soil biota, the abiotic soil environment (e.g. element concentrations) and genotypic effects on plant performance in new environments can help to elucidate why some plants become invasive only in certain contexts (Van Nuland *et al.*, 2016; Smith-Ramesh & Reynolds, 2017; De Long *et al.*, 2019).

In this study, we examined PSFs for a globally invasive tree, *Pinus contorta*, in its native and introduced ranges. Specifically, we sought to disentangle how soil abiotic and biotic factors interacted with each other to influence seedling growth across a broad range of environmental contexts, including its native range and three countries where it has become invasive (New Zealand, Argentina and Chile). To our knowledge no previous study has addressed how PSFs of an introduced species vary across the broad array of environmental contexts we consider in this study. We addressed three main objectives: to test how the growth of *P. contorta* seedlings differs between soil originating from the native and introduced ranges, and between introduced range plantations and invasion fronts stemming from those

plantations; to test how soil biotic and abiotic factors interact to impact seedling growth among these different soil origins; and to test whether contrasting tree provenances interacted with these soil factors. This study complements a previous study by Gundale *et al.* (2014a) focused on PSFs of *P. contorta* at native Canadian sites compared with introduced sites in Sweden where closely related Pinaceae exist (i.e. *P. sylvestris*). Our current study differs from this previous study because no native Pinaceae exist in the southern hemisphere countries we evaluated which could have important consequences for the strength or direction of PSFs; and further, we employed a sampling approach that allowed us to examine how PSFs were influenced by local environmental context factors, specifically soil elemental concentrations. We focused on *P. contorta* because it is one of the most invasive pine species (Richardson & Rejmánek, 2004; Rejmánek & Richardson, 2013) and as all pine species are ectomycorrhizal, the soil microbial communities in introduced ranges can have a major influence in their success as invaders (Nuñez *et al.*, 2009; Gundale *et al.*, 2014a).

The study was performed using two parallel growth chamber experiments to address our objectives. In Expt 1, we compared seedling growth across three types of living soil (native, introduced plantation, and invasive front) to evaluate plant response to broad soil differences. In Expt 2, to disentangle the effects of soil abiotic and biotic components, we sterilized each soil type and then cross-inoculated microbial communities in a full factorial combination. This allowed us to directly compare plant responses to sterile controls (no biota) and inoculated soils (with biota), while controlling for variation in abiotic conditions. For both experiments, we additionally tested for interactive effects of seed provenance with soil treatments using two provenances of *P. contorta* seeds in all experimental units.

We used these experiments to test several major hypotheses in invasion ecology. First, we expected *P. contorta* seedlings to grow larger with biota from introduced plantation soil compared with native soil, and that sterilizing native soil would enhance seedling growth while sterilizing plantation soil would inhibit seedling growth relative to inoculated soil (Hypothesis 1). This is based on predictions from the ERH (Shea & Chesson, 2002) and the EMH (Reinhart & Callaway, 2006). Specifically for p.i.e. more positive associations with mutualists may result from plantations in introduced ranges harboring ectomycorrhizal taxa from the native range that were intentionally or unintentionally cointroduced, which may in turn provide positive benefits to plants without the pathogen load found in the native range (Dickie *et al.*, 2010; Walbert *et al.*, 2010; Nuñez & Dickie, 2014; Pickles *et al.*, 2015; Gundale *et al.*, 2016). Second, we expect lower growth from seedlings in response to biota in soil from the invasion plots compared with plantation plots (Hypothesis 2). This is consistent with the MMH (Mitchell *et al.*, 2006; Catford *et al.*, 2009). Within pine invasions, suitable ectomycorrhizal species have been found to be less abundant or absent relative to plantation soil (Nuñez *et al.*, 2009; Salgado Salomón *et al.*, 2011; Gundale *et al.*, 2016). Additionally, as previous studies have suggested that plant interactions with soil biota can differ substantially among genotypes

(Schweitzer *et al.*, 2008; Lu-Irving *et al.*, 2019) or in response to environmental context (Johnson, 2010; Remke *et al.*, 2020), we predicted that seedling responses to soil biota treatments would differ between two selected seedling provenances or in response to soil element concentrations of individual soils (Hypothesis 3). Regarding soil element concentrations, we specifically expected microbial inoculation to provide the greatest benefit to seedlings when grown in soils with low N or P concentrations, high C concentrations, or high C:N ratios, because ectomycorrhizal fungi are known to benefit their hosts more when nutrient element concentrations are low, or when soils are rich in organic matter (Becquer *et al.*, 2019). Testing these hypotheses in combination will provide new insights into how multiple site-level factors that vary across regions can impact the growth of introduced species.

Materials and Methods

Field sites

Soil was collected from three types of *P. contorta* plots that served as the units of replication in this study: naturally occurring forest plots within the native range in Oregon, USA; plantation plots in the introduced range; and under invading tree plots at the invasive front of each introduced range site. *Pinus contorta* has a relatively large native range that spans from the Yukon in Canada to southern California in the USA, and from the Rocky Mountains front to the west coast of North America. In the native range, we sampled one plot at each of 15 independent native range sites in central Oregon where *P. contorta* ssp. *murrayana* (Grev. & Balf.) Critchfield occurs, because the latitude and climate are most similar to southern hemisphere regions where *P. contorta* has become invasive, and because there is some evidence that this subspecies is introduced to the southern hemisphere (Gundale *et al.*, 2014b). For introduced range southern hemisphere sampling, we selected five sites in each of three countries, New Zealand (NZ), Chile and Argentina, where *P. contorta* is invasive (three countries \times five sites = 15 introduced range sites in total; Fig. 1). Sites within each introduced range country were selected to provide a geographic spread of areas that had a similar climate to that of the native range of *P. contorta* ssp. *murrayana*. Within each southern hemisphere site, we sampled two paired plots, including a plantation plot that was established in the 1970s, and an adjacent invasion plot that stemmed from that plantation. We determined the source and direction of invading individuals based on visual spatial patterns of invading trees from the edge of plantations (i.e. the invasion kernel), which followed the prevailing wind direction (Fig. 2). Invasion plots were selected by walking from the edge of the plantation into the surrounding vegetation until no more *P. contorta* were observed, and were located at least 200 m from the plantation edge. Because the invading trees in each case originated from the plantations, invading tree and plantation plots were paired within a site. Within each invasion plot, we focused our soil sampling on soils beneath individual trees at the leading edge of the invasive front (i.e. furthest from the plantation source; Fig. 2).

Soil collection

Soil was collected during early summer within each range (June 2017 for USA and November and December 2017 for introduced ranges). Within each plot, a 3 l sieved sample of bulk soil was obtained by combining multiple soil cores within a plot (10 cm depth including both humus and mineral soil but excluding fresh litter) from beneath 10 individual trees within a 100 m² area. The soil was then sieved to 1 cm to remove large stones and large root fragments and coarse organic debris. Fine roots with their associated biota were retained. From this point onwards, composite soils from each plot were kept separate from one another (following experiment type D described by Gundale *et al.*, 2017, 2019). After collection, soils were refrigerated and then shipped in a cooler to Umeå, Sweden, arriving within 5–7 d of collection. All soils were then frozen upon arrival and kept frozen for a minimum of 2 wk (southern hemisphere soils) and up to 6 months (USA soils). We prioritized sampling soil in the same season for each hemisphere as this would introduce less variation in soil conditions than freezing soils for differing lengths of time. Soils were defrosted immediately before the experimental setup.

Before the start of the experiment, we measured extractable mineral nitrogen (NH₄⁺ and NO₃⁻), pH and mass fraction of carbon (C), nitrogen (N) and phosphorus (P) were analyzed from a portion of the sterilized composite soil samples from each plot ($n=45$), using standard protocols (Gundale *et al.*, 2011). As sterilized soil constituted the majority of field-collected soil added to our experimental pots (i.e. 90%; see later), these measurements represented the soil abiotic environment that the seedlings encountered during the experiment. We also performed extractable mineral N (NH₄⁺ and NO₃⁻) analysis on nonsterilized soil from each plot to determine the impact of sterilization on these extractable nutrient pools (McNamara *et al.*, 2003).

Growth chamber experiments

Our overall objective was to test for differences among native, introduced and invasive ranges in the influence of soil biotic and abiotic effects on the biomass of *P. contorta* seedlings, and whether these factors had different effects between the two seedling provenances. Two provenances of *P. contorta* ssp. *murrayana* seeds were obtained from the US Forest Service, Bend, Oregon: a southern provenance (originating near Klamath Falls, Oregon, hereafter referred to as provenance A); and a northern provenance (originating near Sisters, Oregon, hereafter referred to as provenance B; Fig. 1). The provenances were selected because they spanned the northern to southern extents of the native range soil sampling area (Fig. 1), and were sufficiently far apart (> 100 km) to potentially allow some degree of local adaptation difference between them, which is known to occur over relatively large spatial scales for *P. contorta* (Parchman *et al.*, 2011). Both provenances were grown for all experimental units, using the 15 native range plots, 15 introduced range plantation plots, and 15 invading front plots as replicates. Soils derived from these plots were used to conduct two growth chamber

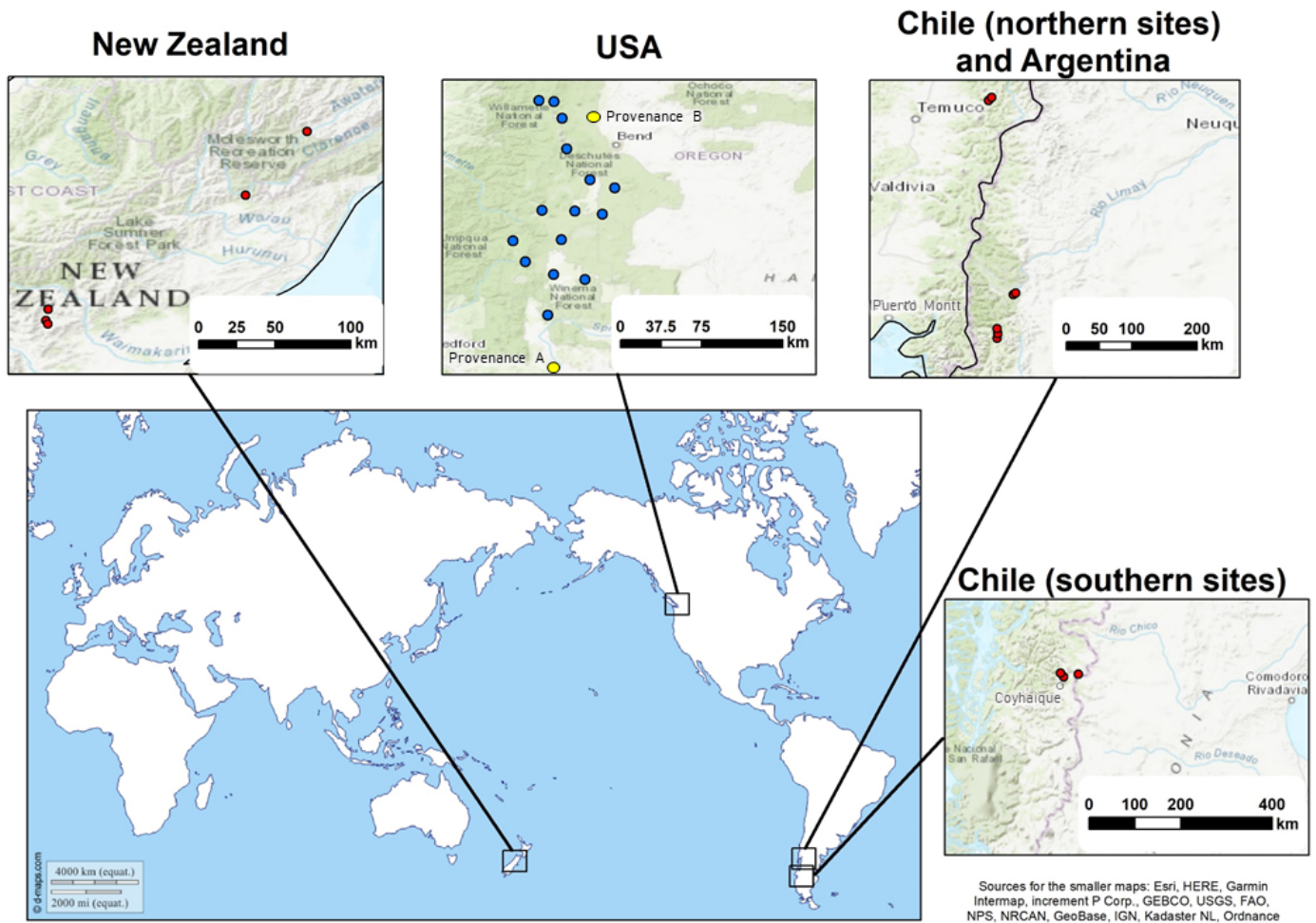


Fig. 1 Map of field sites used for soil collection. Panel 1 (top left): five sites in New Zealand, South Island (red circles). Panel 2 (middle top): 15 native range sites (blue circles) in Oregon, USA, and the location of the *Pinus contorta* ssp. *murrayana* seed sources (southern provenance originating near Klamath Falls, Oregon (provenance A) and northern provenance originating near Sisters, Oregon (provenance B); yellow circles). Soil was collected beneath *P. contorta* ssp. *murrayana* in similar latitude, climate and soils to regions in the southern hemisphere where *P. contorta* has been introduced and become invasive (Gundale *et al.*, 2014b). Panel 3 (top right): five sites in Argentina, near San Carlos de Bariloche and two of the Chilean sites near Malalcahuello. Panel 4 (bottom right): three of the Chilean sites near Coyhaique. Panels 1, 3 and 4 represent the introduced range s.i.e. where each site (red circles) contains a matched plantation and invading front plot. Circles may overlap for sites that are close to each other.

experiments simultaneously. Expt 1 focused on comparing live soil (i.e. not sterilized) from three plot types (hereafter referred to as 'origins'); native, introduced plantation, and invasion front. This experiment tested all three of our hypotheses where we expected differences in the growth of seedlings in soil from introduced plantation vs native plots; introduced plantation vs invasive front plots; and between provenances. This experiment had a total of 90 pots (three soil origins \times 15 replicates \times two provenances).

For Expt 2, where we had the goal to disentangle the effects of soil biota from abiotic soil properties, we sterilized a subsample of the same soils utilized in the first experiment, using gamma-irradiation (c. 40 kGy; Synergy Health Ede BV, Etten-Leur, the Netherlands), and applied soil community inoculation treatments (see later for details) in a full factorial design, as done in previous studies (Van Grunsven *et al.*, 2007; Gundale *et al.*, 2014a, 2019). The experiment followed experimental design type D described by Gundale *et al.* (2017, 2019), where both the

inoculum added to soil and soils receiving inoculum were kept separated (vs homogenized) so that sample sites corresponded to experimental units within the experiment. This experimental design was chosen because unlike our previous study comparing *P. contorta* in Canadian and Swedish soils (Gundale *et al.*, 2014a), in the current study we did not know the exact native range origin location for each introduced plantation, which required us to randomly sample each region of focus (Gundale *et al.*, 2019); and further, in the current study we had the explicit goal of investigating how environmental context influenced PSFs. For the inoculation treatment, each of the 15 native range sites were randomly matched to a site from the introduced range (with each site consisting of both an introduced plantation plot and an invasive front plot) for comparison. Matched sites for each origin (native, introduced plantation and invasive front) were subsequently arranged into blocks with all possible combinations of sterile soil origin (representing the abiotic component of the soil; hereafter 'abiotic soil origin') and inoculum origin treatments.



Fig. 2 Illustrative diagram of soil collection within each introduced range site in paired plantation (top left) and invasive front plots (bottom right). The invading front follows the prevailing wind direction at a site as *Pinus contorta* seeds are wind-dispersed. Blue circles represent the relative positions of soil collection within the plantation plot and under invasive front trees furthest from their source plantation. Within each plot a 3-l sieved sample of bulk soil was obtained by combining multiple soil cores within a plot (10 cm depth including both humus and mineral soil but excluding fresh litter) from beneath 10 individual trees within a 100 m² area.

Thus, each block was treated as a statistically independent unit and contained 12 soil mixtures: three irradiated abiotic soil origins (native, introduced plantation and invasive front) \times three inoculant origins (native, introduced plantation and invasive front) and three fully sterile control soils for each abiotic soil origin (Fig. 3). This resulted in a total of 360 pots, consisting of 12 soil treatment combinations \times to provenances \times 15 replicates (i.e. blocks).

Before adding our soil mixture to the pots for these two experiments and to avoid cross-contamination during setup and watering, we first placed a filter paper at the bottom of each pot. Then in each pot we placed a clean plastic sheet that sat flush with the perimeter and extended *c.* 10 cm above the pot as an additional barrier between pots (Supporting Information Fig. S1). For Expt 1, sterilized sand was mixed with equal volumes of soil (totaling 300 ml) to lower soil bulk density and ensure adequate drainage. This mixture was then transferred to pots. For Expt 2, we used this same sand mixing approach; however, the soil component comprised a 9 : 1 mixture of gamma-irradiated soil with either live soil to reinoculate with soil biota from each site, or an equivalent volume of sterile soil for controls (Gundale *et al.*, 2014a). The inoculum soil was completely mixed with the sand–soil mixture. Finally, as additional measures to avoid cross-contamination during watering, we added 100 ml of sand to the top of each pot (corresponding to *c.* 1 cm), suspended the pots (arranged in trays of 15 pots) over boxes, and periodically discarded runoff water (Fig. S1).

Before planting, seeds were stored in a freezer for 1 month, and were then brought up to room temperature, and surface-sterilized by soaking and periodically shaking them in 30% hydrogen peroxide with a few drops of Tween 20 for 20 min (Ángeles-Argáiz *et al.*, 2016). Seeds were then rinsed several times in distilled water and germinated in sterile sand. Germinated seedlings were then transplanted into the experimental pots. Two seedlings were planted per pot, and after 2 wk the less vigorous of the two seedlings was removed. Seedlings were watered daily and grown for 12 wk in a growth chamber under 18 h : 6 h, light : dark conditions, and a light intensity of *c.* 440 $\mu\text{mol m}^{-2} \text{s}^{-1}$, as previously done by Gundale *et al.* (2014a). The day and night-time temperatures were set at 21 and 15°C, respectively, which are normal temperatures encountered during the growing season in the focal regions. Throughout the experiment, we randomly repositioned each box of pots within the growth chamber to evenly distribute spatial variation of conditions in the growth chamber among the blocks. At harvest, the shoot (stem and needle) was separated from the roots of each plant, so that roots could be washed with milliQ water to remove soil. Shoots and roots were placed in separate paper bags, freeze-dried and weighed to the nearest microgram.

Statistical analyses

For all statistical analyses total biomass was used as the response variable. For Expt 1, which consisted of plants growing in

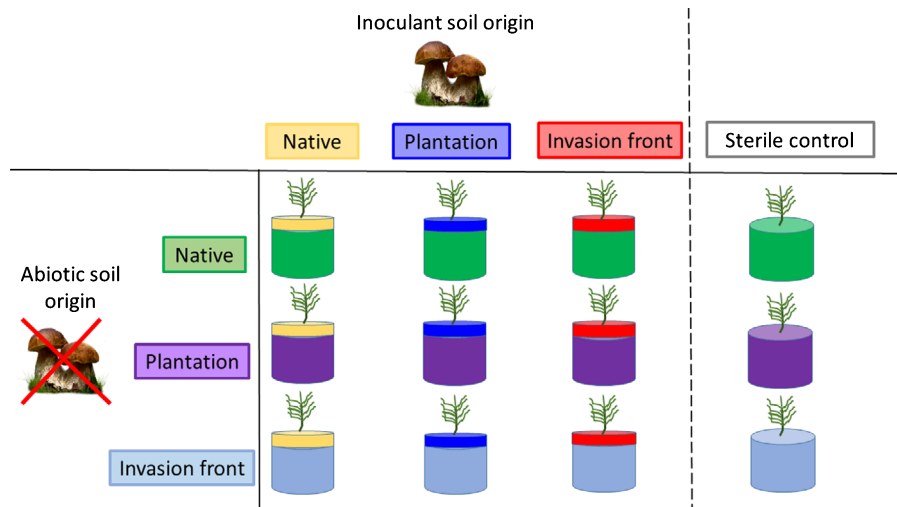


Fig. 3 Diagram representing the full factorial design of Expt 2. Pictures of pots represent the 12 soil treatments included within each experimental block and the color combination represents the different treatments. Soil treatments were either sterile bulk soil from each abiotic origin (native, green; plantation, purple; and invasive front, light blue) mixed with each inoculant origin in a 9 : 1 ratio (native, yellow; plantation, blue; invasive front, red) or left as a sterile control (gray box). We used one sterile control for each abiotic soil origin (native, green; plantation, purple and invasive front, light blue). Plantation and invasive front plots were paired within each introduced range site. This design was replicated 15 times for each field site (in the southern hemisphere introduced range and their matched native range site) to then represent 15 experimental blocks each with 12 soil treatments. Two seed provenances of *Pinus contorta* were grown in each experimental block. Expt 2 had a total of 360 pots (12 soil treatment combinations \times two provenances \times 15 blocks).

unsterilized live soil, we split the data into two separate analyses that compared seedling biomass in either native vs introduced plantation soils or introduced plantation vs invasive front soils. This allowed us to explicitly test Hypotheses 1 and 2 separately – the differences in plant responses in soils between native and introduced plantation sites (Hypothesis 1) and between plantation and invading plots within the introduced sites (Hypothesis 2). Additionally, plantation and invading plot types were paired geographically (which was accounted for in the analysis), whereas the comparison of native and introduced range plots was not analyzed as a paired analysis. For the first analysis, we used linear mixed-effects models (LMMs; ‘lmer’ function in R (R Core Team, 2019) package LME4; Bates *et al.*, 2015) to test for effects of provenance and soil origin (fixed factors) on the biomass of seedlings. For the second analysis (Hypothesis 2), we also added country as a fixed factor to test for variation between the southern hemisphere countries (NZ, Argentina and Chile) and tested for all possible interactions among provenance, country and soil origin. For both analyses, site was specified as a random factor so that inclusion of provenance as a factor in the analysis did not artificially elevate the degree of replication for the region comparison, which should be constrained by the number of sites we sampled. For the second analysis, when comparing plantation and invasion plot types, the random factor was soil origin nested within site to specify the pairing of sites. When needed, Box-Cox power transformations (R package ENVSTATS; Millard, 2013) were used to meet model assumptions of heteroscedasticity and normality.

For Expt 2, where soils were sterilized and then inoculated, we lost three data points because of seedling death during the experiment. For the remaining data, we used LMMs to test for the

effects of provenance, abiotic soil origin, inoculant soil origin, and introduced country (including any interactions) as fixed factors on the biomass of seedlings. As soils were randomly paired from USA sites and southern hemisphere sites within each experimental block, we combined country and experimental block variables, resulting in a variable with three factor levels representing each southern hemisphere country (NZ, Chile and Argentina) and their randomly paired USA sites (hereafter, ‘country-block’). Experimental block was treated as a random factor. Biomass was log-transformed to meet model assumptions. Complex models using all possible interactions were examined first, and then models were selected for output by examining their Akaike information criterion (AIC) and Bayesian information criterion (BIC) values (the model with the lowest AIC and BIC was deemed the best model). Models were further compared using a χ^2 test (Table S2, see later). The final most parsimonious model included provenance, inoculant soil origin, abiotic soil origin, country-block and the two-way interactions between the latter three terms. Pairwise comparisons for main factors (inoculant soil origin, abiotic soil origin and country-block) were made using the output from a simple model without any interactions using the ‘glht’ function in the MULTCOMP package (Hothorn *et al.*, 2008) in R (with Tukey corrections). Pairwise comparisons for models with interacting factors were made using the PREDICT-MEANS package (Luo *et al.*, 2018) in R, using Tukey corrections.

We tested whether soil chemistry data differed between soils from different origins, analyzed separately for native vs introduced plantations, and for plantation vs invasive front plots. We split the analysis of soil chemical data into two separate analyses in the same manner as we did for Expt 1, to enable site-level pairing for comparisons of introduced plantation and invasive front.

We analyzed percentage and ratio data (%N, %C and %P and C:N, C:P and N:P ratios) using generalized linear models ('glm' function in the *STATS* package) and used gamma-distributed log link. We used linear models for NH_4^+ , NO_3^- and pH data, and data were log-transformed, square-root-transformed or Box-Cox-transformed ('boxcox' function in package *ENVSTATS*) to conform to model assumptions of normality and heteroscedasticity. We compared soil chemical data between invasion and plantation plots using LMMs with origin and country as fixed effects and site as a random effect, and for NH_4^+ and NO_3^- data we included sterilization as a fixed factor. Finally, to explore underlying relationships that may have contributed to context dependency in the introduced range, we explored the regression relationships between seedling biomass growth against soil %N, %P and %C content, and the C:N ratio, for sterile control and each inoculation treatment.

Results

Expt 1

Total biomass was similar between seedlings grown in native soil and introduced plantation soil and between plantation and invasive front soils (Fig. S2; Table S1). Seedling growth did not differ significantly among countries (NZ, Chile and Argentina) or between seed provenances, nor were there interactive effects between any pair of factors (Table S1).

The average biomass of seedlings more than doubled in sterile control soils in Expt 2 compared with live soils of Expt 1, and inoculation of sterile soil in Expt 2 further increased average seedling biomass by 68.5% (Fig. S3).

Expt 2

Seedling biomass responded significantly to provenance, abiotic soil origin, inoculant soil origin, and country block, and there were two-way interactions between all possible pairs of the latter three factors (Table 1; Table S2; Fig. 4). Three-way interactions among these variables were not significant. In general, for all soil origins seedlings had a neutral to positive response to the inoculation treatment compared with completely sterile controls (Fig. 4). For the main inoculum origin effect, seedlings grew larger when inoculated with soil communities from native and plantation soils (mean \pm SE, 27.7 ± 2.77 and 24.7 ± 2.17 mg, respectively) than in invasive front soils (13.7 ± 0.79 mg) or completely sterile control soils (13.1 ± 0.88 mg; Fig. 4a; Table 1). For the main abiotic soil origin effect, seedlings on average had a higher biomass in soils from introduced plantation and invasive front soils ($24. \pm 1.72$ and 23.1 ± 2.151 mg, respectively) than from native range soils (12.2 ± 0.691 mg) or completely sterile controls (Fig. 4b; Table 1). In general, seedlings grown in soil from the NZ soil country-block (which includes the native soil paired with each site) had the largest seedlings, whereas seedlings in the Chilean soil were intermediate, and seedlings in the Argentinian soil country-blocks the smallest (27.8 ± 2.53 , 16.6 ± 0.98 and 14.9 ± 0.72 mg, respectively; Fig. 4c; Table 1). Seedlings from

Table 1 Summary of ANOVA output from a mixed effects model for Expt 2 showing the effects of abiotic soil origin, inoculant soil origin, seed provenance and country-block on the total biomass of *Pinus contorta* seedlings (experimental block was treated as a random effect).

Variable ^a	df	F	P
Abiotic soil origin	2, 320	54.98	< 0.0001
Inoculant soil origin	3, 320	36.56	< 0.0001
Provenance	1, 320	42.74	< 0.0001
Country-block ^b	2, 12	4.23	0.0408
Inoculant soil origin \times abiotic soil origin	6, 320	3.92	0.0008
Country-block ^b \times inoculant soil origin	6, 320	10.23	< 0.0001
Country-block ^b \times abiotic soil origin	4, 320	12.80	< 0.0001

P-values in bold indicate significant differences at $P < 0.05$.

^a Model: $\log(\text{biomass}) \sim \text{provenance} + \text{abiotic soil origin} \times \text{inoculant soil origin} + \text{country-block} \times \text{inoculant soil origin} + \text{country-block} \times \text{abiotic soil origin}$ (random: block). Marginal pseudo- $R^2 = 0.514$ and conditional pseudo- $R^2 = 0.590$.

^b The country-block factor is the combination of country with experimental block variables, resulting in three factor levels representing each southern hemisphere country (NZ, Chile and Argentina) and their randomly paired USA sites.

the northern provenance (provenance B) were, on average, 52.7% larger than those of the southern provenance (provenance A; $F_{1,320,07} = 42.7411$, $P < 0.001$; Table 1). However, provenance never showed interactive effects with the other factors (Table S2).

Seedlings grew larger in abiotic soil from the introduced range (plantation and invasive front) than in abiotic soil from the native range, and the size difference depended on the inoculant origin (Fig. 4d). Specifically, seedlings in abiotic soil from the introduced range (plantation and invasive front) mixed with inoculant from native and plantation soil had the highest growth (between 1.8-fold and 3.5-fold higher biomass than other seedlings in inoculated soils; Fig. 4d). By contrast, when only considering the soil inoculant origin effect, seedlings were never significantly larger in inoculant from introduced ranges compared with inoculant from native ranges (Fig. 4a,e). Comparing soils within the introduced range, we found that seedlings in soil with inoculant from the invasive front were significantly smaller than in soils with plantation inoculant only for NZ soils (3.2-fold higher biomass in NZ plantation soils compared with NZ invasive front soils; Fig. 4e). Additionally, the seedling growth difference between abiotic soil from introduced ranges (plantation and invasion) and native range soil was only apparent for soil from NZ and Chile (3.1-fold and 2.3-fold higher biomass in abiotic introduced range soil compared with abiotic native range soil for NZ and Chilean soil, respectively; Fig. 4f).

Soil chemistry

Analysis of sterile soils revealed that native soils had a significantly higher C:N and lower N:P ratios and %N than all introduced range soils (Fig. 5a,b,d; Table S3). Plantation soils were significantly higher in %P and had a higher C:N ratio than soils from the invasive front (Fig. 5a,e; Table S4). On average, Argentinian soils had lower content of several nutrients (i.e. %P, %N and

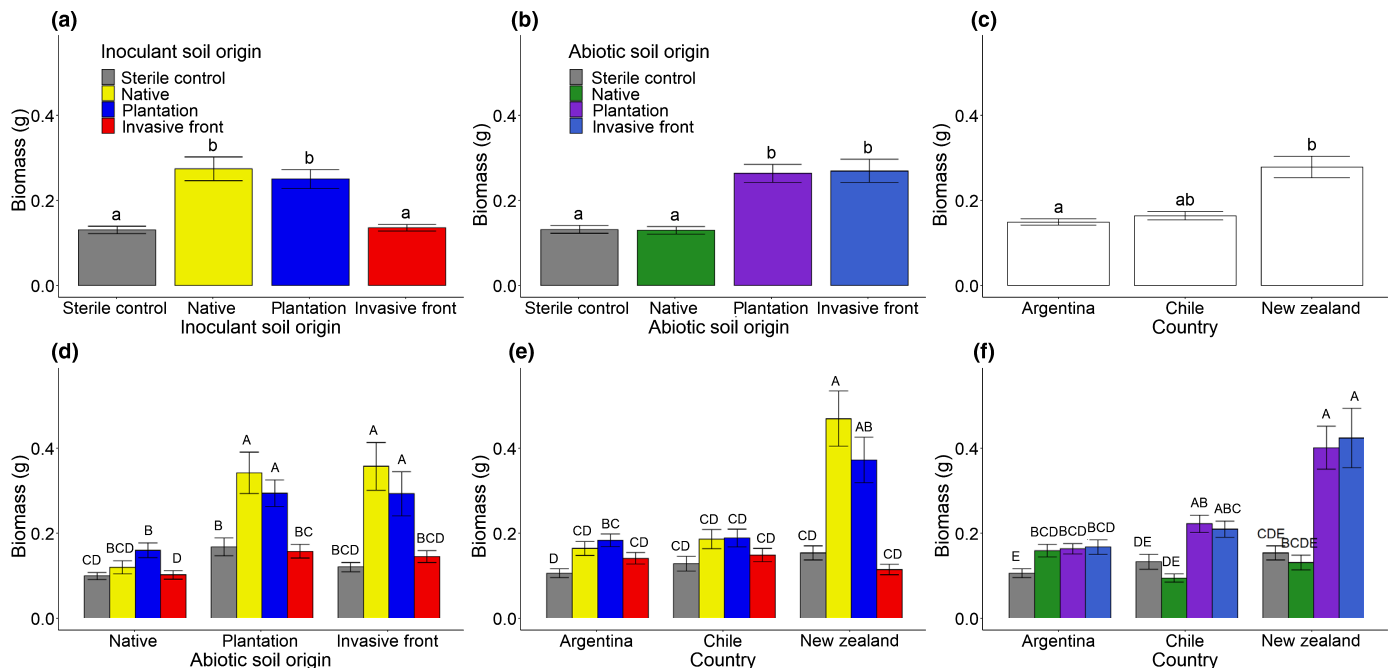


Fig. 4 Total biomass (mean \pm SE) of *Pinus contorta* seedlings grown in soil treatments for 3 months in Expt 2 (see Fig. 3). Soil treatments were either bulk sterile soil (abiotic origin) combined with live soil as inoculum in a 9 : 1 ratio (inoculant soil origin; colors) or sterile controls (gray). Panels show biomass responses across different treatments: (a) inoculant soil origin; (b) abiotic soil origin; (c) country-block (combination of country and experimental block variables, resulting in three factor levels representing each southern hemisphere country (Argentina, Chile, and New Zealand) and their randomly paired USA sites); (d) abiotic soil origin for each mixture of inoculant soil origin; (e) inoculant soil origin for each country-block; (f) abiotic soil origin for each country-block. Panels (a)–(c) show the significant main effects and different lower-case letters represent pairwise differences at $P < 0.05$ with Tukey corrections from a mixed effects model without interactions. Panels (d)–(f) show the same data from a mixed effects model with interactions and significant pairwise differences represented with upper-case letters (see also Table 1). Bar colors in (a), (d) and (e) represent inoculant soil component of treatments (gray, no inoculant/sterile control soil; yellow, inoculant from native soil; blue, inoculant from introduced plantation soil; red, inoculant from invasive front soils). Bar colors in (b) and (f) represent the abiotic component of soil treatments (gray, no inoculant/sterile control soil; green, bulk soil from native sites; purple, bulk soil from introduced plantation stands; light blue, bulk soil from invasive front stands). For (e) and (f), native bars within country represent the USA soils paired with the southern hemisphere country (Argentina, Chile and NZ). Depicted means are averaged across two seed provenances.

NH_4^+ mg l^{-1}) and %C than did Chilean and NZ soils, and NZ soils had a significantly lower pH (Fig. 5h). There was considerable variation in nitrate concentrations between origins from the introduced range soil (plantation and invasive front); however, in general nitrate concentrations in NZ invasive front soils were lower than in Argentinian or Chilean invasive front soils (Fig. 5g). The soil C : P ratio did not differ across countries or plots of different origin (Tables S3, S4). Ammonium concentrations in sterile soil ($8.6 \text{ mg l}^{-1} \pm 0.779$) were significantly higher than in live soil ($3.39 \text{ mg l}^{-1} \pm 0.328$): an increase of 232–303% depending on country; $P < 0.001$, Tables S5, S6). Nitrate concentrations in sterile soil ($0.286 \pm 0.0785 \text{ mg l}^{-1}$) were, on average, 53.2% lower than in live soil ($0.537 \pm 0.1389 \text{ mg l}^{-1}$), but this difference was only marginally significant (Tables S5, S6). However, we found no significant interactions among sterilization, origin (native, plantation or invasive front) and southern hemisphere country on ammonium and nitrate concentrations (Tables S5, S6).

For the regressions of seedling growth response against soil element concentrations in introduced ranges, we found positive relationships with soil %N, %P and %C in sterile control and invasion inoculum-treated soil, and positive relationships with %

N and %C for native inoculum-treated soil (Fig. 6). No significant relationships between seedling growth and %P were found for native inoculum-treated soil, and no significant relationships were found for plantation inoculum-treated soil (Fig. 6). Further, no significant relationships between seedling growth and C : N ratio were found for any of the soil treatment types (data not shown).

Discussion

Our study utilized an unprecedented home vs away study system to investigate the ecology of an invasive species, consisting of 15 native range sampling sites (in the USA) and 15 introduced range sites spanning three countries (New Zealand, Chile, and Argentina). The study system allowed us to investigate whether PSFs differed across native s.i.e. introduced range plantations and invading fronts and to disentangle soil abiotic and biotic factors. Our study showed that the strength of PSFs were context-dependent; variation in abiotic soil components was a significant factor in determining whether soil biota explained growth patterns across site types. Here, we discuss each of our hypotheses.

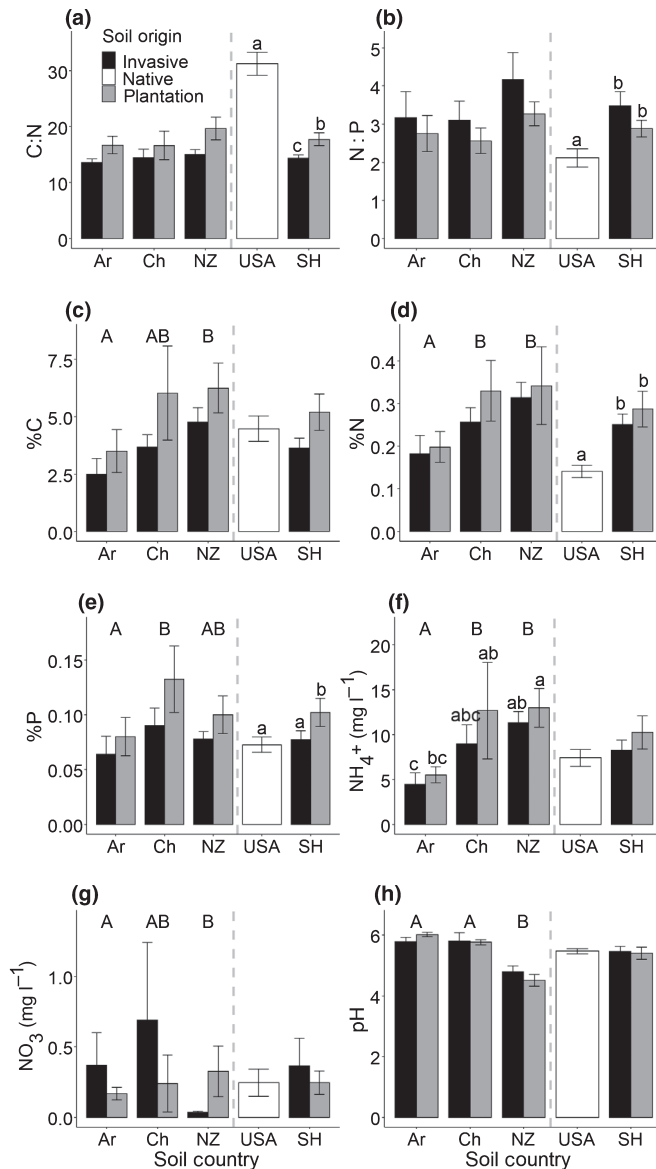


Fig. 5 The chemical properties of sterilized soil. Bars represent mean \pm SE for: (a) carbon : nitrogen ratio, (b) nitrogen : phosphorus ratio, (c) percentage carbon (%C), (d) percentage nitrogen (%N), (e) percentage phosphorus (%P), (f) extractable ammonium (NH_4^+ , mg l^{-1}), (g) extractable nitrate (NO_3^- , mg l^{-1}), and (h) pH. Bars to the left of the dashed line represent invasive front (black) and introduced plantation (gray) soil origins for each country in the introduced range of *Pinus contorta* (Ar, Argentina; Ch, Chile; NZ, New Zealand). Lower-case letters represent significant pairwise differences (at $P < 0.05$ with Tukey corrections; Supporting Information Table S3) between bars, and upper-case letters indicate significant differences between countries. Bars on the right of the dashed line represent native USA (whi.e. invasive front (black) and introduced plantation (gray) stands averaged across all southern hemisphere countries (SH). Different letters represent significant pairwise differences at $P < 0.05$ with Tukey corrections (Table S2).

We hypothesized that seedlings would achieve higher growth in response to soil biota collected from introduced plantations compared with either the native range (Hypothesis 1) or invasive front soils (Hypothesis 2). Using live unsterilized soil in Expt 1, we found that seedling growth responses were similar irrespective

of soil origin, which did not support these hypotheses. By contrast, previous studies have found greater positive plant growth responses to soils from introduced than to those from native ranges (Hawkes, 2007; Callaway *et al.*, 2011; Gundale *et al.*, 2014a; Maron *et al.*, 2014; Dostálek *et al.*, 2016; Crawford & Knight, 2017; McGinn *et al.*, 2018), and that seedlings growing farther from plantations have lower biomass and survival than in plantations (Nuñez *et al.*, 2009). However, the biotic and abiotic drivers of these patterns are rarely disentangled, which was the objective of our second experiment.

In contrast to Expt 1, Expt 2 showed that seedling growth was significantly affected by both abiotic soil origin and inoculant soil origin, and these effects differed between southern hemisphere countries. Moreover, seedlings tended to respond in opposite directions to the abiotic and biotic components of the soil, depending on the origin of the soil. Specifically, the biotic effect from native range soils supported the highest seedling growth (Fig. 4a), whereas its abiotic properties supported low seedling growth (Fig. 4b). Thus, the different results of the native vs introduced range comparison in Expts 1 and 2 could be partially explained by soil abiotic and biotic components having opposing effects on seedling growth across native and introduced ranges that may have cancelled each other out in Expt 1, when these two factors were not isolated.

Experiment 2 further showed that, on average, seedlings responded neutrally or positively to inoculum treatments relative to sterile controls (Figs 4, S4), and this included inoculum from the native range. Additionally, sterilizing native soil did not promote seedling growth (Fig. 4d). This does not support our first hypothesis and the predictions of the ERH or EMH that biota from the native range would have more negative effects on plants compared with introduced ranges (Richardson *et al.*, 2000; Shea & Chesson, 2002; Reinhart & Callaway, 2004, 2006). Nevertheless, sterile soil from plantation plots promoted, on average, lower growth than inoculated plantation soils (Fig. 4d), indicating that mutualists are adequately present in introduced plantation soils (Dickie *et al.*, 2010). The finding that soil community interactions with seedlings ranged from positive to neutral fits with several ectomycorrhizal–tree interactions that have been described, including the greater benefit of ectomycorrhizal common networks compared with arbuscular networks (van der Heijden & Horton 2009), and enhanced growth of ectomycorrhizal seedlings grown in soils collected from under the same tree species.

Experiment 2 also provided evidence that the local-scale effects of plant–soil interactions were context-dependent. Seedlings in introduced plantation soils grew two- to three-fold larger than in native soil (Fig. 4b,d,f), especially where the soil N content was higher (NZ and Chile; Fig. 5d). This finding suggests that improved abiotic conditions, particularly N content in the introduced ranges, could explain the enhanced growth of *P. contorta* that has been shown in certain southern hemisphere locations compared with its native range (Taylor *et al.*, 2016). This illustrates the context dependency of the plant–soil interactions; only abiotic components of some plantation soils resulted in higher seedling growth and only in combination with soil biota from

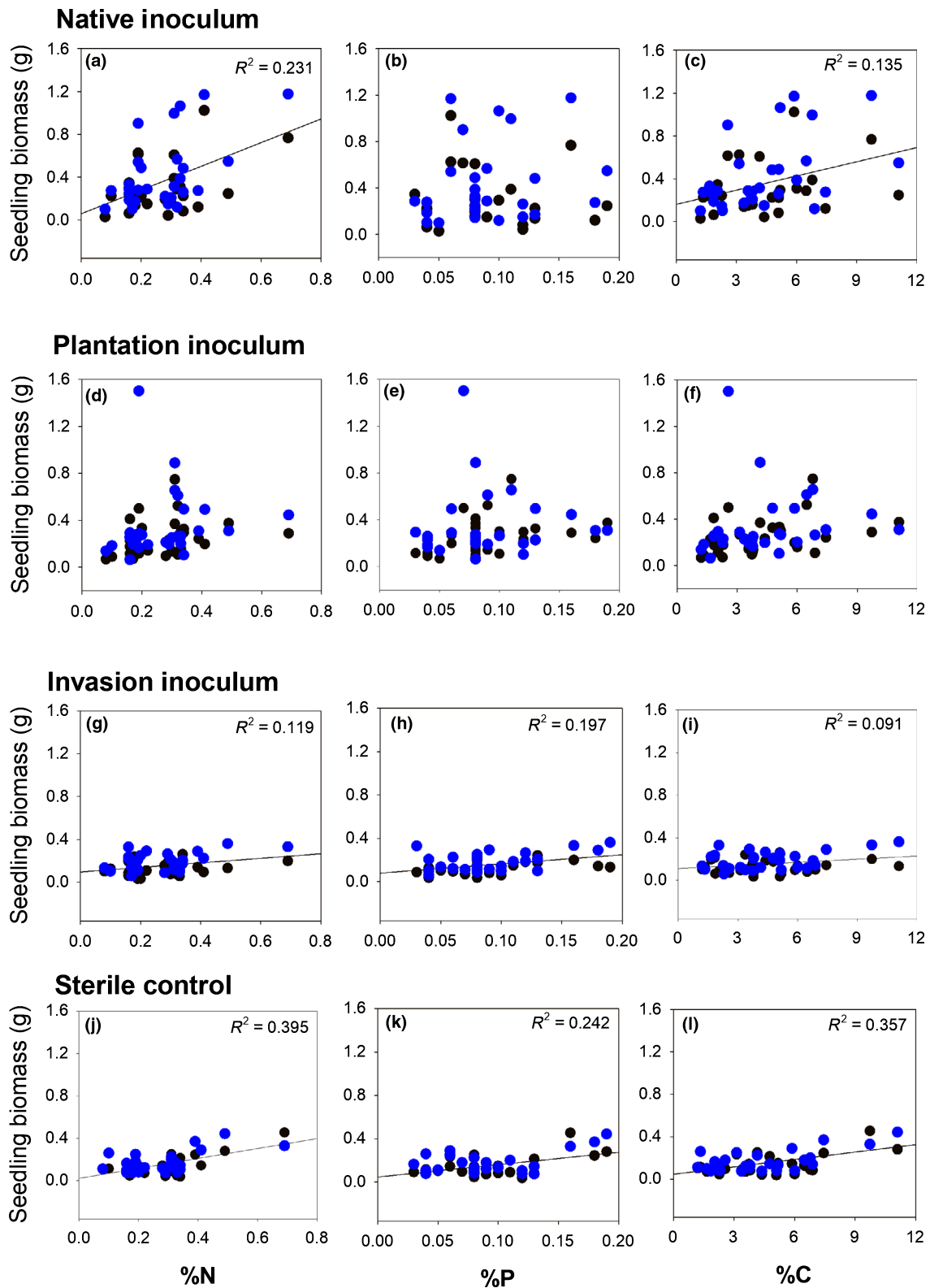


Fig. 6 Regression relationships between *Pinus contorta* seedling biomass against soil nitrogen (%N), phosphorus (%P), and carbon (%C) concentrations of sterile control soils (j–l) and soils inoculated with three different inoculant types: native inoculum originating from the native range (USA, a–c), or plantation (d–f) or invasion inoculum (g–i), originating from three southern hemisphere countries, New Zealand, Chile, and Argentina. Different color dots (blue and black) represent the two different provenances. Regression lines and R^2 values are reported only for significant relationships ($P < 0.05$).

plantation soil and native soil (presumably because key mutualists were present). This nuanced explanation for plant response might not be captured in previous studies that only attribute differences in growth between native and introduced ranges to soil biota (Callaway *et al.*, 2004, 2013; Felker-Quinn *et al.*, 2011; Gundale *et al.*, 2014a; Crawford & Knight, 2017). Studies of PSFs over wider environmental contexts often demonstrate that both soil biotic and abiotic effects influence invasive plant growth but vary predictably along soil nutritional gradients driven by succession or ecosystem development (De Deyn *et al.*, 2004; Castle *et al.*, 2016; Png *et al.*, 2019). Taken together, these findings demonstrate that biotic and abiotic soil effects are both important components that can influence invasion success of plants.

Interestingly, enhanced seedling growth was also observed in abiotic components of invasive front soils, but only in the presence of inoculum from native or plantation soils (Fig. 4d). One explanation for this pattern is that inoculant from native and plantation soils contains higher diversity and higher propagule density of ectomycorrhizal fungi species than soil from invasive fronts, as has been previously shown by Hayward *et al.* (2015a) and Gundale *et al.* (2016). Our prediction that seedlings would be larger in soils from plantations than from the invading front (Hypothesis 2) only occurred in response to soil biota (inoculant; Fig. 4a) and in NZ soil (Fig. 4e). This supports the suggestion that pine invasion can be limited by ectomycorrhizal partner availability for invasions distant from source plantations (Thiet & Boerner, 2007; Nuñez *et al.*, 2009; Urcelay *et al.*, 2017), thus supporting the MMH (Mitchell *et al.*, 2006); however, this appears to occur only in certain contexts. Differences in fungal communities and plant response between introduced ranges may account for some of this context dependency. Gundale *et al.*, (2016) previously found that root fungal endophytic communities associated with *P. contorta* also differ between the native and introduced ranges, and between NZ and Chilean introduced ranges (Fig. S4; Table S7). These different fungal communities and the higher N content in soils from NZ may interact to allow the high growth and recruitment of the next generation of *P. contorta*. Additionally, Suilloid fungi (*Suillus* spp.) have been reported as the sole fungal partner found in *P. contorta* far from the original plantations in Chile (Hayward *et al.*, 2015b) and has been suggested as a facilitator of pine invasion globally (Policelli *et al.*, 2019). Although this group of fungi disperse extremely well (Ashkannejhad & Horton, 2006), they may not serve as ideal partners as the more diverse community of fungi found in plantations or in the native range (Hayward *et al.*, 2015b; Gundale *et al.*, 2016). Thus differences in microbial community composition between the native and introduced ranges, between the introduced range plantations and invasion fronts, and between introduced range countries may contribute to the context dependency we observed.

Finally, in addition to the direct influence of soil abiotic and biotic factors on seedling growth, interactions between biota and abiotic components of the soil may interact to contribute to some of the context dependency we observed among soil treatments and introduced range countries. Specifically, we found seedlings in the introduced range often grew more when soil %N, %P, and

%C was higher (Fig. 6), which occurs when the soil organic matter content is higher. These abiotic properties varied across introduced range countries, and may partially explain why seedling growth was highest in New Zealand and lowest in Argentina. Interestingly, seedling growth in the introduced range soil was most strongly correlated with these soil element concentrations in the sterile control soils, where positive relationships with soil %N, %P and %C were found. Inoculum treatments sometimes dampened or interrupted these positive relationships, especially the inoculum types that promoted growth the most (e.g. plantation and native inoculum). This interpretation is consistent with our expectation that microbial inoculum may help to overcome stoichiometric constraints in the introduced range, and is also consistent with some previous work showing that soil mutualists can provide their greatest benefit when soil nutrients are low (Johnson, 2010; Remke *et al.*, 2020). However, it also highlights the fact that not all microbial community types appear to be equally effective in altering the plant growth relationships with soil stoichiometry (e.g. invasive inoculum; Fig. 6).

Our study may help to explain some of the context dependency and region-specific variation in invasion success observed for *P. contorta*. In a field study, Taylor *et al.* (2016) found that *P. contorta* grows the fastest and produces the most cones at a young age in NZ compared with other introduced regions (Chile and Argentina) or the native range (USA). In that study, variation in *P. contorta* invasion density between sites and countries was partially explained by distance from seed source, local vegetation, fire history, elevation, climate, plantation age and a demographic shift to faster growth and greater production in the introduced range. Our results suggest that variability in soil fertility and interactions of seedlings with soil biota also play a role in differences in *P. contorta* establishment and growth between native and introduced ranges and between sites within introduced ranges. Seedlings in NZ soil grew the largest in our experiment (Fig. 4c), and there was an overall benefit of the abiotic soil conditions of NZ soil compared with native and other introduced range countries.

Our third hypothesis predicted that the different plant provenances would interact with the other treatment factors (e.g. soil inoculum or sterile soil treatments) to impact plant growth, given that genetic variation in plant populations has been proposed as an important factor to explain plant biotic interactions and invasion success (Felker-Quinn *et al.*, 2011; Münzbergová & Šurinová, 2015; Van Nuland *et al.*, 2016; Keller & Lau, 2018). Although the two provenances differed modestly in seedling growth, we did not find any significant interactive effects between provenance and other experimental factors across our experiments. This finding is contrary to the literature showing that different plant genotypes can interact with soil biota differently (Smith & Goodman, 1999; Mazzola & Gu, 2002; Schweitzer *et al.*, 2008; Lu-Irving *et al.*, 2019), which may have occurred because *P. contorta* is known to exhibit spatial genetic structuring only over very broad spatial scales (e.g. > hundreds of km; Parchman *et al.*, 2011). At very broad spatial scales, *P. contorta* is a genetically diverse species, with potentially three different subspecies introduced widely to the nonnative ranges (Gundale

et al., 2014b), and has well documented intraspecific variation in genotypic and phenotypic traits responding to environmental gradients and biotic communities (Hunt *et al.*, 1987; Ying & Hunt, 1987; Xie & Ying, 1995; Fries *et al.*, 2000; Chuine *et al.*, 2001; Eckert *et al.*, 2012; Feduck *et al.*, 2015). It is therefore possible that provenances or subspecies originating from much further apart than we considered would have shown significant interactions with soil inoculum or sterile soil treatments as a result of greater divergence in their local adaptation to these types of factors. It is further possible that these interactions might play out at some individual sites and not others, instead of at the across-site and -region scale that we evaluated; however, we note that our experimental design did not allow us to assess these types of interactions within individual sites.

Conclusions

Our study provides the most comprehensive evaluation to date of the context dependency of PSFs for an invasive tree species both across and within a broad array of native, introduced and invasive sites. Our study design allowed us to disentangle the individual and interactive effects of soil biotic and abiotic factors, and to decipher how those interactions play out across biogeographic space. We found that seedlings generally responded positively to soil biota inoculation, including inoculum originating from native range sites. This finding does not support the ERH or the EMH, which has been shown for *P. contorta* introduced to environments where other *Pinus* species are present (Gundale *et al.*, 2014a), as well as some other plant taxa (e.g. Callaway *et al.*, 2011; Yang *et al.*, 2013; Maron *et al.*, 2014; McGinn *et al.*, 2018). Our results instead demonstrate beneficial effects of native range soil biota, which are also often present in nonnative plantation soils (Nuñez & Dickie, 2014). We further found that biota from invasive fronts were the least beneficial to seedling growth, which is consistent with the MMH, and suggests that lack of mutualists may constrain invasions. This finding points to a time-lag of coinvasion of soil mutualists at the invading front, and suggests that other factors may be the primary drivers of invasion success in these southern hemisphere environments (e.g. lack of competitors and herbivores and high propagule pressure; Nuñez *et al.*, 2017). These results also help to explain growth differences among introduced ranges of invasive Pinaceae that have been reported throughout the southern hemisphere, in particular the high growth rates in the relatively more fertile soils of NZ (Taylor *et al.*, 2016). Overall, our study highlights the importance of considering both the soil abiotic and biotic components when studying PSFs (Smith-Ramesh & Reynolds, 2017; Bennett & Klironomos, 2019; De Long *et al.*, 2019), particularly for plant invasions, and the high degree of context dependency in the factors that influence plant performance across broad biogeographical scales.

Acknowledgements











This experiment and SJN were supported by the Swedish Research Council (Vetenskapsrådet; Project VR no. 2016-03819;

awarded to MJG). AF was funded by Fondecyt 1190900. DAP and DAW were supported by the New Zealand Ministry for Business, Innovation and Employment through the Winning Against Wildings endeavour program. AP was funded by CONICYT PIA AFB170008 and Fondecyt 1140485. Special thanks are due to Rafael García and Matías Naour for soil collection. Special thanks also to Alice Tritel, Shoumo Khondoker and Matej Domevcik for laboratory assistance, and to Jonas Jonzen for assistance in creating Fig. 1.

Author contributions

SJN conceptualized hypotheses, designed the experiment, carried out the experiment, analyzed data and wrote the manuscript; AF, MAN, AP, DAP and JM were involved in discussion and input for the research proposal, performed field work, and revised the manuscript; DAW, M-CN and PK were involved in discussion and input for the research proposal, conceptualized the hypotheses, designed the experiment, and revised the manuscript; JES was involved in discussion and input for the research proposal and revised the manuscript; MJG wrote the original research proposal and obtained funding for the project, conceptualized the hypotheses, designed the experiment, performed field work, supervised the experiment and data analysis, and revised the manuscript.

ORCID

Alex Fajardo  <https://orcid.org/0000-0002-2202-6207>
 Michael J. Gundale  <https://orcid.org/0000-0003-2447-609X>
 Paul Kardol  <https://orcid.org/0000-0001-7065-3435>
 Jaime Moyano  <https://orcid.org/0000-0002-7072-0527>
 Marie-Charlotte Nilsson  <https://orcid.org/0000-0002-9254-2223>
 Martin A. Nuñez  <https://orcid.org/0000-0003-0324-5479>
 Susan J. Nuske  <https://orcid.org/0000-0002-5350-7425>
 Aníbal Pauchard  <https://orcid.org/0000-0003-1284-3163>
 Duane A. Peltzer  <https://orcid.org/0000-0001-7724-3738>
 David A. Wardle  <https://orcid.org/0000-0002-0476-7335>

References

- Ángeles-Argáiz RE, Flores-García A, Ulloa M, Garibay-Orijel R. 2016. Commercial *Sphagnum* peat moss is a vector for exotic ectomycorrhizal mushrooms. *Biological Invasions* 18: 89–101.
- Ashkannejhad S, Horton TR. 2006. Ectomycorrhizal ecology under primary succession on coastal sand dunes: interactions involving *Pinus contorta*, suilloid fungi and deer. *New Phytologist* 169: 345–354.
- Bates D, Mächler M, Bolker BM, Walker SC. 2015. Fitting linear mixed-effects models using lme4. *Journal of Statistical Software* 67: 1–48.
- Becquer A, Guerrero-Galán C, Eibensteiner JL, Houdinet G, Bücking H, Zimmermann SD, García K. 2019. The ectomycorrhizal contribution to tree nutrition. In: Canovas FM, ed. *Molecular physiology and biotechnology of trees*. London, UK: Elsevier, 77–126.
- Bennett JA, Klironomos J. 2019. Mechanisms of plant–soil feedback: interactions among biotic and abiotic drivers. *New Phytologist* 222: 91–96.
- Blackburn TM, Pyšek P, Bacher S, Carlton JT, Duncan RP, Jarošík V, Wilson JRU, Richardson DM. 2011. A proposed unified framework for biological invasions. *Trends in Ecology and Evolution* 26: 333–339.

- Blumenthal DM. 2006. Interactions between resource availability and enemy release in plant invasion. *Ecology Letters* 9: 887–895.
- Callaway RM, Bedmar EJ, Reinhart KO, Silvan CG, Klironomos J. 2011. Effects of soil biota from different ranges on *Robinia* invasion: acquiring mutualists and escaping pathogens. *Ecology* 92: 1027–1035.
- Callaway RM, Montesinos D, Williams K, Maron JL. 2013. Native congeners provide biotic resistance to invasive *Potentilla* through soil biota. *Ecology* 94: 1223–1229.
- Callaway RM, Thelen GC, Rodriguez A, Holben WE. 2004. Soil biota and exotic plant invasion. *Nature* 427: 731–733.
- Castle SC, Lekberg Y, Affleck D, Cleveland CC. 2016. Soil abiotic and biotic controls on plant performance during primary succession in a glacial landscape. *Journal of Ecology* 104: 1555–1565.
- Catford JA, Jansson R, Nilsson C. 2009. Reducing redundancy in invasion ecology by integrating hypotheses into a single theoretical framework. *Diversity and Distributions* 15: 22–40.
- Chuine I, Aitken SN, Ying CC. 2001. Temperature thresholds of shoot elongation in provenances of *Pinus contorta*. *Canadian Journal of Forest Research* 31: 1444–1455.
- Crawford KM, Knight TM. 2017. Competition overwhelms the positive plant–soil feedback generated by an invasive plant. *Oecologia* 183: 211–220.
- David P, Thébaud E, Anneville O, Duyck PF, Chapuis E, Loeuille N. 2017. Impacts of invasive species on food webs: a review of empirical data. *Advances in Ecological Research* 56: 1–60.
- De Deyn GB, Raaijmakers CE, Van Der Putten WH. 2004. Plant community development is affected by nutrients and soil biota. *Journal of Ecology* 92: 824–834.
- De Long JR, Fry EL, Veen GF, Kardol P. 2019. Why are plant–soil feedbacks so unpredictable, and what to do about it? *Functional Ecology* 33: 118–128.
- Dickie IA, Bolstridge N, Cooper JA, Peltzer DA. 2010. Co-invasion by *Pinus* and its mycorrhizal fungi. *New Phytologist* 187: 475–484.
- Dlugosch KM, Parker IM. 2008. Founding events in species invasions: genetic variation, adaptive evolution, and the role of multiple introductions. *Molecular Ecology* 17: 431–449.
- Dostálek T, Münzbergová Z, Kladišová A, Macel M. 2016. Plant–soil feedback in native vs. invasive populations of a range expanding plant. *Plant and Soil* 399: 209–220.
- Eckert AJ, Shahi H, Datwyler SL, Neale DB. 2012. Spatially variable natural selection and the divergence between parapatric subspecies of lodgepole pine (*Pinus contorta*, Pinaceae). *American Journal of Botany* 99: 1323–1334.
- Engelkes T, Morriën E, Verhoeven KJF, Bezemer TM, Biere A, Harvey JA, McIntyre LM, Tamis WLM, Van Der Putten WH. 2008. Successful range-expanding plants experience less above-ground and below-ground enemy impact. *Nature* 456: 946–948.
- Feduck M, Hnery P, Winder W, Dunn D, Alfaro R, VanAkker L, Hawkes B. 2015. The genetic basis of cone serotiny in *Pinus contorta* as a function of mixed-severity and stand-replacement fire regimes. *bioRxiv*. doi: 10.1101/023267.
- Felker-Quinn E, Bailey JK, Schweitzer JA. 2011. Soil biota drive expression of genetic variation and development of population-specific feedbacks in an invasive plant. *Ecology* 92: 1208–1214.
- Fries A, Lindgren D, Ying CC, Ruotsalainen S, Lindgren K, Elfving B, Karlmatz U. 2000. The effect of temperature on site index in western Canada and Scandinavia estimated from IUFRO *Pinus contorta* provenance experiments. *Canadian Journal of Forest Research* 30: 921–929.
- Gundale MJ, Almeida JP, Wallander H, Wardle DA, Kardol P, Nilsson M-C, Fajardo A, Pauchard A, Peltzer DA, Ruotsalainen S *et al.* 2016. Differences in endophyte communities of introduced trees depend on the phylogenetic relatedness of the receiving forest. *Journal of Ecology* 104: 1219–1232.
- Gundale MJ, Fajardo A, Lucas RW, Nilsson MC, Wardle DA. 2011. Resource heterogeneity does not explain the diversity–productivity relationship across a boreal island fertility gradient. *Ecography* 34: 887–896.
- Gundale MJ, Kardol P. 2021. Multi-dimensionality as a path forward in plant soil feedback research. *Journal of Ecology*. doi: 10.1111/1365-2745.13679.
- Gundale MJ, Kardol P, Nilsson MC, Nilsson U, Lucas RW, Wardle DA. 2014a. Interactions with soil biota shift from negative to positive when a tree species is moved outside its native range. *New Phytologist* 202: 415–421.
- Gundale MJ, Pauchard A, Langdon B, Peltzer DA, Maxwell BD, Nuñez MA. 2014b. Can model species be used to advance the field of invasion ecology? *Biological Invasions* 16: 591–607.
- Gundale MJ, Wardle DA, Kardol P, Nilsson M-C. 2019. Comparison of plant–soil feedback experimental approaches for testing soil biotic interactions among ecosystems. *New Phytologist* 221: 1–11.
- Gundale MJ, Wardle DA, Kardol P, Van der Putten WH, Lucas RW. 2017. Soil handling methods should be selected based on research questions and goals. *New Phytologist* 216: 18–23.
- Hawkes CV. 2007. Are invaders moving targets? The generality and persistence of advantages in size, reproduction, and enemy release in invasive plant species with time since introduction. *American Naturalist* 170: 832–843.
- Hawkes CV, Douglas AE, Fitter AH. 2009. Origin, local experience, and the impact of biotic interactions on native and introduced *Senecio* species. *Biological Invasions* 12: 113–124.
- Hayward J, Horton TR, Nuñez MA. 2015a. Ectomycorrhizal fungal communities coinvasion with Pinaceae host plants in Argentina: Gringos bajo el bosque. *New Phytologist* 208: 497–506.
- Hayward J, Horton TR, Pauchard A, Nuñez MA. 2015b. A single ectomycorrhizal fungal species can enable a *Pinus* invasion. *Ecology* 96: 1438–1444.
- van der Heijden MGA, Horton TR. 2009. Socialism in soil? The importance of mycorrhizal fungal networks for facilitation in natural ecosystems. *Journal of Ecology* 97: 1139–1150.
- Hothorn T, Bretz F, Westfall P. 2008. Simultaneous inference in general parametric models. *Biometrical Journal* 50: 346–363.
- Hunt RS, Ying CC, Ashbee D. 1987. Variation in damage among *Pinus contorta* provenances caused by the needle cast fungus *Lophodermella concolor*. *Canadian Journal of Forest Research* 17: 594–597.
- Johnson NC. 2010. Resource stoichiometry elucidates the structure and function of arbuscular mycorrhizas across scales. *New Phytologist* 185: 631–647.
- Keller KR, Lau JA. 2018. When mutualisms matter: rhizobia effects on plant communities depend on host plant population and soil nitrogen availability. *Journal of Ecology* 106: 1046–1056.
- Klironomos JN. 2002. Feedback with soil biota contributes to plants rarity and invasiveness in communities. *Nature* 417: 67–69.
- Kuebbing SE, Nuñez MA. 2016. Invasive non-native plants have a greater effect on neighbouring natives than other non-natives. *Nature Plants* 2: 1–7.
- Lu-Irving P, Harenčár JG, Sounart H, Welles SR, Swope SM, Baltrus DA, Dlugosch KM. 2019. Native and invading Yellow Starthistle (*Centaurea solstitialis*) microbiomes differ in composition and diversity of bacteria. *mSphere* 4.
- Luo D, Ganesh S, Koolaard J. 2018. *predictmeans: calculate predicted means for linear models*. R package v.1.0.1. <https://cran.r-project.org/package=predictmeans>.
- Maron JL, Klironomos J, Waller L, Callaway RM. 2014. Invasive plants escape from suppressive soil biota at regional scales. *Journal of Ecology* 102: 19–27.
- Maron JL, Waller LP, Hahn MA, Diaconu A, Pal RW, Müller-Schärer H, Klironomos JN, Callaway RM. 2013. Effects of soil fungi, disturbance and propagule pressure on exotic plant recruitment and establishment at home and abroad. *Journal of Ecology* 101: 924–932.
- Mazzola M, Gu YH. 2002. Wheat genotype-specific induction of soil microbial communities suppressive to disease incited by *Rhizoctonia solani* Anastomosis Group (AG)-5 and AG-8. *Phytopathology* 92: 1300–1307.
- McGinn KJ, van der Putten WH, Hulme PE, Shelby N, Weser C, Duncan RP. 2018. The influence of residence time and geographic extent on the strength of plant–soil feedbacks for naturalised *Trifolium*. *Journal of Ecology* 106: 207–217.
- McNamara NP, Black HJ, Beresford NA, Parekh NR. 2003. Effects of acute gamma irradiation on chemical, physical and biological properties of soils. *Applied Soil Ecology* 24: 117–132.
- Millard SP. 2013. *EnvStats: an R package for environmental statistics*. New York, NY, USA: Springer.
- Mitchell CE, Agrawal AA, Bever JD, Gilbert GS, Hufbauer RA, Klironomos JN, Maron JL, Morris WF, Parker IM, Power AG *et al.* 2006. Biotic interactions and plant invasions. *Ecology Letters* 9: 726–740.
- Moles AT, Flores-Moreno H, Bonser SP, Warton DI, Helm A, Warman L, Eldridge DJ, Jurado E, Hemmings FA, Reich PB *et al.* 2012. Invasions: the trail behind, the path ahead, and a test of a disturbing idea. *Journal of Ecology* 100: 116–127.

- Münzbergová Z, Šurinová M. 2015. The importance of species phylogenetic relationships and species traits for the intensity of plant–soil feedback. *Ecosphere* 6: 234.
- Nakagawa S, Schielzeth H. 2013. A general and simple method for obtaining R^2 from generalized linear mixed-effects models. *Methods in Ecology and Evolution* 4: 133–142.
- Núñez MA, Chiuffo MC, Torres A, Paul T, Dimarco RD, Raal P, Policelli N, Moyano J, García RA, van Wilgen BW *et al.* 2017. Ecology and management of invasive Pinaceae around the world: progress and challenges. *Biological Invasions* 19: 3099–3120.
- Núñez MA, Dickie IA. 2014. Invasive belowground mutualists of woody plants. *Biological Invasions* 16: 645–661.
- Núñez MA, Horton TR, Simberloff D. 2009. Lack of belowground mutualisms hinders Pinaceae invasions. *Ecology* 90: 2352–2359.
- Parchman TL, Benkman CW, Jenkins B, Alex BC. 2011. Low levels of population genetic structure in *Pinus contorta* (Pinaceae) across a geographic mosaic of co-evolution. *American Journal of Botany* 98: 669–679.
- Pickles BJ, Twieg BD, O'Neill GA, Mohn WW, Simard SW. 2015. Local adaptation in migrated interior Douglas-fir seedlings is mediated by ectomycorrhizas and other soil factors. *New Phytologist* 207: 858–871.
- Png GK, Lambers H, Kardol P, Turner BL, Wardle DA, Laliberté E. 2019. Biotic and abiotic plant–soil feedback depends on nitrogen-acquisition strategy and shifts during long-term ecosystem development. *Journal of Ecology* 107: 142–153.
- Policelli N, Bruns TD, Vilgalys R, Núñez MA. 2019. Suiloid fungi as global drivers of pine invasions. *New Phytologist* 222: 714–725.
- van der Putten WH, Yeates GW, Duyts H, Reis CS, Karssen G. 2005. Invasive plants and their escape from root herbivory: a worldwide comparison of the root-feeding nematode communities of the dune grass *Ammophila arenaria* in natural and introduced ranges. *Biological Invasions* 7: 733–746.
- R Core Team. 2019. *A language and environment for statistical computing, v.3.6.1*. Vienna, Austria: R Foundation for Statistical Computing. <http://www.r-project.org>
- Reinhart KO, Callaway RM. 2004. Soil biota facilitate exotic *Acer* invasions in Europe and North America. *Ecological Applications* 14: 1737–1745.
- Reinhart KO, Callaway RM. 2006. Soil biota and invasive plants. *New Phytologist* 170: 445–457.
- Rejmánek M, Richardson DM. 2013. Trees and shrubs as invasive alien species - 2013 update of the global database. *Diversity and Distributions* 19: 1093–1094.
- Remke MJ, Hoang T, Kolb T, Gehring C, Johnson NC, Bowker MA. 2020. Familiar soil conditions help *Pinus ponderosa* seedlings cope with warming and drying climate. *Restoration Ecology* 28: S344–S354.
- Richardson DM, Allsopp N, D'Antonio CM, Milton SJ, Rejmánek M. 2000. Plant invasions – the role of mutualisms. *Biological Reviews of the Cambridge Philosophical Society* 75: 65–93.
- Richardson DM, Rejmánek M. 2004. Conifers as invasive aliens: a global survey and predictive framework. *Diversity and Distributions* 10: 321–331.
- Salgado Salomón ME, Barroetaña C, Rajchenberg M. 2011. Do pine plantations provide mycorrhizal inocula for seedlings establishment in grasslands from Patagonia, Argentina? *New Forests* 41: 191–205.
- Sampedro L, Moreira X, Zas R. 2011. Costs of constitutive and herbivore-induced chemical defences in pine trees emerge only under low nutrient availability. *Journal of Ecology* 99: 818–827.
- Schweitzer J, Bailey J, Fischer D, Leroy C, Lonsdorf E, Whitham T, Hart S. 2008. Plant–soil–microorganism interactions: heritable relationship between plant genotype and associated soil microorganisms. *Ecology* 89: 773–781.
- Schweitzer JA, Madritch MD, Felker-Quinn E, Bailey JK. 2013. From genes to ecosystems: plant genetics as a link between above- and belowground processes. In: Wall DH, Bardgett RD, Behan-Pelletier V, Herrick JE, Jones TH, Ritz K, Six J, Strong DR, van der Putten WH, eds. *Soil ecology and ecosystem services*. Oxford, UK: Oxford University Press, 82–97.
- Shea K, Chesson P. 2002. Community ecology theory as a framework for biological invasions. *Trends in Ecology and Evolution* 17: 170–176.
- Smith-Ramesh LM, Reynolds HL. 2017. The next frontier of plant–soil feedback research: unraveling context dependence across biotic and abiotic gradients. *Journal of Vegetation Science* 28: 484–494.
- Smith KP, Goodman RM. 1999. Host variation for interactions with beneficial plant-associated microbes. *Annual Review of Phytopathology* 37: 473–491.
- Stricker KB, Hagan D, Flory SL. 2015. Improving methods to evaluate the impacts of plant invasions: lessons from 40 years of research. *AoB Plants* 7: 1–8.
- Taylor KT, Maxwell BD, Pauchard A, Núñez MA, Peltzer DA, Terwei A, Rew LJ. 2016. Drivers of plant invasion vary globally: evidence from pine invasions within six ecoregions. *Global Ecology and Biogeography* 25: 96–106.
- Thiet RK, Boerner REJ. 2007. Spatial patterns of ectomycorrhizal fungal inoculum in arbuscular mycorrhizal barrens communities: implications for controlling invasion by *Pinus virginiana*. *Mycorrhiza* 17: 507–517.
- Urcelay C, Longo S, Geml J, Tecco PA, Nouhra E. 2017. Co-invasive exotic pines and their ectomycorrhizal symbionts show capabilities for wide distance and altitudinal range expansion. *Fungal Ecology* 25: 50–58.
- Van Grunsven RHA, Van Der Putten WH, Bezemer TM, Tamis WLM, Berendse F, Veenendaal EM. 2007. Reduced plant–soil feedback of plant species expanding their range as compared to natives. *Journal of Ecology* 95: 1050–1057.
- Van Nuland ME, Wooliver RC, Pfennigwerth AA, Read QD, Ware IM, Mueller L, Fordyce JA, Schweitzer JA, Bailey JK. 2016. Plant–soil feedbacks: connecting ecosystem ecology and evolution. *Functional Ecology* 30: 1032–1042.
- Walbert K, Ramsfield TD, Ridgway HJ, Jones EE. 2010. Ectomycorrhizal species associated with *Pinus radiata* in New Zealand including novel associations determined by molecular analysis. *Mycorrhiza* 20: 209–215.
- Xie CY, Ying CC. 1995. Genetic architecture and adaptive landscape of interior lodgepole pine (*Pinus contorta* ssp. *latifolia*) in Canada. *Canadian Journal of Forest Research* 25: 2010–2021.
- Yang Q, Carrillo J, Jin H, Shang L, Hovick SM, Nijjer S, Gabler CA, Li B, Siemann E. 2013. Plant–soil biota interactions of an invasive species in its native and introduced ranges: Implications for invasion success. *Soil Biology and Biochemistry* 65: 78–85.
- Ying CC, Hunt RS. 1987. Stability of resistance among *Pinus contorta* provenances to *Lophodermella concolor* needle cast. *Canadian Journal of Forest Research* 17: 1596–1601.
- Zamora Nasca LB, Relva MA, Núñez MA. 2018. Ungulates can control tree invasions: experimental evidence from nonnative conifers and sheep herbivory. *Biological Invasions* 20: 583–591.
- Zuppinger-Dingley D, Schmid B, Chen Y, Brandl H, Van Der Heijden MGA, Joshi J. 2011. In their native range, invasive plants are held in check by negative soil-feedbacks. *Ecosphere* 2: 1–12.

Supporting Information

Additional Supporting Information may be found online in the Supporting Information section at the end of the article.

Fig. S1 Experimental setup showing seedlings growing in pots.

Fig. S2 Mean total biomass of *Pinus contorta* seedlings in Expt 1.

Fig. S3 Mean total biomass of *Pinus contorta* seedlings growing in live, sterile control and inoculated soil (Expts 1 and 2).

Fig. S4 nMDS using Bray–Curtis distance metric of total fungal root endophytic communities observed in *Pinus contorta* from New Zealand and Chile using data collected from Gundale *et al.* (2016).

Table S1 ANOVA output for Expt 1 showing the effects of soil origin and seed provenance of total *Pinus contorta* seedling biomass.

Table S2 Mixed effects models fitted to data from Expt 2, their degrees of freedom (df), Akaike information criterion (AIC) and Bayesian information criterion (BIC) values and marginal and conditional pseudo- R^2 (R^2_m and R^2_c , respectively; Nakagawa & Schielzeth, 2013).

Table S3 ANOVA output on chemical properties of sterile soil comparing soil origin (native vs plantation).

Table S4 ANOVA output on chemical properties of sterile soil comparing soil origin (plantation vs invasive front) and country.

Table S5 ANOVA output on soil ammonium and nitrate concentrations comparing soil origin (plantation vs native) and soil sterilization.

Table S6 ANOVA output on soil ammonium and nitrate concentrations comparing soil origin (plantation vs invasive front), country and soil sterilization.

Table S7 PERMANOVA output using Bray–Curtis distance metric on fungal root endophyte communities of *Pinus contorta* from New Zealand and Chile using data collected from Gundale *et al.* (2016).

Please note: Wiley Blackwell are not responsible for the content or functionality of any Supporting Information supplied by the authors. Any queries (other than missing material) should be directed to the *New Phytologist* Central Office.



About *New Phytologist*

- *New Phytologist* is an electronic (online-only) journal owned by the New Phytologist Foundation, a **not-for-profit organization** dedicated to the promotion of plant science, facilitating projects from symposia to free access for our Tansley reviews and Tansley insights.
- Regular papers, Letters, Viewpoints, Research reviews, Rapid reports and both Modelling/Theory and Methods papers are encouraged. We are committed to rapid processing, from online submission through to publication 'as ready' via *Early View* – our average time to decision is <26 days. There are **no page or colour charges** and a PDF version will be provided for each article.
- The journal is available online at Wiley Online Library. Visit **www.newphytologist.com** to search the articles and register for table of contents email alerts.
- If you have any questions, do get in touch with Central Office (np-centraloffice@lancaster.ac.uk) or, if it is more convenient, our USA Office (np-usaoffice@lancaster.ac.uk)
- For submission instructions, subscription and all the latest information visit **www.newphytologist.com**