

Uranus Pathfinder: exploring the origins and evolution of Ice Giant planets

Christopher S. Arridge · Craig B. Agnor · Nicolas André · Kevin H. Baines · Leigh N. Fletcher · Daniel Gautier · Mark D. Hofstadter · Geraint H. Jones · Laurent Lamy · Yves Langevin · Olivier Mousis · Nadine Nettelmann · Christopher T. Russell · Tom Stallard · Matthew S. Tiscareno · Gabriel Tobie · Andrew Bacon · Chris Chaloner · Michael Guest · Steve Kemble · Lisa Peacocke · Nicholas Achilleos · Thomas P. Andert · Don Banfield · Stas Barabash · Mathieu Barthelemy · Cesar Bertucci · Pontus Brandt · Baptiste Cecconi · Supriya Chakrabarti · Andy F. Cheng · Ulrich Christensen · Apostolos Christou · Andrew J. Coates · Glyn Collinson · John F. Cooper · Regis Courtin · Michele K. Dougherty · Robert W. Ebert · Marta Entradas · Andrew N. Fazakerley · Jonathan J. Fortney · Marina Galand · Jaques Gustin · Matthew Hedman · Ravit Helled · Pierre Henri · Sebastien Hess · Richard Holme · Özgür Karatekin · Norbert Krupp · Jared Leisner · Javier Martin-Torres · Adam Masters · Henrik Melin · Steve Miller · Ingo Müller-Wodarg · Benoît Noyelles · Chris Paranicas · Imke de Pater · Martin Pätzold · Renée Prangé · Eric Quémerais · Elias Roussos · Abigail M. Rymer · Agustin Sánchez-Lavega · Joachim Saur · Kunio M. Sayanagi · Paul Schenk · Gerald Schubert · Nick Sergis · Frank Sohl · Edward C. Sittler Jr. · Nick A. Teanby · Silvia Tellmann · Elizabeth P. Turtle · Sandrine Vinatier · Jan-Erik Wahlund · Philippe Zarka

Received: 26 November 2010 / Accepted: 21 July 2011 / Published online: 10 September 2011
© Springer Science+Business Media B.V. 2011

N. Achilleos
Department of Physics and Astronomy, University College London, London, UK

C. B. Agnor
School of Physics and Astronomy, Queen Mary University of London, London, UK

T. P. Andert
Universität der Bundeswehr, Munich, Germany

N. André
Centre d'Etude Spatiale des Rayonnements / CNRS, Toulouse, France

C. S. Arridge · G. H. Jones · A. J. Coates · A. N. Fazakerley · A. Masters
Mullard Space Science Laboratory, Department of Space and Climate Physics, University College London, London, UK

Abstract The “Ice Giants” Uranus and Neptune are a different class of planet compared to Jupiter and Saturn. Studying these objects is important for furthering our understanding of the formation and evolution of the planets, and unravelling the fundamental physical and chemical processes in the Solar System. The importance of filling these gaps in our knowledge of the Solar System is particularly acute when trying to apply our understanding to the numerous planetary systems that have been discovered around other stars. The Uranus Pathfinder (UP) mission thus represents the quintessential aspects of the objectives of the European planetary community as expressed in ESA’s Cosmic Vision 2015–2025. UP was proposed to the European Space Agency’s M3 call for medium-class missions in 2010 and proposed to be the first orbiter of an Ice Giant planet. As the most accessible Ice Giant within the M-class mission envelope Uranus was identified as the mission target. Although not selected for this call the UP mission concept provides a baseline framework for the exploration of Uranus with existing low-cost platforms and underlines

C. S. Arridge (✉) · G. H. Jones · A. J. Coates · A. N. Fazakerley · A. Masters
The Centre for Planetary Sciences at UCL/Birkbeck, London, UK
e-mail: csa@mssl.ucl.ac.uk

A. Bacon · C. Chaloner · M. Guest
Systems Engineering and Assessment Ltd., Bristol, UK

K. H. Baines · M. D. Hofstadter
NASA Jet Propulsion Laboratory, Pasadena, CA, USA

M. S. Tiscareno · D. Banfield · M. Hedman
Cornell University, Ithaca, NY, USA

S. Barabash
Swedish Institute of Space Physics, Kiruna, Sweden

M. Barthelemy
Université Joseph Fourier/CNRS-INSU / Institut de Planétologie et d’Astrophysique de
Grenoble (IPAG), Grenoble, France

C. Bertucci
Institute of Astronomy and Space Physics, University of Buenos Aires, Buenos Aires,
Argentina

P. Brandt · A. F. Cheng · C. Paranicas · A. M. Rymer · E. P. Turtle
Johns Hopkins University Applied Physics Laboratory, Laurel, MD, USA

D. Gautier · L. Lamy · B. Cecconi · R. Courtin · P. Henri · R. Prangé · S. Vinatier · P. Zarka
LESIA, CNRS-Observatoire de Paris, Meudon, France

S. Chakrabarti
Centre for Space Physics, Boston University, Boston, MA, USA

U. Christensen · N. Krupp · E. Roussos
Max Planck Institute for Solar System Research, Katlenburg-Lindau, Germany

the need to develop power sources suitable for the outer Solar System. The UP science case is based around exploring the origins, evolution, and processes at work in Ice Giant planetary systems. Three broad themes were identified: (1) Uranus as an Ice Giant, (2) An Ice Giant planetary system, and (3) An asymmetric magnetosphere. Due to the long interplanetary transfer from Earth to Uranus a significant cruise-phase science theme was also developed. The UP mission concept calls for the use of a Mars Express/Rosetta-type platform to launch on a Soyuz–Fregat in 2021 and entering into an eccentric polar orbit around Uranus in the 2036–2037 timeframe. The science payload has a strong heritage in Europe and beyond and requires no significant technology developments.

Keywords Uranus · Ice Giant · Orbiter · Giant planet atmosphere · Ring system · Interior · Dynamo · Magnetosphere · Natural satellite

A. Christou
Armagh Observatory, Armagh, Northern Ireland, UK

G. Collinson · J. F. Cooper · E. C. Sittler Jr.
NASA Goddard Space Flight Centre, Greenbelt, MD, USA

M. K. Dougherty · M. Galand · I. Müller-Wodarg
The Blackett Laboratory, Imperial College London, London, UK

R. W. Ebert
Southwest Research Institute, San Antonio, TX, USA

M. Entradas · S. Miller
Department of Science and Technology Studies, University College London, London, UK

L. N. Fletcher
Department of Physics, University of Oxford, Oxford, UK

J. J. Fortney
University of California, Santa Cruz, CA, USA

J. Gustin
Laboratoire de Physique Atmosphérique et Planétaire, Université de Liège, Liège, Belgium

R. Helled · K. M. Sayanagi · G. Schubert
Department of Earth and Space Sciences, University of California, Los Angeles, CA, USA

S. Hess
University of Colorado, Boulder, CO, USA

R. Holme
School of Environmental Sciences, University of Liverpool, Liverpool, UK

Ö. Karatekin
Royal Observatory of Belgium, Brussels, Belgium

Acronyms

ALMA	Atacama Large Millimetre Array
AOCS	Attitude and Orbit Control
ASRG	Advanced Stirling Radioisotope Generator
CMI	Cyclotron Maser Instability
CSDS	Cluster Science Data System
E-ELT	European Extremely Large Telescope
EJSM	Europa Jupiter System Mission
ESA	European Space Agency
ESO	European Southern Observatory
ESOC	European Space Operations Centre
FUV	Far Ultraviolet
GTO	Geostationary Transfer Orbit
HGA	High Gain Antenna
IRTF	Infrared Telescope Facility
ISO	Infrared Space Observatory
JWST	James Webb Space Telescope

S. Kemble · L. Peacocke
EADS Astrium, Stevenage, UK

Y. Langevin
Institut d'Astrophysique Spatiale, CNRS/Univ. Paris-Sud 11, Orsay, France

J. Leisner
Department of Physics and Astronomy, University of Iowa, Iowa City, IA, USA

J. Martin-Torres
Centre for Astrobiology, Madrid, Spain

T. Stallard · H. Melin
Department of Physics and Astronomy, University of Leicester, Leicester, UK

O. Mousis
Institut UTINAM, CNRS, OSU THETA, Université de Franche-Comté, Besançon, France

N. Nettelmann
Universität Rostock, Rostock, Germany

B. Noyelles
Namur Centre for Complex Systems (NAXYS), University of Namur, Namur, Belgium

I. de Pater
University of California, Berkeley, USA

M. Pätzold · S. Tellmann
Rhenish Institute for Environmental Research, University of Cologne, Cologne, Germany

E. Quémerais
LATMOS, CNRS, Guyancourt, France

LILT	Low Intensity Low Temperature
MAG	Magnetometer (UP Instrument)
MMRTG	Multimission Radioisotope Thermal Generator
MWR	Microwave Radiometer (UP Instrument)
NAC	Narrow Angle Camera (UP Instrument)
NIR/MSIC	Visual and Near-Infrared Mapping Spectrometer and Multispectral Imaging Camera (UP Instrument)
ORS	Optical Remote Sensing
PDS	Planetary Data System
PI	Principal Investigator
PPS	Plasma and Particle Science (UP Instrument)
PSA	Planetary Science Archive
RPS	Radioactive Power Source
RPW	Radio and Plasma Wave Experiment (UP Instrument)
RSE	Radio Science Experiment (UP Instrument)
SSR	Solid State Recorder
TMT	Thirty Metre Telescope
TRL	Technology Readiness Level
UKR	Uranus Kilometric Radiation
UOI	Uranus Orbit Insertion
UP	Uranus Pathfinder

C. T. Russell

Institute for Geophysics and Planetary Physics, University of California Los Angeles, Los Angeles, USA

A. Sánchez-Lavega

University of the Basque Country, Bilbao, Spain

J. Saur

Institute of Geophysics and Meteorology, University of Cologne, Cologne, Germany

P. Schenk

Lunar and Planetary Institute, Houston, TX, USA

N. Sergis

Office for Space Research, Academy of Athens, Athens, Greece

F. Sohl

Institute of Planetary Research, DLR, Berlin, Germany

N. A. Teanby

School of Earth Sciences, University of Bristol, Bristol, UK

G. Tobie

LPG, CNRS, Université de Nantes, Nantes, France

J.-E. Wahlund

Swedish Institute of Space Physics, Uppsala, Sweden

UPMOC	Uranus Pathfinder Mission Operations Centre
UPQL	Uranus Pathfinder Quicklook
UPSOC	Uranus Pathfinder Science Operations Centre
UTIRM	Thermal Infrared Bolometer (UP Instrument)
UVIS	Ultraviolet Imaging Spectrometer (UP Instrument)
VLA	Very Large Array
VLT	Very Large Telescope
WFIRST	Wide-Field Infrared Survey Telescope

1 Introduction

The canonical architecture of the Solar System often groups the Gas Giant planets, Jupiter and Saturn, together with the Ice Giants, Uranus and Neptune, and refers to them as the giant planets. However, the importance of volatile materials (known as ices) such as methane in the interiors and atmospheres of Uranus and Neptune, the highly asymmetric configuration of their magnetic fields, and their different internal structure (amongst other things) clearly distinguish the Ice Giants as a very different class of planet. In order to unravel the origin and evolution of the Solar System one must understand all of its components. In this regard Uranus and Neptune are enigmatic objects with very poorly constrained interiors, magnetic fields, atmospheres, ring and satellite systems and magnetospheres, among just a few of the intriguing aspects of these systems. The importance of filling these gaps in our knowledge of the Solar System is particularly acute when trying to apply our understanding to the numerous planetary systems that have been discovered around other stars.

Uranus occupies a unique place in the history of the Solar System and the fundamental processes occurring within the uranian system confirm that its scientific exploration is essential in meeting ESA's Cosmic Vision goals (see Section 2, particularly Section 2.4 and Table 2). Table 1 illustrates the key properties of the uranian system. Uranus Pathfinder (UP) was proposed to the European Space Agency's Cosmic Vision 2015–2025 call for medium “M”

Table 1 Physical and orbital parameters of Uranus

	Equatorial radius ^a	25 559 ± 4 km (=1 R _U)
	Polar radius ^a	24 973 ± 20 km
	Mass ^b	14.5 M _E (1 M _E = 5.97 × 10 ²⁴ kg) ^d
	Rotation period ^c	17 h 14 m 24 s (±36 s)
	Obliquity ^a	97.77°
	Semi-major axis ^d	19.2 AU
	Orbital period ^d	84.3 Earth years
	Dipole moment ^e	3.75 × 10 ²⁴ A m ²
	Magnetic field strength ^e	Max: 1.0 × 10 ⁵
	(in uranographic equator)	Min: 7.7 × 10 ³ nT
	Dipole tilt ^e	−59.8°
	Dipole offset ^e	0.31 R _U (southward)
	Natural satellites ^f	27 (9 irregular)

^aSeidelmann et al. [48]

^bJacobson et al. [36]

^cDesch et al. [14]

^dNASA HORIZONS system:
[http://ssd.jpl.nasa.gov/
?horizons](http://ssd.jpl.nasa.gov/?horizons)

^eHerbert [31]

^f[http://ssd.jpl.nasa.gov/
?sat_discovery](http://ssd.jpl.nasa.gov/?sat_discovery) (Accessed 29
July 2011)

class missions in 2010. The mission concept called for the first orbiter of an Ice Giant and would open a new window on the origin and evolution of the Solar System, and the fundamental physical processes at work at giant planets. UP thus embodies the quintessential aspects of ESA's Cosmic Vision 2015–2025 providing important information on the origin and evolution of Uranus as the archetypal Ice Giant representing the missing link between our Solar System and planets around other stars.

The importance of an Ice Giant mission was highlighted in the 2011 NRC Planetary Science Decadal Survey [54] where it was noted “A mission combining an orbiter and a probe will revolutionize our understanding of Ice Giant properties and processes, yielding significant insight into their evolutionary history”. Although Neptune and its large satellite Triton are very interesting Solar System targets, Squyres et al. [54] note that risks associated with aerocapture at Neptune, the lack of optimal launch windows for Neptune over the coming decade, and long transfer times render a Uranus mission more attractive in the 2013–2023 time frame. The science priorities for a Uranus orbiter described by Squyres et al. [54] are similar to those for Uranus Pathfinder thus demonstrating considerable international consensus regarding the science goals and scientific return for such an orbiter. A mission to Uranus was discussed as a promising future mission in the previous decadal survey [3].

The scientific goals of UP are centred on three key scientific themes: (1) Uranus as an Ice Giant; (2) Uranus and its environment: An Ice Giant planetary system; and (3) A distinctively asymmetric magnetosphere. Due to the long transfer time from Earth to Uranus, the UP mission concept also calls for a significant cruise phase science programme involving flybys of small Solar System objects and answering fundamental questions about the transport of mass, energy and momentum from the Sun out into the heliosphere. In addressing these four themes (three prime science plus cruise phase) UP directly addresses two of the Cosmic Vision 2015–2025 themes “What are the conditions for Planet Formation and the Emergence of Life?” and “How Does the Solar System Work?”.

The UP mission concept is novel in attempting to explore such a distant Solar System target within the M class cost cap of 470 M€ (FY 2010). The nominal UP mission involves a launch on a Soyuz–Fregat launch vehicle in 2021 with a ≈ 15 -year cruise before entering into a highly elliptical science orbit around Uranus. To reduce cruise phase costs UP would be placed into a quasi-hibernation mode, similar to Rosetta [26] and New Horizons [21], and would make solar wind measurements en route to Uranus. UP would periodically come out of hibernation to downlink solar wind science data and spacecraft telemetry to Earth. The science payload has strong heritage within Europe and beyond and takes advantage of the latest in low-mass science instrumentation. With current technology a solely solar-powered mission to Uranus would be prohibitively expensive and challenging so as part of the mission concept development we have investigated radioisotope power sources (RPSs). The UP proposal shows that significant scientific missions can be carried out using RPSs that employ isotopes other than ^{238}Pu . The baseline RPS devices are

based around ^{241}Am which, as a waste product from the nuclear reactors, is readily available within Europe.

The mission has significant community support within Europe and worldwide as reflected by (i) the 169 scientists across the world (105 in Europe) lending their support to the mission; (ii) the key planetary objectives specified by numerous Uranus-related white paper submissions to NASA's Planetary and Heliophysical Decadal Surveys; and (iii) NASA's formal recognition of the relevance of Uranus Pathfinder for addressing key planetary science goals. Perhaps unsurprisingly, the level of community support is highest among early- and mid-career scientists, although there is significant support from senior levels of the community, many of who were involved in the Voyager 2 encounter with Uranus. More details on the UP mission concept and community can be found at <http://bit.ly/UranusPathfinder>.

2 Scientific objectives

The overarching theme for UP is the exploration of the origin, evolution and processes at work in Ice Giant planetary systems. Uranus is the centre of one of the Solar System's most interesting planetary systems and UP will study the fundamental processes at work on the planet itself (its interior and atmosphere) and in its planetary environment (magnetosphere, satellites and rings). The mission will provide observations and measurements that are vital for understanding the origin and evolution of Uranus as an Ice Giant planet, providing a missing link between our Solar System and planets around other stars. UP thus represents the quintessential aspects of the objectives of the European planetary community as expressed in ESA's Cosmic Vision 2015–2025.

Ice Giant planets account for more than 7% of the mass of the Sun's planetary system, and helped to shape the conditions we see in the Solar System today. The number of Uranus-sized extrasolar planets discovered to date, weighted by the likelihood of observing them, indicates that such planets are common in the Universe. The Ice Giants are fundamentally different from the Gas Giants (Jupiter and Saturn) in a number of ways and yet our exploration of the Ice Giants in our own Solar System remains very incomplete, with a significant number of fundamental questions unanswered. The earliest possible date for the arrival of a new spacecraft mission at Uranus (not necessarily UP) leaves a >40 year gap since the flyby of Voyager 2 in 1986 (e.g., [58], and references therein; [4, 59], and other articles in *J. Geophys. Res.* Volume 92 Issue A13 pages 14873–15375) and underlines the urgent need for new measurements. UP will provide new insights into the formation, bulk composition, and evolution of Uranus-mass objects in our Solar System and beyond. The measurements of atmospheric composition, structure and dynamics by UP will be of enormous value for interpreting telescopic observations of many exoplanets. Understanding the magnetosphere and radio emissions of Uranus will also be of immense value in understanding exoplanet magnetospheres.

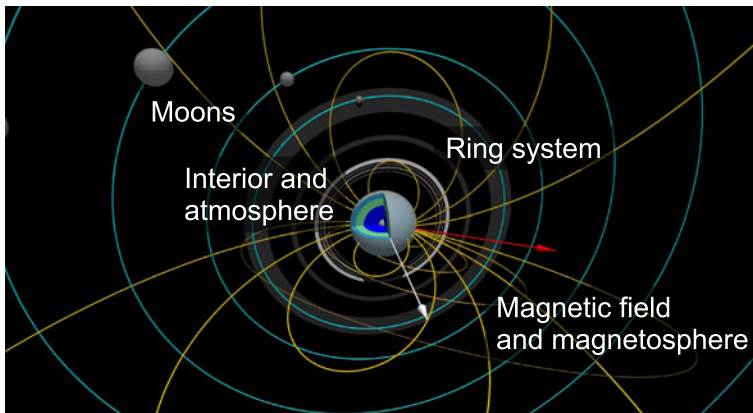


Fig. 1 Illustration showing the rich variety of science goals for the UP mission: variety of natural satellites, complex ring system, highly asymmetric magnetic field and magnetosphere, atmosphere and interior. The *white arrow* indicates the spin axis of Uranus whereas the *red arrow* indicates the magnetic dipole axis. The orbits of the five major satellites are shown in *blue* with magnetic field lines in *yellow*

Figure 1 illustrates the rich variety of science goals for the UP. This illustration is drawn from the perspective of the Sun during the Voyage 2 encounter and highlights one of the unique aspects of Uranus: its large 98° obliquity.

The prime scientific goals for UP are built upon three themes: (1) Uranus as an Ice Giant; (2) An Ice Giant planetary system; (3) An asymmetric magnetosphere. To focus this mission description on the prime science phase, the fourth theme consisting of cruise phase science will not be discussed here.

2.1 Uranus as an Ice Giant

The bulk composition and internal structure of the Ice Giants reflect their different formation environments and evolutionary processes relative to the Gas Giants (e.g. [27]) providing a window into the early Solar System. Jupiter is an H/He planet with an ice and rock mass fraction of 4–12% as inferred from standard interior models [45]. Uranus and Neptune seem to consist mostly of “ices” (H_2O , NH_3 , CH_4) and rocks, with smaller envelopes of H_2 and He, but current observations are only able to provide an upper limit of 85% on the ice and rock mass fraction [19].

The Nice model, proposed to explain the origin of the orbital parameters of the giant planets [65] predicts that Uranus formed closer to the Sun than its present location (but possibly further out than Neptune) and then migrated outwards (along with Neptune) scattering planetesimals and triggering the late heavy bombardment of the inner solar system. The composition of Uranus contains clues to the conditions in the protosolar cloud and the locations in which the planet formed, thus providing vital inputs to the further study of migration and the mass in the protosolar cloud (e.g., [9]). For instance, a sub-solar

C:O ratio could indicate formation at a distance where water (but not CH_4) was frozen. The common picture of gaseous planet formation by first forming a $10 M_E$ core ($1 M_E = 5.97 \times 10^{24}$ kg) and then accreting a gaseous envelope is challenged by state-of-the-art interior models, which instead predict rock core masses below $5 M_E$ [19, 45]. Uranus' obliquity and low heat loss may point to a catastrophic event and provides additional important constraints for planetary system formation theories (also see [5]).

The composition of the uranian atmosphere from remote sensing and/or in situ probing (elemental enrichments, isotopic ratios and noble gases) can be extrapolated to provide important clues about the bulk composition of the deep interior, and provides a window onto conditions in the solar nebula during the era of planetary formation. UP will reveal the fundamental processes that shape the formation, evolution, dynamic circulation and chemistry of Ice Giant atmospheres. There is currently no interior model for Uranus that agrees with all the observations, representing a significant gap in our understanding of the Solar System (see Fig. 2a for one such model). To develop improved models of Uranus' interior better compositional data must be obtained [30]. Understanding the internal structure of Uranus (the nearest Ice Giant) is essential for estimating the bulk composition of the outer planets, in particular their ice-to-rock ratio.

Planet interiors are initially warm and cool down as they age. Gravitational energy from material accretion is converted to intrinsic, thermal energy during formation and is steadily radiated away through their atmospheres. Thermal evolution models probe the energy reservoir of a planet by predicting its intrinsic luminosity. Such models reproduce the observed luminosity of Jupiter and Neptune after 4.56 Ga of cooling, independent of detailed assumptions

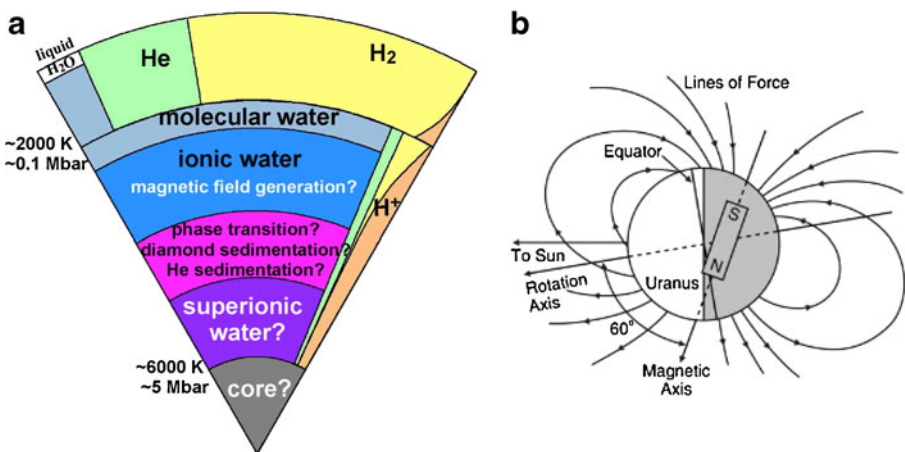


Fig. 2 Illustrations showing **a** a model of Uranus' interior that is consistent with the gravity and magnetic field data but not with Uranus' low luminosity (Nettelmann, private communication); **b** the configuration of Uranus' internal magnetic field [41]

about their atmosphere, albedo, and solar irradiation. The same models, however underestimate Saturn's luminosity and overestimate it for Uranus [20]. Indeed, Uranus' is so cold and its intrinsic luminosity is so low that, according to standard thermal evolution theory, Uranus should be more than 3 billion years older than it is (where the observational uncertainty in luminosity accounts for about 2 billion years). The intrinsic luminosity of Uranus [43] also has implications for understanding planetary dynamos and magnetic field generation. The unusual, but poorly constrained [33], configuration of Uranus' intrinsic magnetic field (see Fig. 2b) suggests some fundamental difference between the dynamos of Uranus and Neptune and those of the other planets [55, 56]. The field is also expected to have undergone secular change since the Voyager 2 epoch [8].

The small envelopes of H₂–He and substantial enrichment of heavy elements in the Ice Giants, the cold atmospheric temperatures relative to the Gas Giants (Jupiter and Saturn), and the extreme obliquity yield unique physicochemical conditions that cannot be found elsewhere in the Solar System. Uranus therefore provides an extreme test of our understanding of many aspects of planetary atmospheres, including: dynamics, energy and material transport, seasonally varying chemistry and cloud microphysics, and structure and vertical coupling throughout giant planet atmospheres. Uranus' weather layer (the troposphere and lower stratosphere) can be studied via infrared, sub-millimetre and microwave remote sensing (see Fig. 3) to reveal the atmospheric temperature structure, gaseous composition and distribution of cloud opacity. These parameters can be used to trace the dynamics, circulation



Fig. 3 Model of Uranus' interior compared with Uranus' appearance at multiple wavelengths, sensitive to reflection and scattering of reflected sunlight from uranian clouds and aerosols (first three are short-wavelength images from Voyager 2 (a), HST (b) and Keck (c)), and to thermal emission from atmospheric gases at longer wavelengths (last two images from the VLA (d) and VLT (e)). Although Uranus appeared relatively tranquil in images obtained by Voyager 2 due to obscuring tropospheric hazes, multi-wavelength imaging at longer wavelengths demonstrate the wide range of discrete cloud activity and the distributions of gaseous opacity sources on the Ice Giant. Credits: (a) NASA/JPL; (b) E. Karkoschka (University of Arizona, USA), Hubble Space Telescope and NASA; (c) H. Hammel (Space Science Institute, Boulder, USA), I. de Pater (University of California Berkeley, USA), W.M. Keck Observatory; (d) G. Orton (NASA JPL); (e) M. Hofstadter (NASA JPL)

and chemistry of the weather layer, both in terms of small-scale convective events (storms, plumes and vortices, like the discrete activity in Fig. 3 and planetary-scale circulation. Unlike the Gas Giants, Uranus exhibits a strong westward jet at its equator and seasonally variable circumpolar collars. Vertical sounding in the troposphere and stratosphere, as well as cloud tracking and the monitoring of dynamical tracers (e.g., hydrocarbons, condensable volatiles, disequilibrium species and microwave opacity sources) are essential to explain the stark differences in energy and material transport on gas and Ice Giants. Finally, the spatiotemporal mapping of stratospheric hydrocarbons and oxygenated species would reveal (a) the rich variety of photochemical pathways at work at 19.2 AU, and (b) the sources and variability of exogenic materials (from meteoritic bombardment or other impact processes) to understand the connection between an Ice Giant atmosphere and its immediate planetary environment (theme 2). Methane is the prime condensable which forms clouds in the upper troposphere (near the 1 bar level) while a number of hydrocarbons (e.g., acetylene and ethane) can form hazes in the stratosphere (<100 mbar level). Although it is not understood why the methane clouds are sparse and thin when methane comprises ~15% of the atmospheric mass.

On Jupiter and Saturn, two end-point scenarios have been suggested as the forcing mechanism for the jets: (1) deep internal convection driven by internal heat flux, and (2) shallow turbulence in the surface “weather” layer driven by thunderstorms and solar heating (see review in [66]). The observed low internal heat flux from Uranus and low occurrence of atmospheric turbulence raises questions about the contributions from both of these mechanisms. However, under the influence of strong rotation, turbulence has been shown to generate and maintain jetstreams by, for example, Showman [52] and Sayanagi et al. [47], i.e., large-scale turbulence acts in pumping the jets rather than dissipating them. Thus, the apparent lack of turbulence in Uranus’ atmosphere argues for a comparative study against the fully turbulent atmospheres of Jupiter and Saturn. Uranus Pathfinder’s high-resolution atmospheric imaging campaign will seek the turbulent processes that force the wind system. Great dark spots have recently been observed on Uranus [28] and turbulence in the form of small-scale eddies may also be involved in their formation, however, a complete theory is not yet available. Observations of Uranus’ atmosphere is crucial for understanding the energy and momentum cycle that powers jetstreams and large vortices in Ice Giant atmospheres.

On the other hand, the temperature in Uranus’ upper atmosphere (thermosphere and ionosphere) is several hundred degrees hotter than can be explained by solar heating. Moreover, this temperature is strongly correlated with season such that the upper atmosphere is more than 200 K hotter at solstice than at equinox [39]. Since the southern hemisphere was almost continually illuminated at solstice, the influence of the Sun must have a strong part to play in explaining the considerable temperature excess beyond the heating that the Sun can provide directly. The thermosphere and ionosphere form a crucial transition region between interplanetary space and the planet itself. Powerful currents, generated by electric fields imposed by the

magnetosphere of magnetised planets, may result in large energy inputs to the upper atmosphere due to Joule heating and ion drag. The energy from these sources may be tens to hundreds of times greater than that due to the absorption of solar extreme ultraviolet radiation. It seems likely that a key component of the required additional heating is driven by particle precipitation and/or the way in which varying magnetospheric configurations couple with the upper atmosphere to produce time-variable fields and currents. Magnetospheric particle precipitation driven by corotating plasma interactions with the moons and rings of Uranus may also play a role in the atmospheric energy budget. A similar excess temperature is also found in the saturnian and jovian upper atmospheres. Thus, this “energy crisis” is a fundamental problem in our general understanding of the workings of giant planet upper atmospheres. A mission to Uranus’ unusually asymmetric magnetosphere provides an opportunity to understand how insolation and particle precipitation from the solar wind and magnetosphere contribute to the energy balance in the upper atmosphere.


2.2 An Ice Giant planetary system

Uranus has a rich planetary system of both dusty and dense narrow rings and regular and irregular natural satellites. This unique example of a planetary system holds important information to help us unravel the origin and evolution of the Solar System. Ground-based observations have found changes in the rings and satellites since the Voyager 2 flyby indicating fundamental instabilities in the coupled ring–moon system [50] of clear importance for understanding the evolution of planetary systems. Study of the moons and rings of Uranus, in particular their composition and dynamical stability, the internal and subsurface structure of the moons, and the geological history of the moons (and how that relates to their formation) is important for understanding how the Solar System formed and evolved. The possibility that Uranus’ irregular satellites are captured Centaurs, trans-neptunian objects, or comets (e.g., [13]) would also contribute to understanding small Solar System bodies and may provide lessons for our understanding of the origin of life in the Solar System, particularly since objects exposed to the solar wind are subjected to very different space weathering processes than those protected from the solar wind within Uranus’ magnetosphere.

2.2.1 Ring system

The composition of the ring system provides significant constraints on planetary evolution models. Unfortunately, Voyager could not detect them in the infrared (the important wavelength range for ring composition) and so the composition of the rings is essentially unknown. The particle-size distribution of Uranus’ main rings was studied from Voyager 2 radio occultations but detected a surprising lack of centimeter-size particles [22]. High spatial resolution imaging of the narrow rings is needed to unravel the dynamics of their

Fig. 4 This composite image of Uranus' main rings in forward-scattered (*left*) and back-scattered (*right*) light shows that a network of dust structures is interleaved among the planet's dense main rings. The offset in the ϵ ring is due to its eccentricity. As the left-hand image is the only high-phase image ever taken of Uranus' rings (by the post-encounter Voyager 2), the detailed workings of the dust structures remain largely unknown. Credit: NASA/JPL



confinement and to confirm theories of self-maintenance and of shepherding by moons, which are relevant to other disk systems including protoplanetary disks (e.g., [16, 17, 22, 50]). The dusty rings also present challenges for existing theories [40]. Voyager's single high-phase image of the rings revealed a plethora of otherwise unknown dust structures (Fig. 4). Since the Voyager encounter in 1986, large-scale changes have been discovered in these rings, such as the apparent “displacement” (or disappearance and creation of) the innermost zeta ring [12]. Of particular interest is the newly discovered mu ring at $\sim 4 R_U$, which appears to be as blue as Saturn's E ring [11, 50]. More details of the structure of the rings and a first understanding of their evolution would be immensely valuable. Also of interest are the rings' interactions with Uranus' extended exosphere and their accretion/disruption interplay with the nearby retinue of small moons [11, 16, 50, 51].

2.2.2 Natural satellites

Uranus' five largest moons (Miranda, Ariel, Umbriel, Titania, Oberon—see Fig. 5) are comparable in size to the medium-sized moons of Saturn, although



Fig. 5 Voyager 2 images of the five largest moons of Uranus. Voyager passed closest to the innermost of these satellites and so the imaging resolution is best at Miranda, while Titania and Oberon were not imaged at sufficiently high resolution to resolve details of tectonic structures (Credit: Paul Schenk/NASA/JPL)

their mean densities ($\approx 1,500 \text{ kg m}^{-3}$, on average) are higher. The moons also have similar orbital configurations to those at Saturn, but Uranus' large obliquity results in significantly different insolation patterns, with one pole directed towards the sun during solstice. The observations performed during the flyby of Voyager 2 revealed signs of endogenic resurfacing, particularly on Miranda and Ariel, associated with tectonic systems and possibly involving cryovolcanic processes. As in the jovian and saturnian systems, tidal and magnetospheric interactions are likely to have played a key role in the evolution of the uranian satellite system. For instance, intense tidal heating during sporadic passages through orbital resonances is expected to have induced internal melting in some of the icy moons [61, 62]. One such tidally-induced melting event may have triggered the geological activity that led to the late resurfacing of Ariel. The two largest moons, Titania and Oberon have diameters exceeding 1,500 km and past melting events may have left liquid water oceans beneath their outer ice shells (e.g. [35]). The strongly inclined magnetic dipole moment of Uranus with respect to its spin axis generates time-variable fields near the moons at their synodic rotation periods. These fields will produce induction magnetic fields, which are diagnostic of the moons interior, in particularly with respect to the possible salty liquid sub-surface oceans in Titania and Oberon [46]. The tilt of the magnetic equatorial plane with respect to the ring plane also means that magnetospheric plasma and energetic particle irradiation of the moons varies strongly in time, peaking periodically as the moons cross the magnetic equator [57]. This pulsed mode of irradiation may have impacts on chemical evolution and transient activity of the moon surfaces and may be remotely detectable in terms of ultraviolet, X-ray, gamma, and energetic neutral atom emissions.

As the main natural satellites in the system, these five moons are assumed to be locked in the Cassini State 1, consisting of the spin-orbit 1:1 resonance and an equilibrium obliquity (e.g., [25, 48]). Departures from this Cassini State would give indications on the internal structure of the satellites, as proposed by Peale et al. [42] for Mercury. Moreover, a measure of their rotation frequency could reveal an internal ocean, as it is the case for Titan [37] and Europa

[23]. In the case of Miranda, a signature of the recent disruption of an orbital resonance forcing its inclination [60] could be seen in its obliquity.

Understanding the geologic evolution and tectonic processes of the five major satellites of Uranus suffers from incomplete Voyager imaging. Coverage was restricted to the southern hemispheres and the medium to low image resolutions (order of several kilometres per pixel, except for part of Miranda) only allow a limited characterisation of the major geologic units in the areas imaged by Voyager (e.g., [10]). The crater size-frequency distributions of the five satellites, used as a tool for age-dating of surface features and for assessing projectile populations and origins thereof, are known only for the southern hemispheres and at crater sizes larger than a few kilometres (e.g. [44]). The bulk composition of the moons are fundamentally important in constraining the origin of these bodies, although large uncertainties still exist on these parameters (e.g. [35]). The diversity of the medium-sized icy satellites in the uranian system demonstrates the complex and varied histories experienced by this class of object.

UP will reveal the nearly-unexplored uranian satellites by observing their Northern Hemispheres for the first time and by constructing extensive, multi-wavelength maps of the moons and rings that were not possible with Voyager 2.

2.3 The asymmetric magnetosphere

The configuration of each planetary magnetosphere in the Solar System is determined by the relative orientations of the planet's spin axis, its magnetic dipole axis and the solar wind flow. In the general case, the angle between the magnetic dipole axis and the solar wind flow is a time-dependent quantity and varies on both diurnal and seasonal timescales. Uranus presents a particularly special and poorly-understood case because this angle not only varies seasonally but because of Uranus' large obliquity the extent of diurnal oscillation varies with season. At solstice this angle does not vary much with time and Uranus' magnetic dipole simply rotates around the solar wind flow vector. This magnetospheric configuration is not found anywhere else in the Solar System. These significant asymmetries produce large-scale diurnal reconfigurations of the system on timescales of hours resulting in a twisted magnetotail topology [2, 63]. The near alignment of the rotation axis with the planet–Sun line during solstice means that plasma motions produced by the rotation of the planet and by the solar wind are effectively decoupled [49, 67]. In Sittler et al. [53] from Voyager 2 plasma observations they showed evidence for injection events to the inner magnetosphere likely driven by reconnection events every planetary rotation period when the dipole field is oppositely directed to the interplanetary field. Therefore, in contrast to Jupiter and Saturn, solar wind plasma may be able to penetrate deep within the magnetosphere despite the planet being a fast oblique rotator.

Because of this unique extreme orientation, Uranus' magnetosphere varies from a pole-on to orthogonal configuration during a uranian year (84 Earth

years) and changes from an “open” to a “closed” configuration during a uranian day. Such a rapidly reconfiguring magnetosphere with a highly asymmetric internal magnetic field at its core provides a challenge for current theories of how magnetospheres work. The UP mission, on-orbit for many months will bring new insights into understanding universal magnetospheric processes. Uranus also presents a special case because of its distant location in the heliosphere where the properties of the solar wind are very different from the other planets we’ve explored in detail. This provides opportunities to investigate fundamental processes such as magnetic reconnection and collisionless shocks under different parameter regimes and to extend our understanding of space weather.

These aspects make a study of Uranus’ magnetosphere—particularly close to solstice near the orbit insertion date of UP—a very important objective for understand how the Solar System works. They are not only essential in helping to understand how asymmetric Ice Giant magnetospheres work, but are also highly relevant in providing “ground-truth” for understanding exoplanet magnetospheres. UP will bring crucial constraints and fresh insights into how magnetospheres work and will fill the urgent need for new understanding to place the recent surge of exoplanet observations into context.

Along with the planetary magnetic field, the ionosphere of Uranus is the internal core of the magnetosphere. Models indicate that Uranus’ ionosphere is dominated by H^+ at higher altitudes and H_3^+ lower down [6, 7, 38], produced by either energetic particle precipitation or solar ultraviolet (UV) radiation. There has only been one spatially resolved observation of the UV aurora of Uranus [31], using a mosaic of Voyager 2 Ultraviolet Spectrograph (UVS) observations which mapped emission from H Lyman- α and the EUV H_2 band (Fig. 6, left). The emission appears patchy and is generally centred on the magnetic poles, being the brightest about midnight magnetic local time. There have been subsequent attempts to observe the aurora both in the far ultraviolet (FUV) using the Hubble Space Telescope [1] and in the IR using ground-based

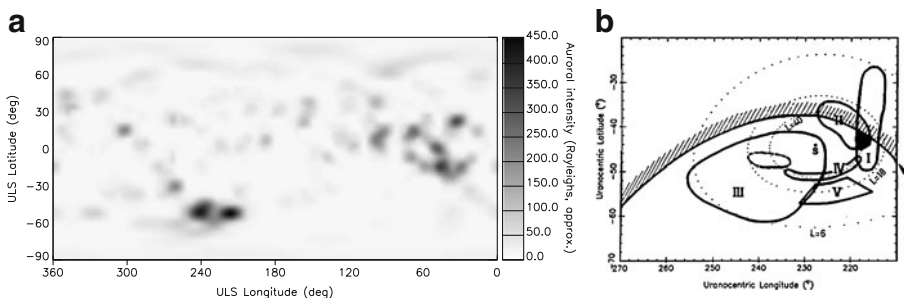


Fig. 6 (Left) H_2 band emission map showing auroral intensity, ranging between 0 and 450 Rayleighs, for both aurorae, overplotted on the mapped magnetospheric distances from the planet as L-shells in steps of two [31]. (Right) Source regions inferred for the most intense UKR component [68]

telescopes (e.g., [64]) but any spatially resolvable auroral features remain undetected. Recent analysis of observations of H_3^+ emissions from Uranus spanning almost 20 years [39] have revealed a phenomenon that is not seen at the other Gas Giants in our Solar System. As noted earlier, the temperature is strongly correlated with season, e.g., the upper atmosphere is more than 200 K hotter at solstice than at equinox. It seems likely that a key component of the required additional heating is driven by particle precipitation and/or the way in which varying magnetospheric configurations couple with the upper atmosphere.

Auroral emissions are also generated above the ionosphere at kilometric (radio) wavelengths (1–1,000 kHz) (known as Uranus Kilometric Radiation—UKR) which cannot be observed from Earth or by distant observers. Although the UKR emissions from the south pole are more intense than those from the north pole, the opposite was found to be true for emission in the H_2 band from the aurora [32]. As at other planets, UKR is thought to be generated by the Cyclotron Maser Instability (CMI) around the magnetic poles and therefore is a remote marker of planetary rotation. UKR displays a rich variety of components characteristic of Ice Giants (see Fig. 6, right), including unique features such as time-stationary radio sources (e.g. [15], and references therein, and [69]).

Understanding the circumstances under which these radio emissions are generated is of prime importance for using them to the detection of exoplanetary magnetic fields (important for the development and protection of life). Unlike our Solar System, eccentric and complex orbital characteristics appear to be common in other planetary systems, so that the understanding of radio emission produced by Uranus could have profound importance for interpreting future radio detections of exoplanets (e.g. [70]).

2.4 Summary: the scientific case for Uranus Pathfinder

In summary, there are significant and unexplained differences among Ice Giant, terrestrial, and Gas Giant planetary systems that point to very different formation and evolutionary histories. With its highly asymmetric magnetic field, large obliquity, and unusually low amount of emitted internal heat, Uranus is the Ice Giant that differs most from the other planets and provides several extreme tests of our understanding of planetary interiors, atmospheres, magnetospheres, rings and satellites. The interior, atmosphere, magnetosphere and planetary environment will be studied as one three-dimensional, intricately connected system. The response of Uranus to extremes of seasonal forcing due to its 98° obliquity will provide vital tests of our general understanding of atmospheres and magnetospheres and how they couple through the ionosphere. The rings and satellites will provide stark contrasts to those of Jupiter and Saturn enabling the study of a ring system unlike any other in the Solar System. Such work has important implications for our understanding of gravitating discs and planet–disc interactions. Furthermore, Uranus is the most accessible Ice Giant at an average heliocentric distance of 19.2 AU. Table 2

Table 2 The key scientific questions for UP and their relevance for ESA’s Cosmic Vision 2015–2025 goals

Theme	Science question	Cosmic vision
Uranus as an Ice Giant planet	What is the internal structure and composition of Uranus?	1.1/1.2/1.3/2.2
	Why does Uranus emit very little heat?	1.1/2.2
	What is the configuration & origin of Uranus’ magnetic field?	1.3/2.1/2.2
	What is the rotation rate of Uranus?	1.1/2.2
	How is Uranus’ weather and composition influenced by season?	2.2
Uranus’ Ice Giant planetary system	What processes shape chemistry and cloud formation on an Ice Giant?	2.2
	What is the composition of the uranian rings?	2.2
	How do dense rings behave dynamically?	2.2
	How do Uranus’ dusty rings work?	2.2
	How do the rings and inner satellites interact?	2.2/2.3
Uranus’ asymmetric magnetosphere	What is the nature and history of Uranus’ moons?	1.1/2.2/2.3
	What is the overall configuration of the uranian magnetosphere?	1.1/1.3/2.1
	How do the magnetosphere & ionosphere couple to the solar wind?	1.3/2.1
Cruise phase science	How are auroral radio emissions generated at Ice Giants?	1.2/2.1
	How does the outer heliosphere work?	2.1
	What can we learn from in situ observations of Centaurs?	1.3/2.1/2.3

highlights the key science questions for UP and demonstrates each question’s relevance for our exploration goals as expressed in ESA’s Cosmic Vision 2015–2025.

3 Mission profile

The next stage in the evolution of Ice Giant exploration requires an orbiter to expand on the flyby science carried out by Voyager 2. Uranus Pathfinder proposes to be the first spacecraft to enter orbit around an Ice Giant planet and undertake an orbital tour of an Ice Giant planetary system

3.1 Launch, interplanetary transfer and orbit requirements

Due to the M-class mission cost cap, launch vehicles for the M-class programme are restricted to Soyuz–Fregat, Rockot KM and Vega, of which only the former has the necessary performance to launch UP with a reasonable transfer duration. Soyuz–Fregat is highly reliable and proven technology and poses a low risk of failure. The baseline spacecraft design described in Section 5 is based on the Fregat ST fairing. There are a wide variety of launch opportunities for UP which are entirely compatible with the 2020–2022 launch window specified in the ESA M3 call.

Interplanetary transfers have been studied in detail. The UP interplanetary transfer utilises a sequence of gravity assists as is usual for deep space missions and many routes were identified. These included a variety of Venus, Earth, and Saturn gravity assists for example VVE (Venus–Venus–Earth), VEE,

EVVE, VEES (Venus–Earth–Earth–Saturn) or VVEES with a variety of Earth resonance options. Delta-V requirements for a mission to Uranus are not significantly larger than for a mission to Saturn. Mars usually extends the transfer duration and Jupiter will not be in a favourable position over the M3 launch window. UP does not depend critically on any particular solution except for the demands that sufficient injected mass is available for the nominal scientific payload. Chemical propulsion has been assumed for these studies but solar electric propulsion is expected to yield improvements to the transfer time, available Uranus orbits, or available payload mass. All studied transfers assume a launch from Kourou.

Soyuz–Fregat is restricted to a small range of escape declinations it can efficiently access. In some cases an assumption was made that UP would inject into an equatorial geostationary transfer orbit (GTO). Escape is then achieved by the use of a propulsion module to achieve the required V_{inf} and declination. This propulsion module separates from the remaining spacecraft before further deep space manoeuvres. A generic loss of Δv to cover finite thrust and plane changing has been included in these escape sequences. The injection mass vs. C_3 (characteristic energy) is consistent with ESOC analyses for Mars NEXT and Marco Polo missions.

Table 3 indicates several selections of interplanetary transfers. The duration of the interplanetary transfer is typically 15 years with a launch in 2021 and provides a spacecraft mass of $>\sim 800$ kg. Figure 7 illustrates one of these solutions.

The orbits provided by the transfers described above are almost polar (similar to the NASA Juno spacecraft at Jupiter) with a periapsis less than $2 R_U$, apoapsis between 123 and $391 R_U$, and periods between 60 and 313 days. These orbits are quite adequate for the science demands of UP although they

Table 3 Summary of the key characteristics of three selected interplanetary transfers for Uranus Pathfinder

Launch	2021	2021	2021
Uranus Orbit Insertion (UOI)	2037	2036	2037
Transfer duration (years)	15.5	15.0	15.8
Sequence	V–E–E–S	V–V–E–E	E–V–DV–V–E
Transfer margins	5% margin of delta-V 100 m/s delta-V for navigation Loss factor of 20% applied to capture delta-V.		5% fuel margin 100 m/s delta-V for launch Dispersion error and navigation. 5% gravity loss.
Orbit			
Periapsis	1.8 R_U (45,000 km)		1.1 R_U (28,100 km)
Apoapsis	391 R_U (10^7 km)		123 R_U (3.1×10^6 km)
Period	313 days		60 days
Remarks	Stays outside main rings during ring plane crossing Assumes launch to GTO with additional propulsion stage for escape (similar to Marco Polo)		Inside μ ring during ring plane crossing. Direct escape—consistent with Mars Express

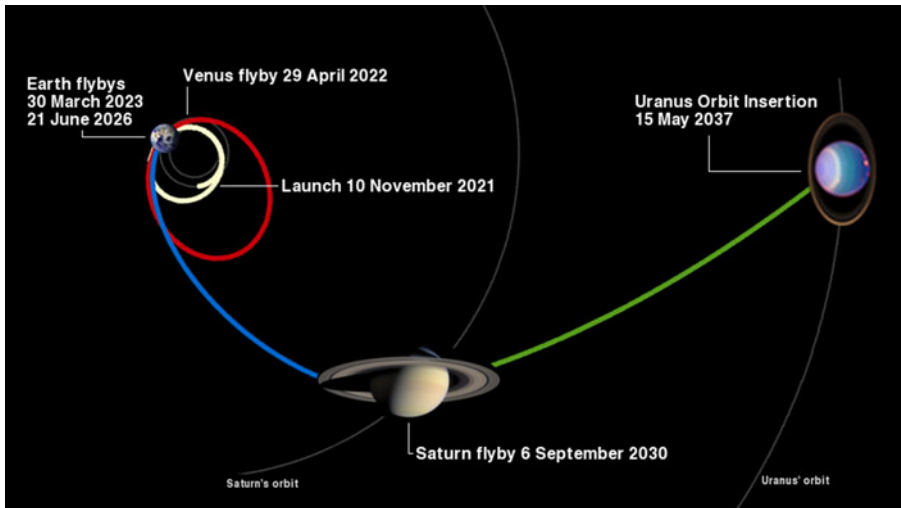


Fig. 7 Example trajectory for UP

complicate the development of an orbital tour for the uranian system. The details of such a satellite tour were not studied as part of the development of the UP concept but are of particular importance for Theme Two of the science case. The study of such a tour is a requirement for the assessment phase. Studies for the NASA Planetary Decadal Survey [34] have shown that such a tour is possible with a near-polar orbiting spacecraft. Close flybys of at least one of the major moons (preferably Titania or Oberon due to the possible presence of internal oceans) would represent an opportunity for significant advances in studying the origin and evolution of the natural satellites of Ice Giants.

The ring system of Uranus is poorly understood and presents a significant hazard uncertainty inside 52,000 km ($2.06 R_U$). In Table 3 we demonstrate an interplanetary transfer which has a periapsis at 28,100 km (but a ring plane crossing at 36,700 km inside the ζ ring). Such an option would be suitable for UP if more information on the ring system becomes available during the study phase. To improve our knowledge of Uranus' gravity field requires a periapsis inside $1.5 R_U$ where the spacecraft can be tracked outside of eclipse—inside of $1.1 R_U$ there is sufficient drag from the atmosphere to degrade the gravity measurements. In principle the periapsis for two of the solutions in Table 3 could be reduced later in the mission thus permitting a more expanded programme of gravity science. This might be achieved using moon flybys.

The relatively low telemetry rates at Uranus' heliocentric distance require an orbital period sufficiently long to allow downlink of science data taken near periapsis. The orbits provided by the interplanetary transfer options in Table 3 span a range of reasonable options to satisfy these demands. Longer orbits also restrict the amount of data that can be taken since the power available

Table 4 Telemetry rates and data volumes per downlink for a variety of ground stations and bands

Ground station and band	Figure of merit (dB)	Telemetry rate (kbit/s)	Volume per 8 h down-link (Mbit)
New Norcia (X)	49.5	2.0	56
Cebreros (X)	50.8	2.7	75
Cebreros (Ka)	55.7	8.3	230

from radioactive power sources will diminish over time, limiting the number of orbits that can be executed. During the assessment phase a trade study will be conducted to estimate the amount of science data obtained during periapsis as a function of the orbital period.

3.2 Ground segment and mission operations concept

Ground activities during the UP cruise phase must be minimised due to the long interplanetary transfer, with launch and early operations managed at low cost within ESOC following the model of Rosetta. ESA ground station usage will be limited to tracking and cruise data downlink every few weeks similar to New Horizons. The science operations centre (UPSOC) will be established during the six months prior to Uranus orbit insertion (UOI) to support important upstream observations before orbit insertion.

Telemetry, tracking and control for UP is based around X- and Ka-band communications to ESA ground stations. Table 4 shows estimates of telemetry rates and data volumes for UP. These estimates assume a 3.5 m high gain antenna (HGA) with 30 W power input and 50% travelling wave tube antenna efficiency (15 W transmitted power). We have calculated the telemetry rates and data volumes possible from two ESA ground stations in both X and Ka band. The table also shows the figures of merit (antenna gain/noise ratio) used for each station. In each case these telemetry rates have been subjected to a 20% margin. We obtain data volumes of between 56 and 230 Mbit per 8 h downlink. These (X-band) values are consistent with calculations for Laplace/EJSM/JGO scaled for Earth–Uranus distance and transmitter power. For UP we have conservatively baselined 75 Mbit per downlink over Ka band. This data volume is sufficient to meet the science goals set out in Section 2.

Figure 8 illustrates the ground segment for UP. The spacecraft will be managed by the mission operations centre (UPMOC) and will utilise existing ESA technologies for efficient mission management (e.g., SCOS2000). The science operations centre (UPSOC) will have responsibility for archiving, provision of quicklook data, and for providing the interface between the instrument teams and UPMOC. Observing plans will be developed by the instrument teams and UPSOC and passed to UPMOC for uplink to UP. Observing plans for each periapsis pass will be developed near apoapsis and uplinked on the inbound leg of each orbit. Mission operations during cruise will be minimised to reduce costs, with UP in a spin-stabilised survey mode monitoring the solar wind.

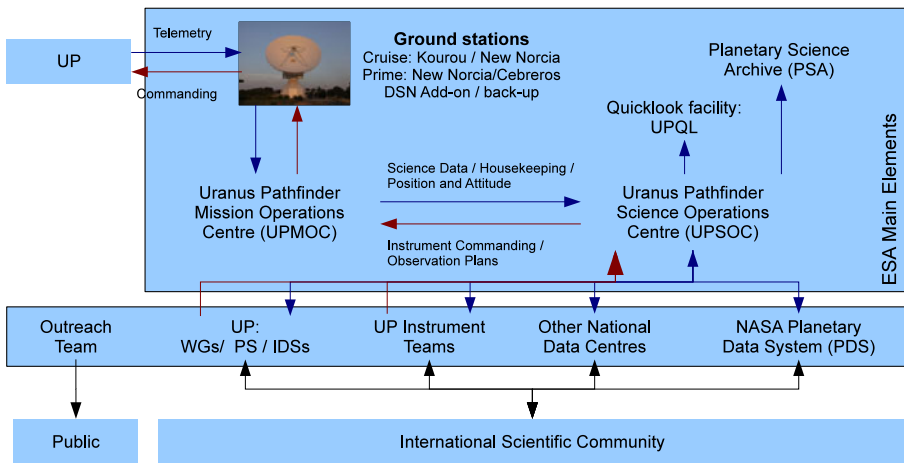


Fig. 8 Ground segment for UP

Science operations will be managed from an operations centre located at the European Space Operations Centre (ESOC). A system of project scientists, principal investigators, co-investigators, interdisciplinary scientists and working groups will be set up to exploit the huge science return from UP. The UP ground segment emphasises the significant interaction between the UP project and the wider scientific community, including specific community groups such as Europlanet. The data handling pipeline for UP follows the familiar and well-established pipeline for existing ESA missions (e.g., Mars Express, Venus Express, Rosetta, Cluster) and does not require additional development costs. Data will be stored on solid state recorders (SSR) on the spacecraft for regular downlink and will be processed by UPMOC and provided to UPSOC who will generate level 0 and quicklook data products, the former of which will be archived in ESA’s Planetary Science Archive (PSA) and NASA’s Planetary Data System (PDS). The quicklook data products will be served by a “quick look” service UPQL similar to the successful CSDS service implemented for the ESA Cluster mission. This will provide quick look access to raw imaging and time-series data to facilitate efficiently achieving the UP science goals. Level 0 data will be further calibrated and reduced by instrument teams who will provide higher level data products for archiving within PSA, PDS and other national data centres as appropriate. These higher level products will be provided a year after their receipt on the ground. A Data Archive Working Group and Archive Scientist will oversee this process. The data rights policy for UP is in compliance with established ESA rules concerning information and data rights and release policy. Instrument teams will have a proprietary six month period in which they can exploit their datasets after which the data will be placed in the public domain in PSA and PDS.

3.3 Support from ground-based observations

Since Voyager 2 visited Uranus, scientists have relied on remote sensing observations from the ultraviolet through the microwave to constrain models of Uranus' atmosphere, rings and satellite system. These observations have been acquired by space-based observatories (Hubble, Spitzer, Herschel, ISO, etc.) and ground-based facilities (Keck, Gemini, VLT, IRTF and the VLA). In some cases these provide crucial information that could not be obtained from any reasonable Uranus orbiter (such as high spectral resolution). In other cases, they provide a long temporal baseline of contextual imagery to show how the uranian system evolves with time between spacecraft encounters.

Following well-established programmes of ground-based support for Galileo, Cassini, New Horizons and Juno, the UP consortium will apply for a sequence of regular observations from a range of observatories in the years preceding UOI. Observatories in the 8–10 m class (e.g., ESO/VLT, Subaru and Keck) could all contribute to the growing database of observations of Uranus. We also envisage enlisting the capabilities of the E-ELT (European Extremely Large Telescope), the ALMA sub-millimeter array and the TMT (Thirty Metre Telescope), as and when they can be tested for their sensitivity to Uranus. These observations will provide important contextual information for the UP mission and will extend UP's exploration beyond the nominal mission lifetime as ground-based observers follow up on the key discoveries of the ESA UP mission.

UP will also operate in synergy with other missions which may be flying in the 2036 timeframe, including the successors to the visible and infrared space-based observatories of the coming decade (e.g., JWST, WFIRST), proposed US missions to the outer Solar System (e.g., Argo to Neptune/Triton, see [29] and [54]), and missions in the inner heliosphere.

4 Proposed model scientific payload

The UP model scientific payload incorporates a focused set of high TRL (technology readiness level) scientific instruments with heritage from recent missions (e.g., Cassini, Rosetta, Mars Express, Dawn, New Horizons) and future missions (e.g., Juno, Laplace/EJSM). To aid in managing the demands of a resource-limited spacecraft such as UP the scientific payloads will be combined following the model set by Rosetta. Careful placement of scientific instruments will also aid in making the most use of particular spacecraft attitudes—for example we envisage that all the optical remote sensing (ORS) instruments will be placed on the same side of the spacecraft and approximately bore-sighted similar to New Horizons and the Cassini orbiter. Table 5 documents the scientific payload for UP and shows the rich European flight heritage of this payload and its high TRL. The requirements of these instruments for

Table 5 Model scientific payload for UP with TRL and heritage

Instrument	TRL	Heritage
Magnetometer (MAG)	9	Cassini/MAG, Double Star/MAG Rosetta/RPC Solar Orbiter
Plasma and Particle Science (PPS)	8 / 9	Rosetta/RPC-IES Cassini/CAPS-ELS New Horizons/PEPPSI THEMIS/SST
Radio and Plasma Wave Experiment (RPW)	8 / 9	Cassini/RPWS, STEREO/Waves, RBSP, BepiColombo/MMO/PWI
Microwave Radiometer (MWR)	7 / 8	Juno/MWR
Thermal Infrared Bolometer (UTIRM)	5	LRO/Diviner BepiColombo (detectors)
Visual and Near-Infrared Mapping Spectrometer (NIR/MSIC)	> 5	New Horizons/RALPH Mars Express/OMEGA Juno/JIRAM Rosetta/VIRTIS Dawn/VIR
Ultraviolet Imaging Spectrometer (UVIS)	> 5	Cassini/VIMS BepiColombo/PHEBUS Mars Express/SPICAM-UV Venus Express/SPICAV-UV Cassini/UVIS
Narrow Angle Camera (NAC)	> 5	EJSM-JGO/HRC Mars Express/SRC New Horizons/LORRI
Radio Science Experiment (RSE)	9	Venus Express/VeRa Rosetta/RSI

A TRL of 5 indicates that the technology has been tested in a simulated environment, a TRL of 7 indicates the availability of a prototype that is close to the planned operational system, and a TRL of 9 indicates that the system in its final form has been used under actual mission conditions

meeting the scientific goals (Table 2) of UP are given in the traceability matrix in Table 6. The total mass for these instruments, including appropriate design maturity margins ranging between 5% and 30%, is 62.6 kg and they draw 88.1 W when fully operating.

5 Spacecraft key issues and technological developments

UP is compatible with existing mission platforms such as Rosetta and Mars/Venus Express [18, 24] and will be built using this existing heritage. The critical issues that drive the design of the spacecraft and mission are a) spacecraft mass, b) electrical power source, c) thermal control, d) expected data volumes and bandwidth, and e) minimising costs during the cruise phase. In this section we address these critical issues and some spacecraft design issues.

Table 6 Traceability matrix showing how each instrument in the Uranus Pathfinder model payload maps to the key science questions for the science case presented in Section 2

Theme	Science goal	NAC	UVIS	NIR/MSIC	UTIRM	MWR	MAG	PPS	RPW	RSE
Uranus as an ice giant planet	What is the internal structure and composition of Uranus?			2	1	1	1			1
	Why does Uranus emit very little heat?		2	2	1	1	3			2
	What is the configuration and origin of Uranus' highly asymmetric magnetic field?						1	2	3	
	What is the rotation rate of Uranus?	2	2	3	3	1	1	3	1	2
	How is Uranus' weather structure and composition influenced by its unique seasons?	1	2	1	1	1				
Uranus' ice giant planetary system	What processes shape atmospheric chemistry and cloud formation on an ice giant?	2	2	2	1	3				
	What is the composition of the uranian rings?		2	1						
	How do dense rings behave dynamically?	1	3	2						2
	How do Uranus' dusty rings work?	1						3	2	
	How do the rings and inner satellites interact?	1	2	1						
Uranus' asymmetric magnetosphere	What is the nature and history of Uranus' moons?	1	2	1		1	1	2	2	1
	What is the overall configuration of the uranian magnetosphere?		1	2		1	1	1	1	2
	How does magnetosphere-ionosphere-Solar Wind coupling work at ice giants?		1	2		1	1	1	1	2
	How are auroral radio emissions generated at ice giants?		2	2		1	2	1	3	

The numerical code indicates the importance of that particular instrument in answering each scientific question where (1) indicates a Tier 1 (essential instrument), (2) a Tier 2 instrument (could make important contributions), and (3) a Tier 3 instrument (would add useful information)

5.1 Electrical power

Estimating that 200 W of electrical power is required to operate the spacecraft platform and scientific payload we can estimate the area of solar panels required to operate UP as a solar powered mission. The power from the solar panels can be written as $P = \epsilon A(L/4\pi r^2)$ where L is the luminosity of the Sun, r is the distance from the Sun to the Earth, ϵ is the efficiency of the solar panels, and A is the area of the solar panels. Using the solar panels on Rosetta as a baseline [26] where $A = 64 \text{ m}^2$, $r = 5.25 \text{ AU}$ and $P = 395 \text{ W}$ we can write $P_{\text{UP}}/P_{\text{Rosetta}} = (5.25/19.2)^2 A_{\text{UP}}/A_{\text{Rosetta}}$. Hence, following this scaling the UP solar panels need to be at least 440 m^2 and in practice much higher due to the fall-off in solar panel efficiency at low intensities and low temperatures (LILT). This is not feasible within the M-class programme due to launch mass, low TRL for LILT solar arrays, and operational complexity. Hence, UP requires electrical power from radioactive power sources (RPS). This is the key technological development for UP and such technology is already in development through ESA contracts. The development of a European RPS system is driven by a) the costs of fuel production and the management of associated safety aspects, b) the requirement that these devices be at TRL 5–6 (including launch safety) by 2015, c) thermal and physical accommodation on a spacecraft, and d) operation for more than 15 years. These specifications make them viable candidates for UP.

In terms of radioisotopes, ^{238}Pu and ^{241}Am are the best candidates, although the decay heat per unit mass of ^{241}Am (0.11 W kg^{-1}) is 1/5 that of ^{238}Pu (0.57 W kg^{-1}). This difference in efficiency must be managed at a system level which implies that a Stirling-type converter must be used for a ^{241}Am -based device. The baseline RPS devices are based around ^{241}Am (in the form of Am_2O_3), which is obtained from processed spent fuel rods from nuclear reactors. The ^{241}Am is the decay product of ^{241}Pu (with a half life of 14.4 years) which is present in the form of PuO_2 in spent fuel and so pure ^{241}Am is directly obtained and does not require complex processes to separate ^{243}Am and ^{241}Am directly from the spent fuel rods. This processed spent fuel has been in storage in France and the United Kingdom for 20 years and thus a supply for pure ^{241}Am is readily available within Europe and will not be a barrier to the use of an ESA RPS on UP (see the following press release for more information <http://www.nnl.co.uk/news/nnl-wins-1-million-space-batteries-contract.html> Accessed 26 July 2011).

Should this programme fail to produce a viable RPS unit in time for the M3 programme our mitigation strategy is to use a NASA-provided Multi-Mission Radioisotope Thermoelectric Generator (MMRTG) or Advanced Stirling Radioisotope Generator (ASRG) device to power the spacecraft and scientific payload. Our power and mass budgets allow for this eventuality, and the switch to this alternative power source does not present a mission-critical issue, nor does it affect the ability of the mission to carry out its scientific programme. As noted above, the specific power of an ^{241}Am -based device is less than that of a ^{238}Pu -based device because the specific thermal power of

^{238}Pu is five times that of ^{241}Am . Also, ^{241}Am is a more prodigious neutron and gamma ray emitter than ^{238}Pu thus requiring more shielding mass. Hence, the use of a ^{241}Am device represents a “worst case” scenario in terms of specific electrical power; switching to an alternative MMRTG or ASRG device represents a gain in platform/payload mass and available electrical power.

5.2 Thermal control

Thermal control is an important driver of every mission and UP is no exception; for UP this is challenging due to extreme differences in thermal environment between Venus and Uranus and the continuous supply of thermal energy from RPS units. Such thermal control issues can be adequately managed by modifying existing designs from Rosetta and Mars/Venus Express. Established combinations of heaters, radiators and louvers will enable these thermal issues to be addressed. We have estimated that $\sim 45\text{ W}$ will be required to maintain an internal spacecraft temperature of -10°C against losses to space. This estimate is based on a spacecraft of similar size to Mars Express covered with multi-layer insulation (MLI). We do not assume that this power can be derived from dissipation of heat from internal equipment and include 45 W in the power budget for electrical heaters (in addition to instrument heaters). Efficient mission operations will ease these demands. Shunt resistors to manage the power from the RPS units can be externally or internally mounted to help heat the spacecraft. Spot heating might be provided by radioactive heating units (RHU), potentially based on ^{241}Am .

5.3 Planetary protection

Planetary protection requirements are less stringent at Uranus permitting the use of existing spacecraft bus designs (e.g., Rosetta, Mars Express). Uranus is listed as Class II for planetary protection purposes and so the study phase only requires mission analysis and design to minimise the risk of a collision between the orbiter and any sites of potential prebiotic interest, such as the moons Titania and Oberon.

5.4 Radiation constraints

Uranus has a fairly benign radiation environment (compared to Jupiter) and has radiation belts of roughly the same intensity as Saturn but which are less intense than at Earth. SPENVIS (SHIELDDOSE-2) was used to estimate a total mission radiation dose of 20 kRad behind 4 mm of aluminium. Most of this dose comes from the cruise phase (18 kRad) and was estimated from near-Earth interplanetary space. The radiation dose per orbit of Uranus (0.2 kRad) was estimated from terrestrial radiation models with the UP orbits scaled down by the relative planetary sizes. This gives a dose of 2 kRad for the prime mission of ten orbits.

5.5 Attitude and orbit control

Attitude and orbit control (AOCS) for UP will be achieved by a combination of thrusters and reaction wheels with solid heritage from Mars/Venus Express and Rosetta. During cruise phase the spacecraft will be spin stabilised to minimise deterioration of the reaction wheels and simplify operations. During the prime mission UP will be three-axis stabilised using a combination of reaction wheels and thrusters. Three-axis stabilisation is required for the relatively long integration times required by ORS instruments. The use of RPS units for electrical power gives UP a low inertia compared to a spacecraft using solar arrays thereby allowing UP to slew rapidly to view multiple targets.

5.6 On-board data management

On-board processing will be restricted due to mission mass and power constraints but each instrument, particularly those that operate in a survey mode such as the magnetometer, will have some intelligent processing capability able to retain interesting data at a higher cadence than nominal. The estimated data volumes total 4.1 Gbit per orbit. On-board storage of data on SSRs for downlink at a later date is common amongst deep space missions and UP will use solutions similar to Venus Express and Rosetta; UP will have 12 Gbit of on-board capacity in three 4-Gbit SSR modules, facilitating redundancy in case

Table 7 Power budget for Uranus Pathfinder including design maturity margins

Subsystem	Downlink [W]	MAG/RPW/PPS [W]	ORS [W]
Platform	162	132	132
Avionics	24	24	24
Communications	36	6	6
AOCS	24	24	24
Propulsion actuators	12	12	12
Thermal control	54	54	54
Power	12	12	12
Science payload	21.8	36.6	56.4
MAG	2*	5.3	2
PPS	2*	7.7	2*
RPW	2*	7.8	2*
MWR	2*	2*	2*
UTIRM	2*	2*	5.2
NIR/MSIC	2*	2*	7.8
UVIS	2*	2*	14.4
NAC	2*	2*	15.2
RSE	5.8	5.8	5.8
Total	183.8	168.6	188.4
Net	8.2	23.4	3.6

All powers are given in watts and include margins on the power source (providing 192 W maximum including margin) and on each individual instrument. Because the 192 W provided by the RPS units cannot operate all instruments simultaneously a number of operational scenarios are given and shows that the power supplied by the RPS units is sufficient to enable science operations

of the failure of a module. UP can downlink 75 Mbit per day (Table 4). Over a 60-day orbit, where downlinking only occurs on 56 days to account for periapsis science operations, 4.2 Gbit can be downlinked exceeding the demands of the scientific payload. The mission would still be viable if two of the three SSRs failed.

5.7 System budgets

Our estimate of the available power from two RPS units is 192 W including margins. During downlink manoeuvres we estimate that the platform draws 162 W whilst nominally drawing 132 W. Clearly this requires significant observation planning and resource management since the full scientific payload draws 88 W. Table 7 presents several examples of operational power management scenarios during different spacecraft operations/scientific campaigns.

The total dry mass for UP (including all margins) evaluated to 836.1 kg and meets the launch capability of Soyuz–Fregat with an 8% margin (see Table 8

Table 8 Mass budget for Uranus Pathfinder including design maturity margins

Subsystem	Mass (including margin) [kg]
Scientific payload	62.6
Magnetometer (MAG)	2.2
Plasma and Particle Science (PPS)	7.2
Radio and Plasma Wave Experiment (RPW)	6.3
Microwave Radiometer (MWR)	14.4
Thermal Infrared Bolometer (UTIRM)	1.3
Visual and Near-Infrared Mapping Spectrometer (NIR/MSIC)	11.6
Ultraviolet Imaging Spectrometer (UVIS)	6
Narrow Angle Camera (NAC)	12
Radio Science Experiment (RSE)	1.6
Radioisotope power system	192
Structure (inc. harness and mechanisms)	81.6
Communications	60
Data handling	24
AOCS	60
AOCS fuel	40
Thermal control	48
Radiation shielding	12
Propulsion and associated structure	116.2
<i>Nominal dry spacecraft mass</i>	<i>696.8</i>
System level margin (20%)	139.4
<i>Total dry mass</i>	<i>836.1</i>
Propellant mass	690.1
<i>Total wet mass</i>	<i>1526.3</i>
Escape stage mass (inc. margin)	218
Escape stage propellant	1080.4
<i>Total launch mass</i>	<i>2824.7</i>
Launch vehicle performance	3080
Excess launch capability	255.8 (8%)

Minor differences between the quoted total masses and those obtained from summing the masses of the components are due to rounding values from the mass budget spreadsheet

for the mass budget for UP). The overall system configuration was designed around a Mars Express-type platform and so it is not entirely unexpected that the total dry mass is very similar to that for Mars Express. This clearly shows that important and distant Solar System targets can be reached by a Soyuz–Fregat launch vehicle.

6 Communications and outreach

A European mission to a mysterious and distant world like Uranus provides a unique public engagement opportunity. Pictures of distant bodies in the Solar System capture the public's imagination and attract school children and higher-level students to physics and astronomy. Planetary research also continues to grab headlines in the press, both in traditional print and new media. Uranus' moons are named after literary characters from the works of William Shakespeare and Alexander Pope, providing a particularly exciting opportunity to engage with a wider community than any previous mission by exploiting this link to the arts. We envisage a range of activities, particularly in schools and linked to national educational curricula.

Europe has extensive expertise and experience in delivering an outreach programme centred on giant planets through the ESA–NASA Cassini–Huygens mission. The UK in particular has had many successes in engaging the public in Cassini–Huygens through programmes organised through the Royal Observatory, Greenwich and the Royal Astronomical Society, and also recently in a variety of activities related to the ESA Herschel mission. Outreach in the amateur astronomy community would also enable interesting and potentially valuable “citizen science projects”. The outreach team will also utilise links with national public engagement stakeholders (e.g., Germany Physical Society, Royal Society, European Space Education and Research Office).

The long duration of the UP mission provides an excellent public engagement opportunity in which school children “Pathfinder kids” can follow the mission developments as they proceed through their classes learning ever-more details about planetary exploration and the processes occurring therein. Special public engagement campaigns centred around key mission milestones such as the gravity assists and UOI will maintain public interest and awareness. This also provides a perfect example for showing the public the length of space missions necessitated by the enormous scale of the solar system, but also the resulting ambitious goals that can be achieved.

7 Conclusions

Uranus is an enigmatic world of extremes, a key component of our Solar System that the Cosmic Vision should seek to explore and explain if we hope to understand the origins, evolution and fundamental physicochemical

processes, both in our planetary system and in those around other stars. Exploring the physicochemical processes at work within our Solar System will provide insights into its formation and evolution, helping to answer scientific questions of the highest importance, including some of the main objectives of ESA's Cosmic Vision 2015–2025. A mission to the Uranus system directly addresses important aspects of two of the Cosmic Vision themes: “What are the conditions for Planet Formation and the Emergence of Life?” and “How Does the Solar System Work?” Furthermore, in addressing the origins and evolution of Uranus-mass objects we directly address topics that are important for current and future exoplanet research. The use of a comprehensive but focused suite of advanced scientific instrumentation on a robust ESA orbiter, with significant flight heritage from Rosetta, Mars/Venus Express and Bepi-Colombo, will provide significant potential for new discoveries and solutions to unresolved questions on the frontier of the outer Solar System.

UP can be implemented effectively using existing spacecraft platforms such as Mars Express/Rosetta but can also significantly drive technology developments such as European capability in radioisotope power and heat sources. Similar to any space mission, UP obviously benefits from international collaboration. In the case of UP this would enable a larger mission, shorter interplanetary transfer, the possibility for an atmospheric descent probe, and the leverage of international expertise which is naturally spread across the globe. The UP Consortium contains the complete body of expertise for successful exploitation of an Ice Giant orbiter mission. The UP mission concept reveals how much can be achieved within the ESA “medium-class” mission cost cap and demonstrates the heights to which ESA's Cosmic Vision can and should reach.

Although UP has not been selected for the assessment phase for the M3 programme a Uranus mission has been highly rated by the 2011 NRC Planetary Decadal Survey 2013–2023 with a Uranus “flagship” class mission rated third in priority. Future European opportunities will be exploited should a NASA-led Uranus mission not be selected. The UP mission concept and science case demonstrates the need to explore the outer Solar System and the technical challenges which that entails. Technological advances in the fields of low-mass instrumentation, solar power, radioisotope power sources, and ion propulsion will enable such missions to be carried out whilst lowering risk and cost.

Acknowledgements CSA was supported by a Science and Technology Facilities Council Post-doctoral Fellowship. LNF was supported by a Glasstone Fellowship at the University of Oxford. We wish to thank EADS Astrium and Systems Engineering and Assessment Ltd. for their assistance with this study.

Appendix A

The 165 individuals (109 in Europe, in 67 institutes in 13 countries) listed below support the UP mission.

Argentina

Instituto de Astronomía y Física del Espacio
Cèsar Bertucci

Belgium

Royal Observatory of Belgium
Ozgur Karatekin
Université de Liège
Aikaterini Radioti, Bertrand Bonfond, Denis Grodent, Jacques Gustin,
Jean-Claude Gérard
University of Namur
Benoît Noyelles

Czech Republic

Institute of Atmospheric Physics, Prague
Benjamin Grison, Jan Soucek, Ondrej Santolik, Vratislav Krupar

France

Centre d'Etude Spatiale des Rayonnements
Nicolas André
CNRS-UJF, Laboratoire de Planétologie de Grenoble, Bâtiment D de physique, Grenoble
Mathieu Barthélémy
IAS, Université Paris Sud
Yves Langevin
IMCCE
Valery Lainey, Jacques Laskar, Nicolas Rambaux
Laboratoire AIM, Université Paris Diderot/CEA/CNRS
Sebastien Charnoz
LATMOS
Francois Leblanc, Eric Quémerais
LESIA, L'Observatoire de Paris
Baptiste Cecconi, Carine Briand, Daniel Gautier, Laurent Lamy, Olga Alexandrova, Philippe Zarka, Pierre Henri, Regis Courtin, Renée Prangé, Sandrine Vinatier
LPCEE, Orléans
Aurélie Marchaudon
LPG, CNRS-Université de Nantes
Gabriel Tobie
LPP, Ecole Polytechnique
Patrick Canu
Observatoire de Besançon
Jean-Marc Petit, Olivier Mousis
ONERA

Christophe Bruno
Université de Versailles
Ronan Modolo

Germany

DLR
Frank Sohl
Freie Universität Berlin
Gerhard Neukum, Stephan van Gassel
Max Planck Institute for Solar System Research
Ulrich Christensen, Norbert Krupp, Elias Roussos
Technical University Braunschweig
Karl-Heinz Glassmeier
Universität der Bundeswehr München
Thomas Andert, Bernd Häusler
University of Cologne
Fritz M Neubauer, Martin Pätzold, Joachim Saur, Silvia Tellmann
Universität Rostock
Nadine Nettelmann

Greece

Academy of Athens
Nick Sergis

Hungary

FKFI Research Institute for Particle & Nucl. Physics
Geza Erdős, Karoly Szego, Sándor Szalai

Israel

Tel Aviv University
Aharon Eviatar

Japan

JAXA
Sarah Badman, Satoshi Kasahara

Spain

Centro de Astrobiología, Madrid
Javier Martin-Torres
ESA ESAC
Stefan Remus
University of the Basque Country
Ricardo Huesco, Santiago Perez-Hoyos, Agustín Sánchez-Lavega

Sweden

Swedish Institute of Space Physics, Kiruna
Stas Barabash, Yasir Soobiah
Swedish Institute of Space Physics, Uppsala
Jan-Erik Wahlund

United Kingdom

Aberystwyth University
Mario Bisi, Andy Breen, Tony Cook
Armagh Observatory
Tolis Christou
Imperial College London
Leah-Nani S. Alconcel, Michele K. Dougherty, Marina Galand, Caitríona
M. Jackman, Daniel Went, Ingo Müller-Wodarg
Open University
Dave Rothery
Queen Mary University of London
Carl D. Murray, Craig B. Agnor
University College London
Nicholas Achilleos, Chris Arridge, Andrew Coates, M. Entradas, Andrew
Fazakerley, Colin Forsyth, A. Dominic Fortes, Patrick Guio, Geraint H.
Jones, Sheila Kanani, Gethyn R Lewis, Steve Miller, Adam Masters,
Chris Owen, Alan Smith, Andrew P. Walsh
University of Bristol
Nick Teanby
University of Leicester
David Andrews, Emma Bunce, Stanley W H Cowley, Stephanie Kellett,
Henrik Melin, Steve Milan, Jon Nichols, Tom Stallard
University of Liverpool
Richard Holme
University of Oxford
Neil Bowles, Leigh Fletcher, Pat Irwin
University of Reading
Matt Owens

United States of America

Boston University
Supriya Chakrabarti, Luke Moore
Cornell University
Don Banfield, Matt Hedman, Matthew Tiscareno, Phil Nicholson
Georgia Tech
Carol Paty
Gordon College
Richard W. Schmude, Jr.
Johns Hopkins University-APL

Pontus Brandt, Andrew Cheng, Chris Paranicas, Abigail M Rymer, H. Todd Smith, Elizabeth P Turtle
LPI, University of Arizona
Robert H Brown, Paul Schenk
NASA Goddard Space Flight Centre
Carrie M Anderson, Matt Burger, Glyn Collinson, John F Cooper, Brigitte Hesman, Edward C Sittler
NASA Jet Propulsion Laboratory
Kevin Baines, A. Jim Friedson, Mark Hofstadter, Conor Nixon, Jim Norwood, Glenn Orton, Robert T Pappalardo, Ed Smith
New Mexico State University
Reta Beebe, Nancy Chanover
Rice University
Tom Hill
SETI Institute
Mark Showalter
Southwest Research Institute, San Antonio
Scott Bolton, Mihir Desai, Dave McComas, Prachet Mokashi, Daniel Santos-Costa
Space Science Institute (Boulder)
Julianne Moses
University of California, Berkeley
Imke de Pater
University of California Los Angeles
Jerry Schubert, Ravit Helled, Chris Russell, Krishan Khurana, Margaret Kivelson, Kunio Sayanagi
University of California Santa Cruz
Jonathan Fortney
University of Colorado, Boulder
Sébastien Hess, Rob Wilson
University of Iowa
Jared Leisner, William Kurth, Patricia Schippers, Ulrich Taubenschuss
Washington University
Bill McKinnon

References

1. Ballester, G.E.: Magnetspheric interactions in the major planets. In: Wamsteker, W., Gonzalez Riestra, R. (eds.) *Ultraviolet Astrophysics Beyond the IUE Final Archive*, Proceedings of the Conference held in Sevilla, Spain, from 11–14 November 1997, ESA SP, vol. 413, p. 21. ESA Publications Division (1998)
2. Behannon, K.W., Lepping, R.P., Sittler Jr., E.C., Ness, N.F., Mauk, B.H.: The magnetotail of Uranus. *J. Geophys. Res.* **92**(A13), 15354–15366 (1987). doi:[10.1029/JA092iA13p15354](https://doi.org/10.1029/JA092iA13p15354)
3. Belton, M.J.S., et al.: *New Frontiers in the Solar System: An Integrated Exploration Strategy*. Solar System Exploration Survey Space Studies Board, National Research Council. The National Academies Press, Washington, D.C.. (2003) ISBN: 0-309-50836-3

4. Bergstrahl, J.T., Miner, E.D., Matthews, M.S. (eds.): Uranus. University of Arizona Space Science Series. University of Arizona Press. (1991) ISBN: 978-0816512089
5. Boué, G., Laskar, J.: A collisionless scenario for Uranus tilting. *Astrophys. J.* **712**, L44 (2010). doi:[10.1088/2041-8205/712/1/L44](https://doi.org/10.1088/2041-8205/712/1/L44)
6. Capone, L.A., Whitten, R.C., Prasad, S.S., Dubach, J.: The ionospheres of Saturn, Uranus, and Neptune. *Astrophys. J.* **215**, 977–983 (1977). doi:[10.1086/155434](https://doi.org/10.1086/155434)
7. Chandler, M.O., Waite, J.H.: The ionosphere of Uranus—a myriad of possibilities. *Geophys. Res. Lett.* **13**, 6–9 (1986). doi:[10.1029/GL013i001p00006](https://doi.org/10.1029/GL013i001p00006)
8. Christensen, U.R., Tilgner, A.: Power requirement of the geodynamo from ohmic losses in numerical and laboratory dynamos. *Nature* **429**(6988), 169–171 (2004). doi:[10.1038/nature02508](https://doi.org/10.1038/nature02508)
9. Crida, A.: Minimum mass solar nebulae and planetary migration. *Astrophys. J.* **698**, 606–614 (2009). doi:[10.1088/0004-637X/698/1/606](https://doi.org/10.1088/0004-637X/698/1/606)
10. Croft, S.K., Soderblom, L.A.: Geology of the Uranian satellites. In: Bergstrahl, J.T., Miner, E.D., Matthews, M.S. (eds.) Uranus, pp. 561–628. University of Arizona Press, Tucson (1991)
11. de Pater, I., Hammel, H.B., Gibbard, S.G., Showalter, M.R.: New dust belts of Uranus: one ring, two ring, red ring, blue ring. *Science* **312**(5770), 92–94 (2006). doi:[10.1126/science.1125110](https://doi.org/10.1126/science.1125110)
12. de Pater, I., Hammel, H.B., Showalter, M.R., van Dam, M.A.: The dark side of the rings of Uranus. *Science* **317**(5846), 1888 (2007). doi:[10.1126/science.1148103](https://doi.org/10.1126/science.1148103)
13. Delsanti, A., Jewitt, D.: The solar system beyond the planets. In: Blondel, Ph., Mason, J. (eds.) Solar System Update, pp. 267–294. Springer, Germany (2006)
14. Desch, M.D., Connerney, J.E.P., Kaiser, M.L.: The rotation period of Uranus. *Nature* **322**, 42–43 (1986)
15. Desch, M.D., Kaiser, M.L., Zarka, P., Lecacheux, A., Leblanc, Y., Aubier, M., Ortega-Molina, A.: Uranus as a radio source. In: Bergstrahl, J.T., Miner, E.D., Matthews, M.S. (eds.) Uranus. University of Arizona Press, Tucson (1991)
16. Duncan, M.J., Lissauer, J.J.: Orbital stability of the uranian satellite system. *Icarus* **125**(1), 1–12 (1997). doi:[10.1006/icar.1996.5568](https://doi.org/10.1006/icar.1996.5568)
17. Elliot, J.L., Nicholson, P.D.: The rings of Uranus. In: Brahic, A., Greenberg, R. (eds.) Planetary Rings. University of Arizona Press, Tucson (1984)
18. Ferri, P., Denis, M.: Utilising Rosetta commonality to reduce mission operations cost for Mars Express. *Acta Astronaut.* **52**(2–6), 353–359 (2003). doi:[10.1016/S0094-5765\(02\)00175-3](https://doi.org/10.1016/S0094-5765(02)00175-3)
19. Fortney, J., Nettelmann, N.: The interior structure, composition, and evolution of giant planets. *Space Sci. Rev.* **152**(1–4), 423–447 (2010). doi:[10.1007/s11214-009-9582-x](https://doi.org/10.1007/s11214-009-9582-x)
20. Fortney, J.J., Ikoma, M., Nettelmann, N., Guillot, T., Marley, M.S.: Self-consistent model atmospheres and the cooling of the solar system’s giant planets. *Astrophys. J.* **729**, 32 (2011). doi:[10.1088/0004-637X/729/1/32](https://doi.org/10.1088/0004-637X/729/1/32)
21. Fountain, G.H., Kusnierkiewicz, D.Y., Hersman, C.B., Herder, T.S., Coughlin, T.B., Gibson, W.C., Clancy, D.A., DeBoy, C.C., Hill, T.A., Kinnison, J.D., Mehoke, D.S., Ottman, G.K., Rogers, G.D., Stern, S.A., Stratton, J.M., Vernon, S.R., Williams, S.P.: The New Horizons spacecraft. *Space Sci. Rev.* **140**, 23–47 (2008). doi:[10.1007/s11214-008-9374-8](https://doi.org/10.1007/s11214-008-9374-8)
22. French, et al.: Dynamics and structure of the uranian rings. In: Bergstrahl, J.T., Miner, E.D., Matthews, M.S. (eds.) Uranus, pp. 327–409. University of Arizona Press, Tucson (1991)
23. Geissler, P.E., Greenberg, R., Hoppa, G., et al.: Evidence for non-synchronous rotation of Europa. *Nature* **391**, 368 (1998)
24. Gimenez, A., Lebreton, J.-P., Svedhem, H., Tauber, J.: Studies on the re-use of the Mars Express platform. *ESA Bull.* **109**, 78–86 (2002)
25. Gladman, B., Quinn, D.D., Nicholson, P., Rand, R.: Synchronous locking of tidally evolving satellites. *Icarus* **122**(1), 166–192 (1996). doi:[10.1006/icar.1996.0117](https://doi.org/10.1006/icar.1996.0117)
26. Glassmeier, K.-H., Boehnhardt, H., Koschny, D., Kürt, E., Richter, I.: The Rosetta mission: flying towards the origin of the solar system. *Space Sci. Rev.* **128**, 1–21 (2007). doi:[10.1007/s11214-006-9140-8](https://doi.org/10.1007/s11214-006-9140-8)
27. Guillot, T.: The interiors of giant planets: models and outstanding question. *Ann. Rev. Earth Planet. Sci.* **33**, 493–530 (2005)
28. Hammel, H.B., Sromovsky, L.A., Fry, P.M., Rages, K., Showalter, M., de Pater, I., van Dam, M.A., Lebeau, R.P., Deng, X.: The dark spot in the atmosphere of Uranus in 2006: discovery, description, and dynamical simulations. *Icarus* **201**(1), 257–271 (2008)

29. Hansen, C.J., Aljabri, A.S., Banfield, D., Bierhaus, E.B., Brown, M., Colwell, J.E., Dougherty, M., Hendrix, A.R., Ingersoll, A., Khurana, K., Landau, D., McEwen, A., Paige, D.A., Paranicas, C., Satter, C.M., Schmidt, B., Showalter, M., Spilker, L.J., Spilker, T., Stansberry, J., Strange, N., Tiscareno, M.: Neptune science with Argo—a voyage through the outer solar system. White paper submitted to the 2013–2022 Planetary Decadal Survey. http://www8.nationalacademies.org/ssbsurvey/DetailFileDisplay.aspx?id=37&parm_type=PSDS (2011). Accessed 20 July 2011
30. Helled, R., Anderson, J.D., Schubert, G.: Uranus and Neptune: shape and rotation. *Icarus* **210**(1), 446–454 (2010). doi:[10.1016/j.icarus.2010.06.037](https://doi.org/10.1016/j.icarus.2010.06.037)
31. Herbert, F.: Aurora and magnetic field of Uranus. *J. Geophys. Res.* **114**, A11206 (2009). doi:[10.1029/2009JA014394](https://doi.org/10.1029/2009JA014394)
32. Herbert, F., Sandel, B.R.: The uranian aurora and its relationship to the magnetosphere. *J. Geophys. Res.* **99**(A3), 4143–4160 (1994)
33. Holme, R., Bloxham, J.: The magnetic fields of Uranus and Neptune: methods and models. *J. Geophys. Res.* **101**(E1), 2177–2200 (1996). doi:[10.1029/95JE03437](https://doi.org/10.1029/95JE03437)
34. Hubbard, W.R., et al.: Ice giants decadal study. http://sites.nationalacademies.org/SSB/SSB_059331 (2010). Retrieved 7 October 2010
35. Hussmann, H., Sohl, F., Spohn, T.: Subsurface oceans and deep interiors of medium-sized outer planet satellites and large trans-neptunian objects. *Icarus* **185**(1), 258–273 (2006). doi:[10.1016/j.icarus.2006.06.005](https://doi.org/10.1016/j.icarus.2006.06.005)
36. Jacobson, R.A., Campbell, J.K., Taylor, A.H., Synnott, S.P.: The masses of Uranus and its major satellites from Voyager tracking data and Earth-based uranian satellite data. *Astron. J.* **103**(6), 2068–2078 (1992)
37. Lorenz, R.D., Stiles, B.W., Kirk, R.L. et al.: Titan’s rotation reveals an internal ocean and changing zonal winds. *Science* 1649–1651 (2008)
38. Majeed, T., Waite, J.H., Bougher, S.W., Yelle, R.V., Gladstone, G.R., McConnell, J.C., Bhardwaj, A.: The ionospheres–thermospheres of the giant planets. *Adv. Space Res.* **33**(2), 197–211 (2004). doi:[10.1016/j.asr.2003.05.009](https://doi.org/10.1016/j.asr.2003.05.009)
39. Melin, H., Stallard, T., Miller, S., Trafton, L.M., Encrenaz, Th., Geballe, T.R.: Seasonal variability in the ionosphere of Uranus. *Astrophys. J.* **729**, 134 (2011). doi:[10.1088/0004-637X/729/2/134](https://doi.org/10.1088/0004-637X/729/2/134)
40. Murray, C.D., Thompson, R.P.: Orbits of shepherd satellites deduced from the structure of the rings of Uranus. *Nature* **348**, 499–502 (1990). doi:[10.1038/348499a0](https://doi.org/10.1038/348499a0)
41. Ness, N.F., Connerney, J.E.P., Lepping, R.P., Schulz, M., Voigt, G.-H.: The magnetic field and magnetospheric configuration of Uranus. In: Bergstrahl, J.T., Miner, E.D., Matthews, M.S. (eds.) *Uranus*, pp. 739–779. University of Arizona Press, Tucson (1991)
42. Peale, S.J., Phillips, R.J., Solomon, S.C., Smith, D.E., Zuber, M.T.: A procedure for determining the nature of Mercury’s core. *Meteorit. Planet. Sci.* **37**, 1269–1283 (2002)
43. Pearl, J.C., Conrath, B.J., Hanel, R.A., Pirraglia, J.A.: The albedo, effective temperature, and energy balance of Uranus, as determined from Voyager IRIS data. *Icarus* **84**, 12–28 (1990). doi:[10.1016/0019-1035\(90\)90155-3](https://doi.org/10.1016/0019-1035(90)90155-3)
44. Plescia, J.B.: Cratering history of the Uranian satellites—Umbriel, Titania, and Oberon. *J. Geophys. Res.* **92**, 14918–14932 (1987). doi:[10.1029/JA092iA13p14918](https://doi.org/10.1029/JA092iA13p14918)
45. Saumon, D., Guillot, T.: Shock compression of deuterium and the interiors of Jupiter and Saturn. *Astrophys. J.* **609**(2), 1170–1180 (2004). doi:[10.1086/421257](https://doi.org/10.1086/421257)
46. Saur, J., Neubauer, F.M., Glassmeier, K.-H.: Induced magnetic fields in solar system bodies. *Space Sci. Rev.* **152**, 391–421 (2010). doi:[10.1007/s11214-009-9581-y](https://doi.org/10.1007/s11214-009-9581-y)
47. Sayanagi, K.M., Showman, A.P., Dowling, T.E.: The emergence of multiple robust zonal jets from freely evolving, three-dimensional stratified geostrophic turbulence with applications to Jupiter. *J. Atmos. Sci.* **65**(12), 3947 (2008). doi:[10.1175/2008JAS2558.1](https://doi.org/10.1175/2008JAS2558.1)
48. Seidelmann, P.K., Archinal, B.A., A’hearn, M.F., Conrad, A., Consolmagno, G.J., Hestroffer, D., Hilton, J.L., Krasinsky, G.A., Neumann, G., Obsert, J., Stooke, P., Tedesco, E.F., Tholen, D.J., Thomas, P.C., Williams, I.P.: Report of the IAU/IAG working group on cartographic coordinates and rotational elements: 2006. *Celest. Mech. Dyn. Astr.* **98**, 155–180 (2007). doi:[10.1007/s10569-007-9072-y](https://doi.org/10.1007/s10569-007-9072-y)
49. Selesnick, R.S., Richardson, J.D.: Plasmasphere formation in arbitrarily oriented magnetospheres. *Geophys. Res. Lett.* **13**, 624–627 (1986). doi:[10.1029/GL013i007p00624](https://doi.org/10.1029/GL013i007p00624)

50. Showalter, M., Lissauer, J.: The second ring–moon system of Uranus: discovery and dynamics. *Science* **311**(5763), 973–977 (2006). doi:[10.1126/science.1122882](https://doi.org/10.1126/science.1122882)
51. Showalter, M.R., Lissauer, J.J., French, R.G., Hamilton, D.P., Nicholson, P.D., de Pater, I., Dason, R.: HST observations of the uranian outer ring-moon system. *Bull.-Am. Astron. Soc.* **40**, 431 (2008)
52. Showman, A.P.: Numerical simulations of forced shallow-water turbulence: effects of moist convection on the large-scale circulation of Jupiter and Saturn. *J. Atmos. Sci.* **64**, 3132–3157 (2007)
53. Sittler Jr., E.C., Ogilvie, K.W., Selesnick, R.: Survey of electrons in the Uranian magnetosphere: Voyager 2 observations. *J. Geophys. Res.* **92**, 15263 (1987)
54. Squyres, S., et al.: Vision and Voyages for Planetary Science in the Decade 2013–2022. Committee on the Planetary Science Decadal Survey; National Research Council. Published by The National Academies Press, Washington, D.C.. ISBN: 0-309-20955-2. Pre-publication version (2011)
55. Stanley, S., Bloxham, J.: Convective-region geometry as the cause of Uranus' and Neptune's unusual magnetic fields. *Nature* **428**(6979), 151–153 (2004). doi:[10.1038/nature02376](https://doi.org/10.1038/nature02376)
56. Stanley, S., Bloxham, J.: Numerical dynamo models of Uranus' and Neptune's magnetic fields. *Icarus* **184**(2), 556–572 (2006). doi:[10.1016/j.icarus.2006.05.005](https://doi.org/10.1016/j.icarus.2006.05.005)
57. Stone, E.C., Cooper, J.F., Cummings, A.C., McDonald, F.B., Trainor, J.H., Lal, N., McGuide, R.E., Chenette, D.L.: Energetic particles in the uranian magnetosphere. *Science* **233**, 93–97 (1986)
58. Stone, E.C., Miner, E.D.: The Voyager 2 encounter with the uranian system. *Science* **233**, 39–43 (1986). doi:[10.1126/science.233.4759.39](https://doi.org/10.1126/science.233.4759.39)
59. Stone, E.C.: The Voyager 2 encounter with Uranus. *J. Geophys. Res.* **92**(A13), 14873–14876 (1987). doi:[10.1029/JA092iA13p14873](https://doi.org/10.1029/JA092iA13p14873)
60. Tittmore, W.C., Wisdom, J.: Tidal evolution of the Uranian satellites—II. An explanation of the anomalously high orbital inclination of Miranda. *Icarus* **78**, 63–89 (1989)
61. Tittmore, W.C., Wisdom, J.: Tidal evolution of the Uranian satellites. III—evolution through the Miranda–Umbriel 3:1, Miranda–Ariel 5:3, and Ariel–Umbriel 2:1 mean-motion commensurabilities. *Icarus* **85**, 394–443 (1990). doi:[10.1016/0019-1035\(90\)90125-S](https://doi.org/10.1016/0019-1035(90)90125-S)
62. Tittmore, W.C.: Tidal heating of Ariel. *Icarus* **87**, 110–139 (1990). doi:[10.1016/0019-1035\(90\)90024-4](https://doi.org/10.1016/0019-1035(90)90024-4)
63. Tóth, G., Kovács, D., Hansen, K.C., Gombosi, T.I.: Three-dimensional MHD simulations of the magnetosphere of Uranus. *J. Geophys. Res.* **109**, A11210 (2004). doi:[10.1029/2004JA010406](https://doi.org/10.1029/2004JA010406)
64. Trafton, L.M., Miller, S., Geballe, T.R., Tennyson, J., Ballester, G.E.: H₂ Quadrupole and H₃⁺ emission from Uranus: the Uranian thermosphere, ionosphere, and aurora. *Astrophys. J.* **524**(2), 1059–1083 (1999). doi:[10.1086/307838](https://doi.org/10.1086/307838)
65. Tsiganis, K., Gomes, R., Morbidelli, A., Levison, H.F.: Origin of the orbital architecture of the giant planets of the solar system. *Nature* **435**, 459–461 (2005). doi:[10.1038/nature03539](https://doi.org/10.1038/nature03539)
66. Vasavada, A.R., Showman, A.P.: Jovian atmospheric dynamics: an update after Galileo and Cassini. *Rep. Prog. Phys.* **68**, 1935–1996 (2005). doi:[10.1088/0034-4885/68/8/R06](https://doi.org/10.1088/0034-4885/68/8/R06)
67. Vasyliūnas, V.M.: The convection-dominated magnetosphere of Uranus. *Geophys. Res. Lett.* **13**, 621–623 (1986). doi:[10.1029/GL013i007p00621](https://doi.org/10.1029/GL013i007p00621)
68. Zarka, P., Lecacheux, A.: Beaming of Uranian nightside kilometric radio emission and inferred source location. *J. Geophys. Res.* **92**, 15177–15187 (1987). doi:[10.1029/JA092iA13p15177](https://doi.org/10.1029/JA092iA13p15177)
69. Zarka, P.: Auroral radio emissions at the outer planets: observations and theories. *J. Geophys. Res.* **103**, 20159–20194 (1998)
70. Zarka, P.: Plasma interactions of exoplanets with their parent star and associated radio emissions. *Planet. Space Sci.* **55**(5), 598–617 (2007). doi:[10.1016/j.pss.2006.05.045](https://doi.org/10.1016/j.pss.2006.05.045)