

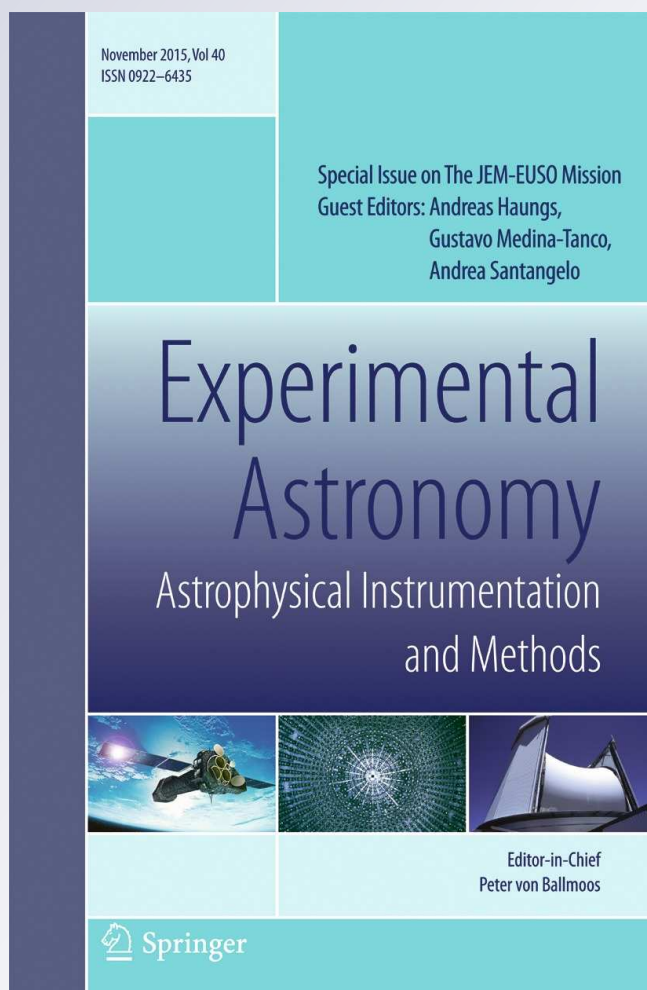
Ultra high energy photons and neutrinos with JEM-EUSO

The JEM-EUSO Collaboration

Experimental Astronomy
Astrophysical Instrumentation and
Methods

ISSN 0922-6435
Volume 40
Number 1

Exp Astron (2015) 40:215-233
DOI 10.1007/s10686-013-9353-2



Your article is protected by copyright and all rights are held exclusively by Springer Science +Business Media Dordrecht. This e-offprint is for personal use only and shall not be self-archived in electronic repositories. If you wish to self-archive your article, please use the accepted manuscript version for posting on your own website. You may further deposit the accepted manuscript version in any repository, provided it is only made publicly available 12 months after official publication or later and provided acknowledgement is given to the original source of publication and a link is inserted to the published article on Springer's website. The link must be accompanied by the following text: "The final publication is available at link.springer.com".

Ultra high energy photons and neutrinos with JEM-EUSO

A. D. Supanitsky · G. Medina-Tanco · A. Guzmán

Received: 29 August 2013 / Accepted: 17 September 2013 / Published online: 15 October 2013
© Springer Science+Business Media Dordrecht 2013

Abstract Ultra high energy photons and neutrinos are carriers of very important astrophysical information. They may be produced at the sites of cosmic ray acceleration or during the propagation of the cosmic rays in the intergalactic medium. In contrast to charged cosmic rays, photon and neutrino arrival directions point to the production site because they are not deflected by the magnetic fields of the Galaxy or the intergalactic medium. In this work we study the characteristics of the longitudinal development of showers initiated by photons and neutrinos at the highest energies. These studies are relevant for development of techniques for neutrino and photon identification by the JEM-EUSO telescope. In particular, we study the possibility of observing the multi-peak structure of very deep horizontal neutrino showers with JEM-EUSO. We also discuss the possibility to determine the flavor content of the incident neutrino flux by taking advantage of the different characteristics of the longitudinal profiles generated by different type of neutrinos. This is of grate importance for the study of the fundamental properties of neutrinos at the highest energies. Regarding photons, we discuss the detectability of the cosmogenic component by JEM-EUSO and also estimate the expected upper limits on the photon fraction which

A. D. Supanitsky (✉)

Instituto de Astronomía y Física del Espacio (IAFE), CONICET-UBA, Buenos Aires, Argentina
e-mail: dalesupa@gmail.com

A. D. Supanitsky · G. Medina-Tanco

Instituto de Ciencias Nucleares, UNAM, A. P. 70-543, 04510, México, D. F., México

G. Medina-Tanco

e-mail: gmtanco@nucleares.unam.mx

A. Guzmán

Institute for Astronomy and Astrophysics, Kepler Center, University of Tubingen, Tubingen, Germany

e-mail: guzman@astro.uni-tuebingen.de

can be obtained from the future JEM-EUSO data for the case in which there are no photons in the samples.

Keywords Neutrinos · Photons · Space observation

1 Introduction

In the last few years the understanding of the cosmic rays at the highest energies has been significantly advanced due largely to the significant amount of high-quality data recorded by the Pierre Auger Observatory. However, the origin and composition of these energetic particle remains unknown. A promising approach to help unravel this mystery involves multimessenger observations. High energy photons and neutrinos play a fundamental role in these types of studies. One of the advantages of the observation of neutral particles like photons and neutrinos is that their trajectories are not deflected by the Galactic and intergalactic magnetic fields and thus point back to the production site.

Ultra high energy ($E \gtrsim 10^{18}$ eV) photons [1–3] and neutrinos [4–14] can be generated as a by-products of the interaction of cosmic rays during their propagation through the intergalactic medium. They can also be produced by cosmic ray interactions in the acceleration sites [15–18]. Furthermore, they can be generated in top-down scenarios involving the decay of super heavy relic particles or topological defects [19–21] though this is disfavored by current data. Very recently, the IceCube Collaboration reported an observation of 28 neutrino candidates in the energy range $10 \text{ TeV} < E_\nu < 1 \text{ PeV}$ [22]. This constitutes a 4.3 sigma excess over the expected background from atmospheric neutrinos, suggesting that the era of cosmic neutrino astronomy may be close at hand.

The flavor content of the astrophysical neutrino flux is a function of the neutrino energy [23–25]. One of the main mechanisms that causes the flavor ratio to change is based on the fact that pions and muons produced in the sources lose their energy because of the interaction with the ambient magnetic field. The pion decay time is shorter than the corresponding one to the muon, and then, at sufficiently high energies, the probability of pion decay, prior to significant energy loss, is larger than the corresponding one to the muon. As a consequence, the flavor ratio at the source changes from $\Phi_{\nu_e} : \Phi_{\nu_\mu} : \Phi_{\nu_\tau} = 1 : 2 : 0$ to $\Phi_{\nu_e} : \Phi_{\nu_\mu} : \Phi_{\nu_\tau} = 0 : 1 : 0$. The transition between these two regimes depends on the characteristics of the source. Therefore, the determination of the flavor content of the flux is of great importance for the understanding of the physical processes that take place in the source. The flavor information can also be used to study the more fundamental properties of neutrinos and to identify physics beyond the standard model (see, for instance, Refs. [26–28]).

Here we consider the potential to observe ultra high energy neutrinos and photons using orbital detectors like JEM-EUSO. The identification of events initiated by these primary particles is based on the unique characteristics of the longitudinal profiles of the showers that they generate in the atmosphere. In this work we study the characteristics of the electron and tau neutrino induced horizontal air showers

that develop very deep in the atmosphere. We discuss the possibility to discriminate between electron and tau neutrinos by using the multi-peak structure of the longitudinal profiles present in these types of events. We also evaluate the response of the JEM-EUSO telescope to these types of showers and discuss the possibility to discern the predicted multi-peak structure in the data. Furthermore, we study the possibility to identify photons using the atmospheric depth at which showers reach their maximum size as the discrimination parameter. Finally, we estimate the number of photon events expected by JEM-EUSO for an optimistic astrophysical model and also calculate the upper limit on the photon fraction in the integral cosmic ray flux which can be obtained for the case in which no photons are observed.

2 Neutrinos

2.1 Neutrino-nucleon interaction

High energy neutrinos that propagate in the Earth’s atmosphere can interact with the protons and neutrons in air molecules. There are two possible channels for this interaction, charged current (CC) and neutral current (NC):

$$\text{CC: } \nu_\ell + N \rightarrow \ell + X, \tag{1}$$

$$\text{NC: } \nu_\ell + N \rightarrow \nu_\ell + X. \tag{2}$$

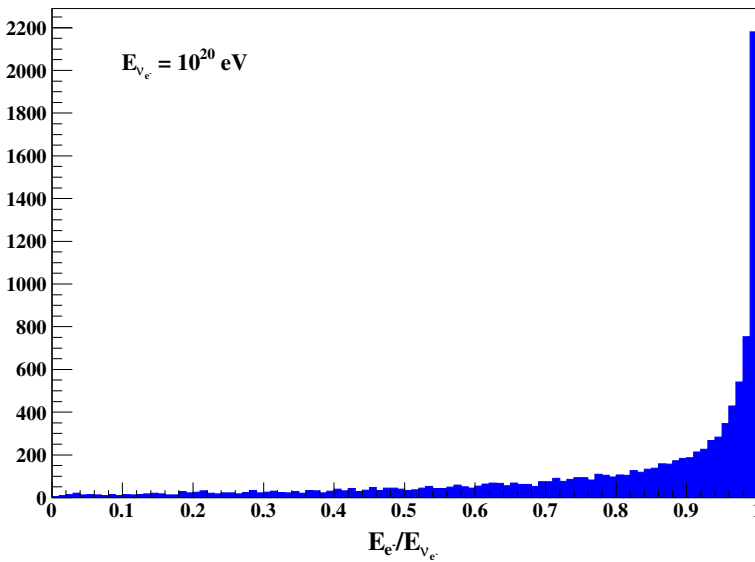


Fig. 1 Distribution of the energy fraction carried by the electron in an electron neutrino-proton charged current interaction. The electron neutrino energy is $E_\nu = 10^{20}$ eV and PYTHIA with the CTEQ66 set of PDFs are used for the simulation

Here N is a nucleon (proton or neutron), ν_ℓ is a neutrino of the family ℓ , where ℓ is the corresponding lepton, and X denotes the hadronic products of the interaction. At the level of the quark-parton model, the entire hadronic state of a deep inelastic scattering may be viewed as the fragmented product of a scattered quark and the proton remnant. The major uncertainty on the differential cross section at the energies considered here comes from the unknown behavior of the parton distribution functions (PDFs) at very small values of the parton momentum fraction x [29].

In this work, the simulation of the neutrino-nucleon interaction is performed by using the PYTHIA code [30] linked with the library LHAPDF [31] which allows for different extrapolations of the PDFs. PYTHIA is an event generator, intended for high-energy processes with particular emphasis on the detailed simulation of quantum chromodynamics (QCD) parton showers and the fragmentation process. Figure 1 shows the distribution function of the energy fraction carried by the electron as a result of a CC interaction of a 10^{20} eV electron neutrino with a proton. The set of PDFs used for the simulation is CTEQ66 [32].

The distribution function of the energy fraction carried by the leading particle after a CC or NC interaction depends on the primary energy of the incident neutrino. Figure 2 shows the mean value of the energy fraction of the leading electron neutrino generated in an electron neutrino-proton CC interaction as a function of the electron neutrino energy. The energy fraction carried by the electron increases with the energy of the incident electron neutrino reaching values close to 0.82 at $E_{\nu_{e^-}} = 10^{20}$ eV.

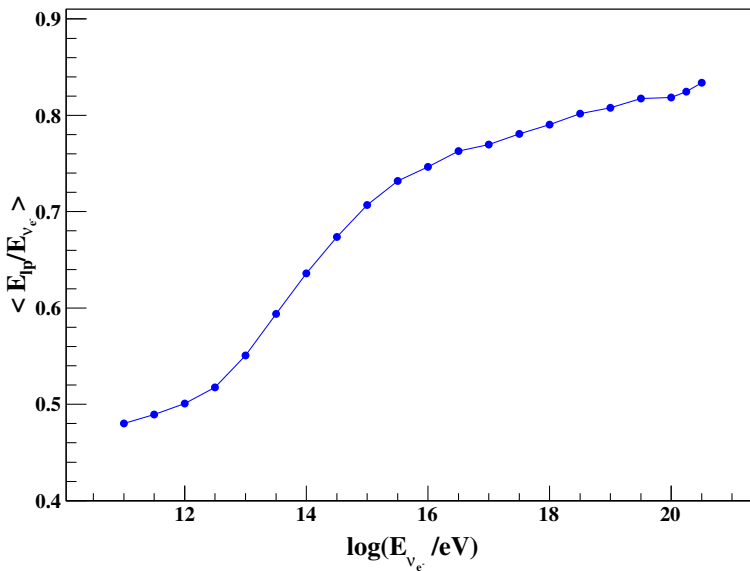


Fig. 2 Average energy fraction taken by the electron in an electron neutrino-proton charged current interaction as a function of the neutrino energy. PYTHIA with the CTEQ66 set of PDFs is used for the simulation

2.2 Characteristics of neutrino showers

Neutrinos can initiate atmospheric air showers when they interact with the nucleons of air molecules. The CC interactions are the most important for space-based observations because in NC interactions the majority of the energy is carried off by a secondary neutrino which can only produce an observable air shower if it suffers a subsequent CC interaction. The potential to observe showers produced by the hadronic component resulting from the NC interaction depends on the energy threshold of the telescope. In this work, only showers initiated by CC interactions are considered. Note that the probability that a neutrino interacts in the atmosphere increases with the zenith angle because of the increase of the density of target nucleons.

Electron neutrino showers are simulated following Ref. [33]. As mentioned before, the charged current neutrino-nucleon interaction is simulated by using PYTHIA with the CTEQ66 set of PDFs. The secondary particles produced in the interaction are used as input in the program CONEX [34] (v2r2.3) in order to simulate the shower development. The high energy hadronic interaction model used for the shower simulations is QGSJET-II [35].

Because the mean free path of neutrinos propagating in the atmosphere is very large, they can interact very deeply, after traversing a large amount of matter. An orbital detector like JEM-EUSO can detect horizontal showers that do not hit the

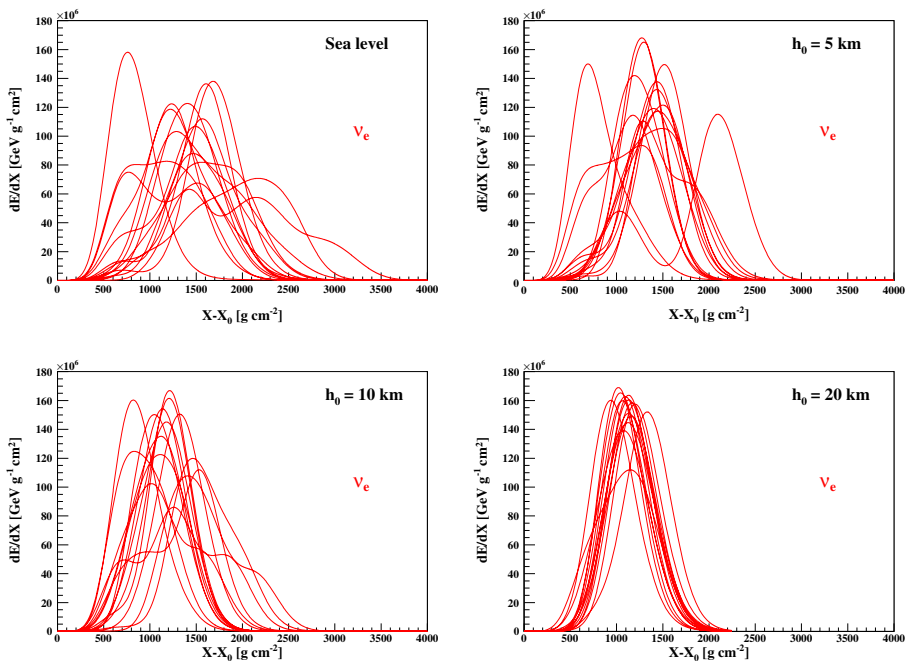


Fig. 3 Horizontal electron neutrino showers of $E_{\nu} = 10^{20}$ eV at four different altitudes

ground. In particular, horizontal neutrinos can interact at higher altitudes producing a shower more easily observable from orbit. Figure 3 shows the energy deposit as a function of $X - X_0$, where X is the atmospheric depth and X_0 is the atmospheric depth of the first interaction point for horizontal electron neutrino showers of $E_\nu = 10^{20}$ eV. The first interaction points are shown at various altitudes for shower trajectories starting at the vertical axis of the JEM-EUSO telescope in Nadir mode.

The profiles corresponding to lower altitudes exhibit very broad distributions, large fluctuations, and may possess several peaks. This behavior is due to the Landau and Pomeranchuk [36, 37], Migdal [38] (LPM) effect, which is very important for electromagnetic particles in dense regions of the atmosphere; in this case, for the electrons which carry on average 82 % of the parent neutrino energy. It can also be seen that as the altitude increases the fluctuations are reduced and, on average, the profiles become narrower. This is a result of the LPM effect becoming progressively less important with increasing altitude due to the decrease in atmospheric density. Figure 4 shows the probability of producing profile with a given number of peaks, $N(X_{\max}^i)$. As the altitude increases the probability of finding a shower with more than one peak becomes negligible.

In the case of tau neutrinos, the hadronic component X initiates a low energy shower immediately after the CC interaction (first bang), while the generated tau lepton propagates through the atmosphere almost without interacting and then, after a given distance, decays. The particles produced in the tau decay initiate a more

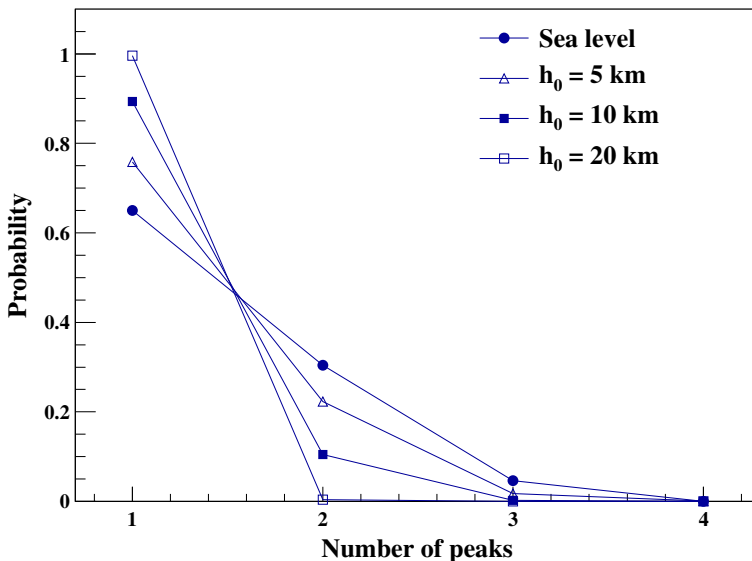


Fig. 4 Probability of an electron neutrino shower to have $N(X_{\max}^i)$ maxima in the longitudinal profile of the shower, for $E_\nu = 10^{20}$ eV for horizontal showers at different altitudes

energetic shower than the first one, producing a second bang. There are several tau decay channels which we classify in three categories: [39],

- Electromagnetic channel: $\tau \rightarrow \nu_\tau + e^- + \nu_{e^-}$.
- Hadronic channels: $\tau \rightarrow \nu_\tau + X$, where X can comprise pions, kaons, etc.
- Muonic channel: $\tau \rightarrow \nu_\tau + \mu^- + \nu_\mu$.

The branching ratios of the electromagnetic, hadronic, and muonic channels are $b_{em} = 0.18$, $b_h = 0.645$, and $b_\mu = 0.175$, respectively. The tau neutrino showers in the muonic channel are difficult to observe because of the large decay length of muons at the energies considered. Consequently we consider here only the electromagnetic and hadronic channels, in which case $\sim 78\%$ of the showers are of hadronic origin and $\sim 22\%$ are of electromagnetic origin.

The simulation of tau neutrino showers is performed following Ref. [40]. The CC tau neutrino-nucleon interaction and the production of the corresponding tau lepton are simulated using PYTHIA with the CETQ66 set of PDFs. The decay of the tau is simulated with the program TAUOLA [40]. The resulting particles are used as input in CONEX with QGSJET-II in order to simulate the shower development.

Although the tau decay length is quite large at the energies under consideration, $\lambda_\tau \cong 4900 \times (E_\tau / 10^{20} \text{ eV}) \text{ km}$, there is a non zero probability to have a tau decay (i.e., the second bang) in the central region of the JEM-EUSO field of view. In particular, considering horizontal showers at sea level, the ratio between the number of events for which the tau decays in the central region of the JEM-EUSO field of view and the number of events corresponding to electron neutrinos interacting at the same point decreases from ~ 1 at $E_\nu = 10^{18} \text{ eV}$ to ~ 0.13 at $E_\nu = 10^{19.75} \text{ eV}$ (see Ref.

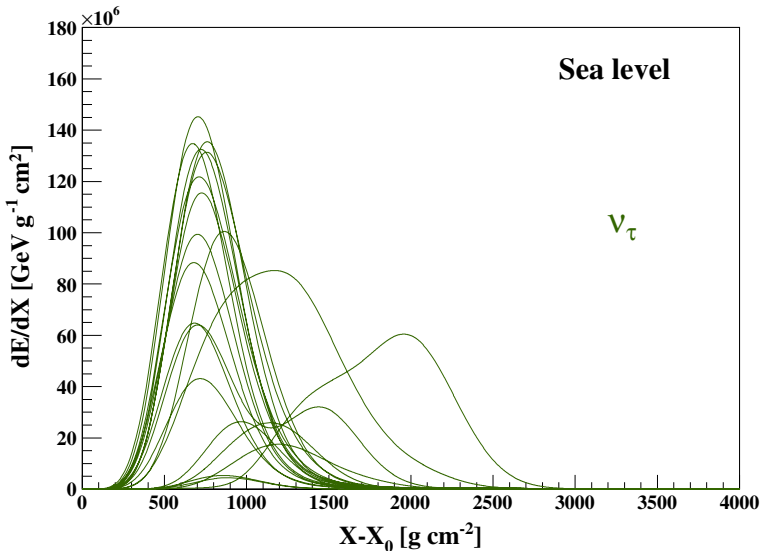


Fig. 5 Horizontal tau neutrino showers of $E_{\nu_\tau} = 10^{20} \text{ eV}$ at sea level

[39] for details of the calculation). In the subsequent analysis just the second bang is considered.

Figure 5 shows the longitudinal profiles for horizontal tau neutrino showers of $E_{\nu_\tau} = 10^{20}$ eV for which the point where the tau decays is placed at sea level on the vertical axis of the JEM-EUSO telescope in nadir mode. As for the case of electron neutrino showers, the multiple peak structure present in the profiles is caused by fluctuations introduced by the LPM effect. As expected, tau neutrino showers are less affected by the LPM effect than electron neutrino showers. This is because $\sim 78\%$ of the detectable tau neutrinos showers are hadronic.

The number and positions of peaks in a given simulated profile are determined following the procedure described in Ref. [33]. Figure 6 shows the distribution of the position of the first peak, X_{\max}^1 , relative to the first interaction point, X_0 , for electron and tau neutrino horizontal showers of $E_\nu = 10^{20}$ eV in which the first interaction point is at sea level and on the vertical axis of JEM-EUSO in nadir mode. Note that the distribution function of $\Delta X_{\max}^1 = X_{\max}^1 - X_0$ for electron neutrino showers is bi-valued and its first peak is located at $\Delta X_{\max}^1 \sim 800$ g cm $^{-2}$, while the second one is centered at $\Delta X_{\max}^1 \sim 1500$ g cm $^{-2}$. The first peak is related to the development of the hadronic component of the cascade, whereas the second one reflects mainly the electromagnetic components of the shower [33]. As expected, the distribution function of ΔX_{\max}^1 for tau neutrino showers is also bi-valued but the hadronic peak is much more important.

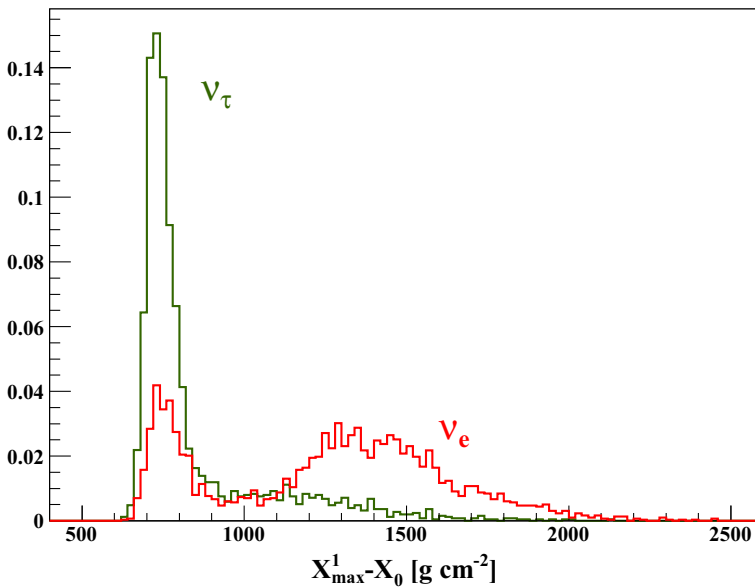


Fig. 6 Distribution of the position of the first peak (in grammage) for electron and tau neutrino showers whose first interaction point is at sea level and on the vertical axis of JEM-EUSO in Nadir mode. The neutrino energy is $E_\nu = 10^{20}$ eV. The histograms are normalized to unity

Figure 7 shows the probability to find a profile with $N (X_{\max}^i)$ peaks. As expected, the profiles corresponding to electron neutrino showers have a larger probability to have more than one peak than profiles from tau neutrino showers. In particular, the probability to have just one peak for electron neutrino showers of $E_\nu = 10^{20}$ eV is ~ 0.67 , whereas for tau neutrino showers it is ~ 0.98 .

In Ref. [39] it is shown that the fraction of showers with just one peak, $f_1 = n_1/N$, can be used as a parameter to discriminate between tau and electron neutrinos. Even with a sample with small number of events ($N \gtrsim 10$) it is possible to say something about the flavor content of the incident neutrino flux.

Muon neutrino showers can be initiated by the electrons generated in the dominant decay channel of the muons produced in the CC interaction. However, these showers are difficult to observe because of the very large decay length of the muon at such high energies, $\lambda(E_\mu) \cong 6.23 \times 10^{10} (E_\mu/10^{19}\text{eV})$ km, which implies that, in practice, the muon never decays inside the JEM-EUSO field of view.

2.3 Neutrino showers observed with JEM-EUSO

The EUSO Simulation and Analysis Framework (ESAF) is used to simulate the response of JEM-EUSO to neutrino induced showers (see Ref. [41] for details). Figure 8 shows the time distributions of fluorescence photons that produce a signal on the photomultipliers (PMTs) for two events corresponding to horizontal electron neutrino showers of 10^{20} eV. The first interaction point is at sea level on the vertical axis of the JEM-EUSO telescope in Nadir mode. The shower corresponding to the

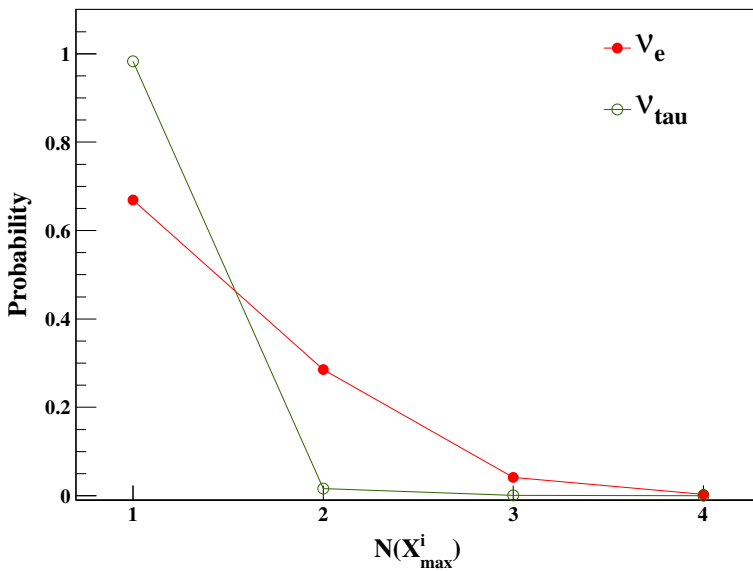


Fig. 7 Probability to find $N(X_{\max}^i)$ peaks in a profile corresponding to electron and tau neutrino showers whose first interaction point is at sea level on the vertical axis of JEM-EUSO in Nadir mode. The neutrino energy is $E_\nu = 10^{20}$ eV

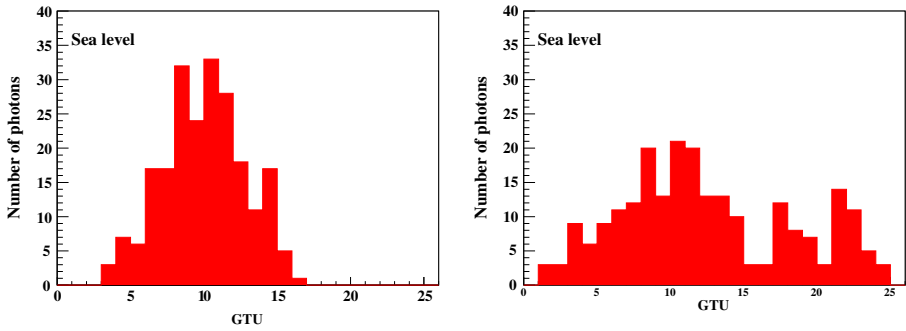


Fig. 8 Time distribution of fluorescence photons that produce signal on the PMTs for two electron neutrino horizontal showers of $E_\nu = 10^{20}$ eV. The interaction point is at sea level in the center of the field of view of the JEM-EUSO telescope. The time is measured in Gate Time Units (GTUs), 1 GTU = 2.5 μ s

event in the left panel has just one peak whereas the one on the right has two peaks. As can be seen from the figure, these characteristics are reflected in the distributions of detected photons. Note that the space between the photomultipliers can produce fake peaks specially for the cases in which there are few photoelectrons and the fluctuations are larger [42]. This is the case of the event on the right panel of the figure in which the second peak is divided into two. However, this fake peaks are easy to recognize because the configuration of the photomultipliers is known. The number of fluorescence photons that produced a signal is ~ 228 on average.

Figure 9 shows two simulated events under the same conditions as the ones corresponding to Fig. 8 except that the altitude is now set to 5 km. It can be seen that the number of photons that produce signal on the PMTs increases and the time distributions become wider. The increase on the width of the time distributions of photons has to do with the fact that the showers develop closer to the telescope. Also the number of photons increases for higher altitudes due to this fact, however the dominant effect in the increase of the number of photons is the reduction in the attenuation suffered by the photons that propagate in the atmosphere from the shower track to the telescope. Note that also in this case the multi-peak structure of the showers can be observed in the distribution of photons detected by the telescope (right panel). In this case the number of fluorescence photons contributing to the signal is ~ 663 on average; at 10 km this number increases to ~ 1426 .

Considering an isotropic flux of neutrinos with trajectories intersecting the ground, the maximum number of neutrino showers is achieved at a zenith angle of approximately 80° .¹ Figure 10 shows the trigger efficiency of the JEM-EUSO telescope in Nadir mode as a function of the atmospheric depth of the first interaction point of the electron neutrino for the case of showers at $\theta = 80^\circ$ that hit the ground on the center of the telescope’s field of view. The first interaction point of the neutrino showers

¹The zenith angle θ for which the maximum number of neutrino showers is achieved corresponds to the maximum of the product of the $2 \sin \theta \cos \theta$ distribution with the probability that a neutrino interacts in the atmosphere which is a function of θ .

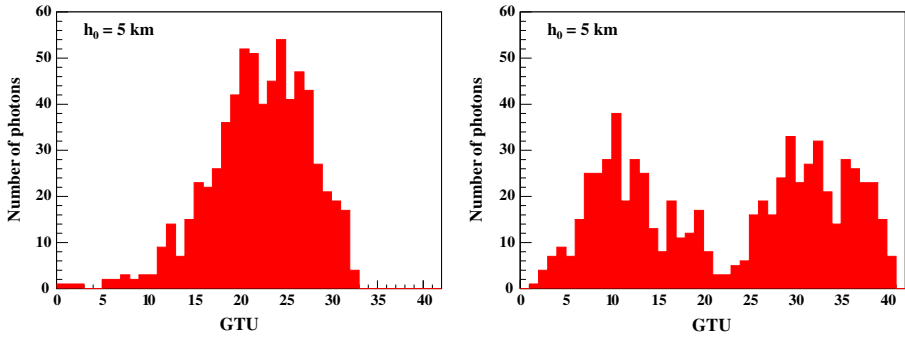


Fig. 9 Time distribution of photons that produce signal on the PMTs for two electron neutrino horizontal showers of $E_\nu = 10^{20}$ eV. The interaction point is at an altitude of $h_0 = 5$ km in the center of the field of view of the JEM-EUSO telescope

used for the calculation is selected at random from a uniform distribution in the interval $[0, X_L(80^\circ)]$, where $X_L(80^\circ) \cong 5766 \text{ g cm}^{-2}$ is the grammage between the top of the atmosphere and the Earth's surface for $\theta = 80^\circ$. The electron neutrino energies considered are 10^{20} , $10^{19.75}$, $10^{19.5}$, and $10^{19.3}$ eV.

From Fig. 10 it can be seen that at 10^{20} eV the trigger efficiency is approximately one from $X_0 = 0$ to $X_0 \sim 4000 \text{ g cm}^{-2}$, after that it starts to decrease reaching zero at the Earth's surface. The behavior of trigger efficiency close to the Earth's surface can be explained by the fact that the showers do not have time to develop completely before hitting the ground. For lower energies the deposited energy of the showers is smaller and then the number of fluorescence and Cherenkov photons generated during the shower development decreases producing smaller values of the trigger

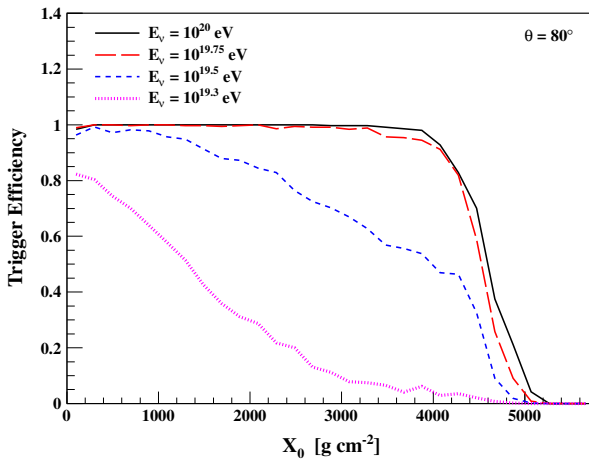


Fig. 10 Trigger efficiency as a function of the grammage of the first interaction point corresponding to electron neutrino showers that hit the ground on the center of the field of view of the JEM-EUSO telescope in Nadir mode. The zenith angle of the showers is $\theta = 80^\circ$

efficiency. For $10^{19.75}$ eV the behavior of the trigger efficiency is similar to the one corresponding to 10^{20} eV but it is smaller specially in the region close to the Earth's surface. Note that for smaller energies, $10^{19.5}$ and $10^{19.3}$ eV, the trigger efficiency is a decreasing function of X_0 . This is due to the fact that for larger values of X_0 the showers are more affected by the LPM effect which makes the longitudinal profiles to be wider and smaller decreasing the number of triggered events.

3 Photons

3.1 Characteristics of photon showers

Ultra high energy photons can interact with the magnetic field of the Earth producing electron positron pairs, thus modifying the development of photon initiated atmospheric showers (see Ref. [43] for a review). The probability of this pre-showering depends on the intensity of the component of the magnetic field perpendicular to the direction of propagation of the photon. Thus, the characteristics of the corresponding showers strongly depend on the geographical position of the impact point and the direction of incidence of the incoming primary photon. Additionally, the development of a photon shower is influenced by the LPM effect which causes a reduction in pair production cross-section, retarding the development of the shower. The longitudinal evolution of high energy photon showers is dominated by the interplay between these two effects, with consequences for the possibility of discrimination between photon and proton showers.

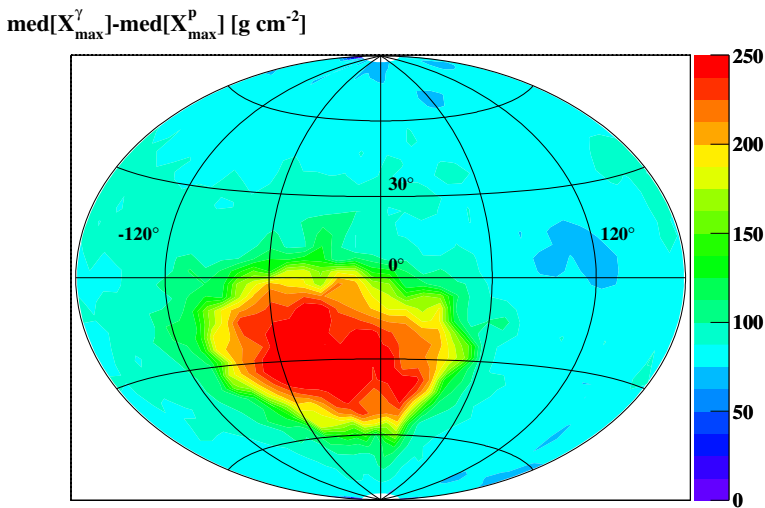


Fig. 11 Contour plot of $\text{med}[X_{\text{max}}^\gamma] - \text{med}[X_{\text{max}}^p]$ as a function of the latitude and longitude of the core location on the Earth surface. The showers considered are such that $\theta \in [45^\circ, 90^\circ]$ and $E \in [10^{19.8}, 10^{20}]$ eV

The program CONEX is used to generate proton and photon showers. The impact points of the photon showers are distributed uniformly on the surface of the Earth in order to properly take into account pre-showering in the geomagnetic field. The arrival direction of the showers is distributed isotropically. The atmospheric depth corresponding to the point of maximum development of the cascades, X_{\max} , is one of the parameters most sensitive to the nature of the primary. X_{\max} can be reconstructed from the future JEM-EUSO data and will play a fundamental role in the photon-hadron discrimination analyses.

Figure 11 shows, in Aitoff projection, a contour plot of $\text{med}[X_{\max}^{\gamma}] - \text{med}[X_{\max}^{pr}]$ as a function of latitude and longitude of the impact point on the Earth for zenith angle $\theta \in [45^{\circ}, 90^{\circ}]$ and $E \in [10^{19.8}, 10^{20}]$ eV. Here $\text{med}[X_{\max}^A]$ is the median of the distribution function of the shower maximum, X_{\max}^A , for the particle type A where $A = \gamma, pr$. It can be seen that there are regions over the Earth's surface where this difference is larger, resulting in more efficient discrimination between protons and photons. Note that the larger difference between the medians are located in the region of the South Atlantic Anomaly for which the intensity of the magnetic field is smaller.

The discrimination power of the X_{\max} parameter can be estimated through the merit factor,

$$\eta = \frac{\text{med}[X_{\max}^{\gamma}] - \text{med}[X_{\max}^{pr}]}{\sqrt{(\Delta X_{\max}^{\gamma})^2 + (\Delta X_{\max}^{pr})^2}}, \tag{3}$$

where ΔX_{\max}^A is one half of the length of the interval of 68 % of probability of the X_{\max}^A distribution. Events that satisfy a given cut in zenith angle and correspond to

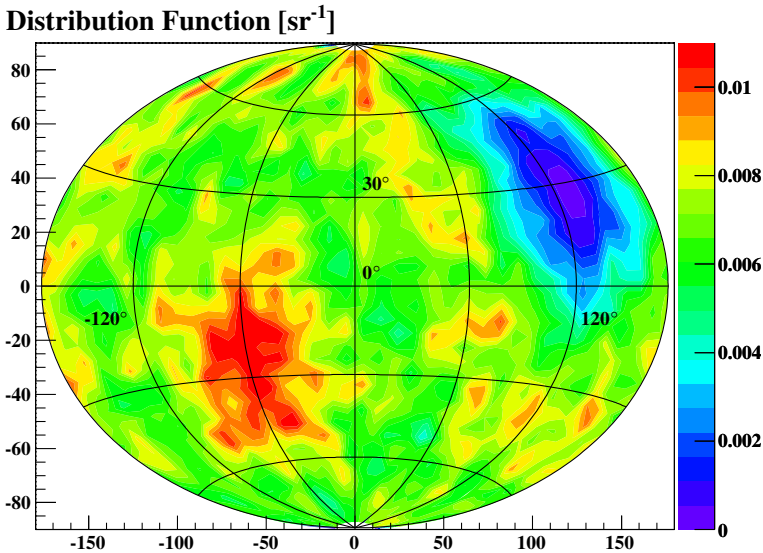


Fig. 12 Contour plot in galactic coordinates of the distribution function of the events with $\eta \geq 1.4$, $E \in [10^{19.8}, 10^{20}]$ eV, and $\theta \in [45^{\circ}, 90^{\circ}]$

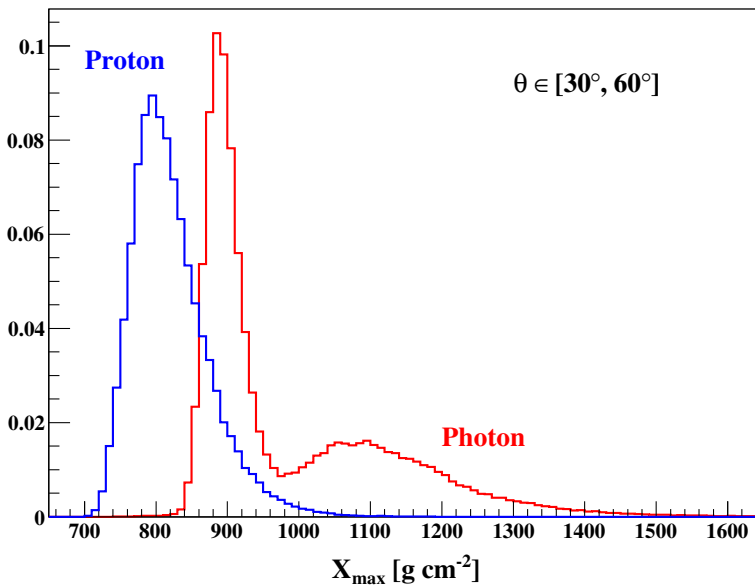


Fig. 13 X_{\max} distribution for proton and photon primaries with $E \in [10^{19.8}, 10^{20}]$ eV and $\theta \in [30^\circ, 60^\circ]$. The histograms are normalized to unity

regions over the Earth surface for which $\eta \geq \eta_{lim}$, where η_{lim} defines the minimum discrimination power, come from different regions of the universe. In particular, there are directions in the sky for which the discrimination between protons and photons is larger. Figure 12 shows a map in galactic coordinates of the distribution function of events that fulfill the following conditions: $\theta \in [45^\circ, 90^\circ]$, $E \in [10^{19.8}, 10^{20}]$ eV, and $\eta_{Lim} = 1.4$. A circular window of 5° and a uniform exposure in right ascension are used for the calculation.

Note that the regions on the sky where the distribution function takes larger values correspond to regions on the Earth surface predominantly in the southern hemisphere where the maximum separation between protons and photons is obtained.

Figure 13 shows the X_{\max} distribution for proton and photon primaries with $E \in [10^{19.8}, 10^{20}]$ eV and $\theta \in [30^\circ, 60^\circ]$. It can be seen that the distribution function corresponding to photons has two populations, one corresponding to the photons pre-showered in the geomagnetic field and the one photons that do not pre-shower. Events that pre-shower exhibit smaller values of X_{\max} and smaller fluctuations. Note that the presence of this population diminishes the discrimination power between photons and protons.

Figure 14 shows the medians and the regions of 68 % probability of the X_{\max} distribution for proton and photon primaries with $\theta \in [30^\circ, 60^\circ]$ as a function of primary energy. It can be seen that for photon primaries the pre-showering effect starts to be important at energies larger than $\sim 10^{19.6}$ eV. Between $\sim 10^{19.6}$ and $\sim 10^{20.1}$ eV the X_{\max} distribution is composed of both populations of events and for energies larger than $\sim 10^{20.1}$ eV the X_{\max} distribution is dominated by photons that pre-showered. Note that in the region dominated by the pre-showering effect the

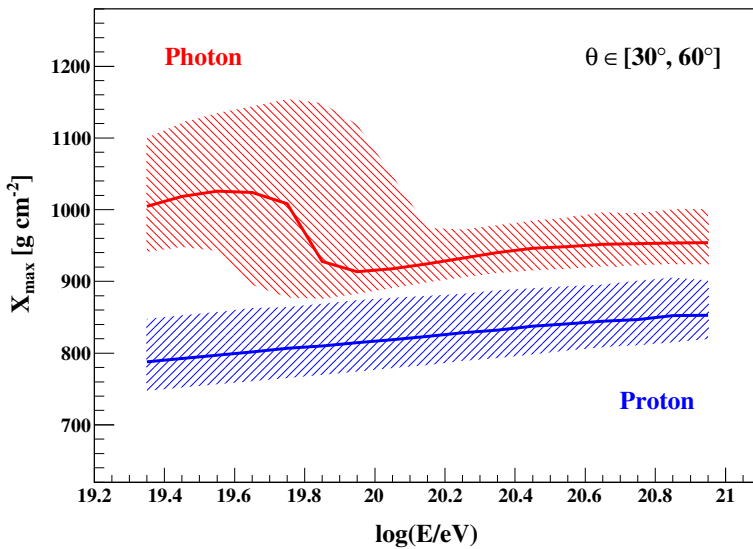


Fig. 14 Median and region of 68 % probability of X_{\max} as a function of primary energy for $\theta \in [30^\circ, 60^\circ]$

discrimination between protons and photons increases with primary energy, i.e., the separation between the medians and the regions of 68 % probability of the proton and photon distributions increases with primary energy.

3.2 Reach into photon fraction expected at JEM-EUSO

Assuming that the JEM-EUSO exposure is the same as the one for protons [44] it is possible to calculate the expected number of photon events above a given energy threshold. Table 1 shows the expected number of photons with energies above $10^{19.6}$ eV, calculated considering the most optimistic photon flux taken from Ref. [2] (it corresponds to the curve on the top of the shadowed region of Fig. 15). The calculation is done for four cases: The observation of 5 and 10 years in the Nadir mode, 1 year in the Nadir mode and 4 years in the Tilted mode, and 1 year in the Nadir mode and 9 years in the Tilted mode. The tilted angle used for the calculation is 40° . Note that the number of events for the cases including observation in the Tilted mode the expected number of events is slightly smaller than the ones corresponding to observation in the Nadir mode. This is due to the fact that the exposure for

Table 1 Expected number of photon events for energies larger than $10^{19.6}$ eV

5 yrs N	10 yrs N	1 yr N +4 yrs T	1 yr N +9 yrs T
~ 88	~ 177	~ 85	~ 168

N corresponds to the Nadir mode of observation and T to the Tilted one. The cosmogenic photon flux corresponds to the most optimistic case taken from Ref. [2]. The exposure used for the calculation is the one calculated for proton primaries

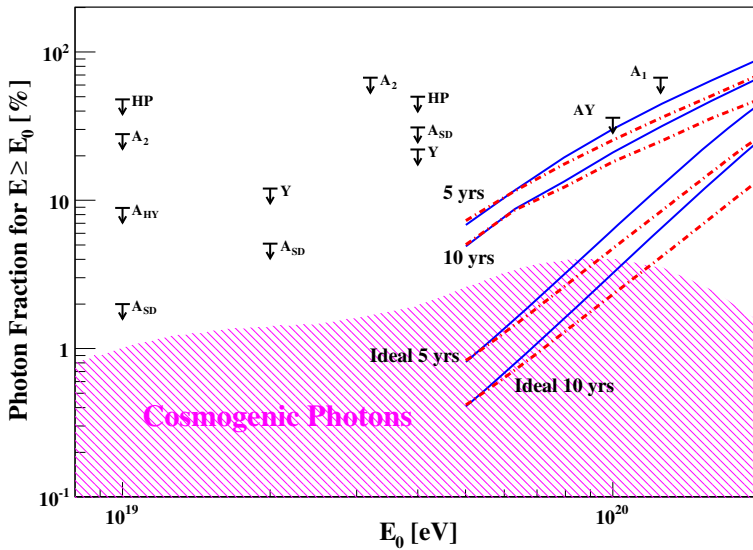


Fig. 15 Upper limits on the fraction of photons in the integral cosmic ray flux at 95 % confidence level as a function of primary energy. *Solid lines* correspond to the expected upper limits for JEM-EUSO in Nadir mode and *dot-dash-dot lines* correspond to a combination of Nadir and Tilted modes (see text). A Gaussian uncertainty on the determination of the X_{\max} parameter of 100 g cm^{-2} is assumed for the calculations. The *shaded* region indicates the prediction for GZK photons [2]. *Black arrows* are experimental limits, HP: Haverah Park [48, 49]; A_1, A_2 : AGASA [50, 51]; A_{HY}, A_{SD} : Auger [52–54]; AY: AGASA-Yakutsk [55]; Y: Yakutsk [56]

40° of the Tilted angle is smaller than the one corresponding to the Nadir mode for energies higher than $\sim 10^{19.85}$ eV. For higher threshold energies this tendency is inverted.

Nevertheless, there are astrophysical models that predict a much smaller flux of cosmogenic photons, specially the ones that includes heavier nuclei in the composition injected by the sources (see for instance Ref. [3]). Also, fluctuations of a relatively large flux can still produce a null detection even for a non-null statistical expectation. For these reasons and also to compare with the existing upper limits on photon fractions obtained by different experiments the case in which there are no photons in the samples is studied below.

Let us consider the ideal situation in which it is known that there are no photons in a given sample of N events, i.e., it is possible to separate hadrons from photons in an event-by-event basis. In this case, the expression for the upper limit on the photon fraction is given by [43],

$$\mathcal{F}_\gamma^{\min} = 1 - (1 - \alpha)^{1/N} \tag{4}$$

where α is the confidence level of rejection. In practice, however, the probability of the existence of photons must be assessed through some observational technique, which leads unavoidably to less restrictive upper limits than in the ideal case.

The method used to calculate the upper limit from X_{\max} measurements is based on the abundance estimator first introduced in [45],

$$\xi_{X_{\max}} = \frac{1}{N} \sum_{i=1}^N \frac{f_{\gamma}(X_{\max}^i)}{f_{\gamma}(X_{\max}^i) + f_{pr}(X_{\max}^i)} \quad (5)$$

where $f_{\gamma}(X_{\max})$ and $f_{pr}(X_{\max})$ are the photon and proton distribution functions, X_{\max}^i are experimental values of X_{\max} . $\xi_{X_{\max}}$ is an estimator of the photon abundance.

For the case in which the sample size is large enough it is possible to analytically calculate an upper limit on the photon fraction assuming that $\xi_{X_{\max}}$ is a Gaussian variable [46]. In this work the expected upper limits on the photon fraction is calculated using a Monte Carlo technique which is valid for samples of all sizes. The distribution functions needed to calculate $\xi_{X_{\max}}$ are obtained from the simulated data by using the non-parametric method of kernel superposition with adaptive bandwidth [45, 47]. The number of events expected above a given energy threshold are calculated by using a broken-power law fit of the Auger energy spectrum [57] and the exposure of JEM-EUSO [44].

Figure 15 shows the upper limits on the photon fraction in the integral flux at 95 % confidence level as a function of primary energy. In the calculation it is assumed that there are no photons in the samples. The zenith angle of the showers is in the interval $[45^{\circ}, 90^{\circ}]$ and a Gaussian uncertainty on the determination of X_{\max} of 100 g cm^{-2} is assumed. The solid lines show the expected upper limits for the case in which the observation is performed in Nadir mode for 5 and 10 years. The dot-dash-dot lines correspond to the observation of one year in Nadir mode and 4 and 9 years in Tilted mode for 5 and 10 years of total observation time, respectively. A Tilted angle of 40° is used for the calculation. The curves corresponding to the ideal case in which it is possible to discriminate between photons and protons in an event-by-event basis are also shown.

Although the expected upper limits are smaller than the existing ones, even more restrictive upper limits can be obtained by improving discrimination between protons and photons. As seen from Fig. 15, the expected upper limits for the ideal case described by Eq. (4) are below those obtained by using the $\xi_{X_{\max}}$ method, showing that there is still potential room for improvement.

4 Conclusions

In this work we have studied the characteristics of the longitudinal profiles of the air showers initiated by ultra high energy photons and neutrinos which can be employed to identify these types of primaries. We have shown that very deep horizontal neutrino showers produce a multi-peak structure that can be observed in the data recorded by the JEM-EUSO telescope. We have also discussed the possibility of discriminating between electron and tau neutrinos by taking advantage of the dominant hadronic component of tau neutrino showers. Finally, we have calculated the expected upper limits on the photon fraction in the integral cosmic ray flux expected by JEM-EUSO.

We have shown that it is possible to improve the existing upper limits at the highest energies. In any case, there is still room to improve the methods proposed here in order to make a discovery or improve upper limits.

References

- Gelmini, G., Kalashev, O., Semikoz, D.: GZK photons in the minimal ultrahigh energy cosmic rays model. *Astropart. Phys.* **28**, 390 (2007)
- Gelmini, G., Kalashev, O., Semikoz, D.: GZK Photons Above 10-EeV. *JCAP* **0711**, 002 (2007)
- Hooper, D., Taylor, A.M., Sarkar, S.: Cosmogenic photons as a test of ultra-high energy cosmic ray composition. *Astropart. Phys.* **34**, 340 (2011)
- Beresinsky, V., Zatsepin, G.: Cosmic rays at ultrahigh-energies (neutrino?). *Phys. Lett. B* **28**, 423 (1969)
- Stecker, F.: Diffuse fluxes of cosmic high-energy neutrinos. *Astrophys. J.* **228**, 919 (1979)
- Yoshida, S., Teshima, M.: Energy spectrum of ultrahigh-energy cosmic rays with extragalactic origin. *Prog. Theor. Phys.* **89**, 833 (1993)
- Protheroe, R., Johnson, P.: Propagation of ultrahigh-energy protons over cosmological distances and implications for topological defect models. *Astropart. Phys.* **4**, 253 (1996)
- Engel, R., Seckel, D., Stanev, T.: Neutrinos from propagation of ultra-high energy protons. *Phys. Rev. D* **64**, 093010 (2001)
- Fodor, Z., Katz, S., Ringwald, A., Tu, H.: Bounds on the cosmogenic neutrino flux. *JCAP* **0311**, 015 (2003)
- Anchordoqui, L., Goldberg, H., Hooper, D., Sarkar, S., Taylor, A.M.: Predictions for the cosmogenic neutrino flux in light of new data from the Pierre Auger Observatory. *Phys. Rev. D* **76**, 123008 (2007)
- Kotera, K., Allard, D., Olinto, A.: Cosmogenic neutrinos: parameter space and detectability from PeV to ZeV. *JCAP* **1010**, 013 (2010)
- Ahlers, M., Halzen, F.: Minimal Cosmogenic Neutrinos. [arXiv:1208.4181[astro-ph.HE]]
- Hooper, D., Taylor, A., Sarkar, S.: The impact of heavy nuclei on the cosmogenic neutrino flux. *Astropart. Phys.* **23**, 11 (2005)
- Ave, M., Busca, N., Olinto, A., Watson, A., Yamamoto, T.: Cosmogenic neutrinos from ultra-high energy nuclei. *Astropart. Phys.* **23**, 19 (2005)
- Gaisser, T., Halzen, F., Stanev, T.: Particle astrophysics with high-energy neutrinos. *Phys. Rept.* **258**, 173 (1995). [Erratum-ibid., 271, 355 1996]
- Halzen, F., Hooper, D.: High-energy neutrino astronomy: the cosmic ray connection. *Rept. Prog. Phys.* **65**, 1025 (2002)
- Becker, J.K.: *Phys. Rept.* **458**, 173 (2008). [arXiv:0710.1557[astro-ph]]
- Anchordoqui, L., Montaruli, T.: In search for extraterrestrial high energy neutrinos. *Ann. Rev. Nucl. Part. Sci.* **60**, 129 (2010)
- Kuzmin, V., Tkachev, I.: Ultrahigh-energy cosmic rays and inflation relics. *Phys. Rept.* **320**, 199 (1999)
- Bhattacharjee, P., Sigl, G.: Origin and propagation of extremely high-energy cosmic rays. *Phys. Rept.* **327**, 109 (2000)
- Berezinsky, V., Sabancilar, E., Vilenkin, A.: Extremely high energy neutrinos from cosmic strings. *Phys. Rev. D* **84**, 085006 (2011)
- Whitehorn, N.: Results from IceCube. In: *IceCube Particle Astrophysics Symposium (IPA 2013)*, May 13–15. Madison (2013). <http://wipac.wisc.edu/meetings/home/IPA2013>
- Kashti, T., Waxman, E.: *Phys. Rev. Lett.* **95**, 181101 (2005)
- Lipari, P., Lusignoli, M., Meloni, D.: *Phys. Rev. D* **75**, 123005 (2007)
- Hümmer, S., et al.: *Astropart. Phys.* **34**, 205 (2010)
- Pakvasa, S.: *Mod. Phys. Lett.* **A23**, 1313 (2008)
- Blennow, M., Meloni, D.: *Phys. Rev.* **D80**, 065009 (2009)
- Beacom, J.: *Phys. Rev.* **D68**, 093005 (2003). Erratum-ibid., D72, 019901 (2005)
- Block, M., Ha, P., McKay, D.: Ultrahigh energy neutrino scattering: an update. *Phys. Rev. D* **82**, 077302 (2010)
- Sjöstrand, T., Mrenna, S., Skands, P.: PYTHIA 6.4 physics and manual. *JHEP* **0605**, 026 (2006)

31. Whalley, M., et al.: <http://hepforge.cedar.ac.uk/lhapdf/>
32. Nadolsky, P., et al.: Implications of CTEQ global analysis for collider observables. *Phys. Rev. D* **78**, 013004 (2008)
33. Supanitsky, A.D., Medina-Tanco, G.: Neutrino initiated cascades at mid and high altitudes in the atmosphere. *Astropart. Phys.* **34**, 8–16 (2011)
34. Bergmann, T., et al.: One-dimensional hybrid approach to extensive air shower simulation. *Astropart. Phys.* **26**, 420–432 (2007)
35. Ostapchenko, S.: QGSJET-II: towards reliable description of very high energy hadronic interactions. *Nucl. Phys. Proc. Suppl. B* **151**, 143–146 (2006)
36. Landau, L., Pomeranchuk, I.: Limits of applicability of the theory of bremsstrahlung electrons and pair production at high-energies. *Dokl. Akad. Nauk SSSR* **92**, 535–536 (1953)
37. Landau, L., Pomeranchuk, I.: Electron cascade process at very high-energies. *Dokl. Akad. Nauk SSSR* **92**, 735–738 (1953)
38. Migdal, A.: Bremsstrahlung and pair production in condensed media at high-energies. *Phys. Rev.* **103**, 1811–1820 (1956)
39. Supanitsky, A.D., Medina-Tanco, G.: On the possibility of neutrino flavor identification at the highest energies. *Phys. Rev. D* **86**, 093020 (2012)
40. Davidson, N., Nanava, G., Przedziński, T., Richter-Was, E., Was, Z.: Universal interface of TAUOLA: technical and physics documentation. *Comput. Phys. Commun.* **183**, 821–843 (2012)
41. Berat, C., et al.: Full simulation of space-based extensive air showers detectors with ESAF. *Astropart. Phys.* **33**, 221–247 (2010)
42. Guzman, A., et al.: A study on JEM-EUSOs trigger probability for neutrino-initiated EAS. In: *Proceedings of the 33rd ICRC*, p. 533. Brazil (2013)
43. Risse, M., Homola, P.: Search for ultra-high energy photons using air showers. *Mod. Phys. Lett.* **A22**, 749–766 (2007)
44. Adams, J.H. Jr., et al.: (JEM-EUSO Collaboration), An evaluation of the exposure in nadir observation of the JEM-EUSO mission. *Astropart. Phys.* **44**, 76–90 (2013)
45. Supanitsky, A.D., Medina-Tanco, G., Etchegoyen, A.: New numerical technique to determine primary cosmic ray composition in the ankle region. *A. Astropart. Phys.* **31**, 75–85 (2009)
46. Supanitsky, A.D., Medina-Tanco, G., et al.: (JEM-EUSO Collaboration), The potential of the JEM-EUSO telescope for the astrophysics of extreme energy photons. In: *Proceedings of the 32nd ICRC*, vol. 2, pp. 153–156. Beijing (2011)
47. Silvermann, B.: *Density Estimation for Statistics and Data Analysis*. Chapman and Hall, London (1986)
48. Ave, M., et al.: New constraints from haverah park data on the photon and iron fluxes of ultrahigh-energy cosmic rays. *Phys. Rev. Lett.* **85**, 2244–2247 (2000)
49. Ave, M., et al.: Constraints on the ultrahigh-energy photon flux using inclined showers from the Haverah Park array. *Phys. Rev. D* **65**, 063007 (2002)
50. Risse, M., et al.: Upper limit on the photon fraction in highest-energy cosmic rays from AGASA data. *Phys. Rev. Lett.* **95**, 171102 (2005)
51. Shinozaki, K., et al.: Upper limit on gamma-ray flux above 10^{19} eV estimated by the Akeno giant air shower array. *Astrophys. J.* **571**, L117–L120 (2002)
52. Abraham, J., et al.: (Pierre Auger Collaboration), An upper limit to the photon fraction in cosmic rays above 10^{19} eV from the Pierre Auger observatory. *Astropart. Phys.* **27**, 155–168 (2007)
53. Settimo, M., et al.: (Pierre Auger Collaboration), An update on a search for ultra-high energy photons using the Pierre Auger observatory. In: *Proceedings of the 32nd ICRC*, vol. 2, pp. 55–58. Beijing (2011)
54. Abraham, J., et al.: (Pierre Auger Collaboration), Upper limit on the cosmic-ray photon flux above 10^{19} eV using the surface detector of the Pierre Auger observatory. *Astropart. Phys.* **29**, 243–256 (2008)
55. Rubtsov, G., et al.: Upper limit on the ultrahigh-energy photon flux from AGASA and Yakutsk data. *Phys. Rev. D* **73**, 063009 (2006)
56. Glushkov, A., et al.: Constraints on the fraction of primary gamma rays at ultra-high energies from the muon data of the Yakutsk EAS array. *JETP Lett.* **85**, 131–135 (2007)
57. Salamida, F., et al.: (Pierre Auger Collaboration), Update on the measurement of the CR energy spectrum above 10^{18} eV made using the Pierre Auger observatory. In: *Proceedings of the 32nd ICRC*, vol. 2, pp. 145–148. Beijing (2011)

Erratum to: Ultra high energy photons and neutrinos with JEM-EUSO

The JEM-EUSO Collaboration

Published online: 24 July 2015

© Springer Science+Business Media Dordrecht 2015

Erratum to: Exp Astron

DOI 10.1007/s10686-013-9353-2

The original publication of this article (10.1007/s10686-013-9353-2) unfortunately contained an error. The collaboration name “The JEM-EUSO Collaboration” was not inserted in the authorgroup. The full collaboration’s author list is provided here which was missing in the original version.

The JEM-EUSO Collaboration

J.H. Adams Jr.^{md}, S. Ahmad^{bb}, J.-N. Albert^{ba}, D. Allard^{bc}, L. Anchordoqui^{mf}, V. Andreev^{me}, A. Anzalone^{dh,dn}, Y. Arai^{ev}, K. Asano^{et}, M. Ave Pernas^{kc}, P. Baragatti^{do}, P. Barrillon^{ba}, T. Batsch^{hc}, J. Bayer^{cd}, R. Bechini^{dl}, T. Belenguer^{kb}, R. Bellotti^{da,db}, K. Belov^{me}, A.A. Berlind^{mh}, M. Bertina^{dk,dl}, P.L. Biermann^{cb}, S. Biktemerova^{ia}, C. Blaklesley^{bc}, N. Blanc^{la}, J. Bleckl^{hd}, S. Blin-Bondil^{bb}, J. Blumer^{cb}, P. Bobik^{ja}, M. Bogomilov^{aa}, M. Bonamente^{md}, M.S. Briggs^{md}, S. Briz^{kd}, A. Bruno^{da}, F. Cafagna^{da}, D. Campana^{df}, J.-N. Capdevielle^{bc}, R. Caruso^{dc,dn}, M. Casolino^{ev,di}, C. Cassardo^{dk,dl}, G. Castellini^{id}, C. Catalano^{bd}, O. Catalano^{dh,dn}, A. Cellino^{dk,dm}, M. Chikawa^{ed}, M.J. Christl^{mg}, D. Cline^{me}, V. Connaughton^{md}, L. Conti^{do}, G. Cordero^{ga}, H.J. Crawford^{ma}, R. Cremonini^{dl}, S. Csoma^{mh}, S. Dagoret-Campagne^{ba}, A.J. de Castro^{kd}, C. De Donato^{di}, C. de la Taille^{bb}, C. De Santis^{di,dj}, L. del Peral^{kc}, A. Dell’Oro^{dk,dm}, N. De Simone^{di}, M. Di Martino^{dk,dm}, G. Distratis^{cd}, F. Dulucq^{bb}, M. Dupieux^{bd}, A. Ebersoldt^{cb}, T. Ebisuzaki^{ev}, R. Engel^{cb}, S. Falk^{cb}, K. Fang^{mb}, F. Fenu^{cd}, I. Fernández-Gómez^{kd}, S. Ferrarese^{dk,dl}, D. Finco^{do}, M. Flamini^{do}, C. Fornaro^{do}, A. Franceschi^{de}, J. Fujimoto^{ev}

The online version of the original article can be found at <http://dx.doi.org/10.1007/s10686-013-9353-2>.

✉ A. D. Supanitsky
dalesupa@gmail.com

G. Medina-Tanco
gmtanco@nucleares.unam.mx

A. Guzmán
guzman@astro.uni-tuebingen.de

- 1 Instituto de Astronomía y Física del Espacio (IAFE), CONICET-UBA, Buenos Aires, Argentina
- 2 Instituto de Ciencias Nucleares, UNAM, A. P. 70-543, 04510 México, DF, México
- 3 Institute for Astronomy and Astrophysics, Kepler Center, University of Tübingen, Tübingen, Germany

M. Fukushima^{eg}, P. Galeotti^{dk,dl}, G. Garipov^{ic}, J. Geary^{md}, G. Gelmini^{me}, G. Giraud^{dk}, M. Gonchar^{ja}, C. González Alvarado^{kb}, P. Gorodetzky^{bc}, F. Guarino^{df,dg}, A. Guzmán^{cd}, Y. Hachisu^{ew}, B. Harlov^{jb}, A. Haungs^{cb}, J. Hernández Carretero^{kc}, K. Higashide^{er,ew}, D. Ikeda^{eg}, H. Ikeda^{ep}, N. Inoue^{er}, S. Inoue^{eg}, A. Insolia^{dc,dn}, F. Isgrò^{df,dp}, Y. Itow^{en}, E. Joven^{ke}, E.G. Judd^{ma}, A. Jung^{fb}, F. Kajino^{ei}, T. Kajino^{el}, I. Kaneko^{ew}, Y. Karadzhev^{aa}, J. Karczmarczyk^{hc}, M. Karus^{cb}, K. Katahira^{ev}, K. Kawai^{ew}, Y. Kawasaki^{ev}, B. Keilhauer^{cb}, B.A. Khrenov^{ic}, Jeong-Sook Kim^{fa}, Soon-Wook Kim^{fa}, Sug-Whan Kim^{fd}, M. Kleifges^{cb}, P.A. Klimov^{ic}, D. Kolev^{aa}, I. Kreykenbohm^{ca}, K. Kudela^{ja}, Y. Kurihara^{ev}, A. Kusenko^{me}, E. Kuznetsov^{md}, M. Lacombe^{bd}, C. Lachaud^{bc}, J. Lee^{ec}, J. Licandro^{ke}, H. Lim^{fc}, F. López^{kd}, M.C. Maccarone^{dh,dn}, K. Mannheim^{ce}, D. Maravilla^{ga}, L. Marcelli^{dj}, A. Marini^{de}, O. Martínez^{gc}, G. Masciantonio^{di,dj}, K. Mase^{ea}, R. Matev^{aa}, G. Medina-Tanco^{ga}, T. Mernik^{cd}, H. Miyamoto^{ba}, Y. Miyazaki^{ec}, Y. Mizumoto^{el}, G. Modestino^{de}, A. Monaco^{da,db}, D. Monnier-Ragaine^{ba}, J.A. Morales de los Ríos^{ka,kc}, C. Moretto^{ba}, V.S. Morozenko^{ic}, B. Mot^{bd}, T. Murakami^{ef}, M. Nagano^{cc}, M. Nagata^{eh}, S. Nagataki^{ek}, T. Nakamura^{ej}, T. Napolitano^{de}, D. Naumov^{ia}, R. Nava^{ga}, A. Neronov^{ib}, K. Nomoto^{eu}, T. Nonaka^{eg}, T. Ogawa^{ew}, S. Ogio^{eo}, H. Ohmori^{ew}, A.V. Olinto^{mb}, P. Orleañski^{hd}, G. Osteria^{df}, M.I. Panasyuk^{ic}, E. Parizot^{bc}, I.H. Park^{fc}, H.W. Park^{fc}, B. Pastircak^{ia}, T. Patzak^{bc}, T. Paul^{mf}, C. Pennypacker^{ma}, S. Perez Cano^{kc}, T. Peter^{jc}, P. Picozza^{di,dj,ew}, T. Pierog^{cb}, L.W. Piotrowski^{ew}, S. Piraino^{cd,dh}, Z. Plebaniak^{hc}, A. Pollini^{ia}, P. Prat^{bc}, G. Prévôt^{bc}, H. Prieto^{kc}, M. Putis^{ja}, P. Reardon^{md}, M. Reyes^{ke}, M. Ricci^{de}, I. Rodríguez^{kd}, M.D. Rodríguez Frias^{kc}, F. Ronga^{de}, M. Roth^{cb}, H. Rothkaehl^{hd}, G. Roudil^{bc}, I. Rusinov^{aa}, M. Rybczyński^{ha}, M.D. Sabau^{kb}, G. Sáez Cano^{kc}, H. Sagawa^{eg}, A. Saito^{ej}, N. Sakaki^{cb}, M. Sakata^{ei}, H. Salazar^{gc}, S. Sánchez^{kd}, A. Santangelo^{cd}, L. Santiago Cruz^{ga}, M. Sanz Palomino^{kb}, O. Saprykin^{ib}, F. Sarazin^{mc}, H. Sato^{ei}, M. Sato^{ex}, T. Schanz^{cd}, H. Schieler^{cb}, V. Scotti^{df,dg}, A. Segreto^{dh,dn}, S. Selmane^{bc}, D. Semikoz^{hc}, M. Serra^{ke}, S. Sharakin^{ic}, T. Shibata^{eq}, H.M. Shimizu^{em}, K. Shinozaki^{ew,cd}, T. Shirahama^{ev}, G. Siemieniec-Ozieblo^{ib}, H.H. Silva López^{ga}, J. Sledd^{mg}, K. Słomińska^{hd}, A. Sobey^{mg}, T. Sugiyama^{em}, D. Supanitsky^{ga}, M. Suzuki^{ep}, B. Szabelska^{hc}, J. Szabelski^{hc}, F. Tajima^{ee}, N. Tajima^{ev}, T. Tajima^{cc}, Y. Takahashi^{es}, H. Takami^{ev}, M. Takeda^{eg}, Y. Takizawa^{ew}, C. Tenzer^{ed}, O. Tibolla^{ce}, L. Tkachev^{ja}, H. Tokuno^{et}, T. Tomida^{ew}, N. Tone^{vc}, S. Toscano^{fb}, F. Trillaud^{ga}, R. Tsenov^{aa}, Y. Tsunesada^{et}, K. Tsuno^{ew}, T. Tymieniecka^{hc}, Y. Uchihori^{cb}, M. Unger^{cb}, O. Vaduvescu^{ke}, J.F. Valdés-Galicia^{ga}, P. Vallania^{dk,dm}, L. Valore^{df,dg}, G. Vankova^{aa}, C. Vigorito^{dk,dl}, L. Villaseñor^{gb}, P. von Ballmoos^{bd}, S. Wada^{ew}, J. Watanabe^{el}, S. Watanabe^{es}, J. Watts Jr.^{md}, M. Weber^{cb}, T.J. Weiler^{mh}, T. Wibig^{hc}, L. Wiencke^{mc}, M. Wille^{ca}, J. Wilms^{ca}, Z. Włodarczyk^{ha}, T. Yamamoto^{ei}, Y. Yamamoto^{ei}, J. Yang^{fb}, H. Yano^{ep}, I.V. Yashin^{ic}, D. Yonetoku^{ef}, K. Yoshida^{ei}, S. Yoshida^{ea}, R. Young^{mg}, M.Yu. Zotov^{ic}, A. Zuccaro Marchi^{ew}

^{aa} St. Kliment Ohridski University of Sofia, Bulgaria

^{ba} LAL, Univ Paris-Sud, CNRS/IN2P3, Orsay, France

^{bb} Omega, Ecole Polytechnique, CNRS/IN2P3, Palaiseau, France

^{bc} APC, Univ Paris Diderot, CNRS/IN2P3, CEA/Irfu, Obs. de Paris, Sorbonne Paris Cité, France

^{bd} IRAP, Université de Toulouse, CNRS, Toulouse, France

^{ca} ECAP, University of Erlangen-Nuremberg, Germany

^{cb} Karlsruhe Institute of Technology (KIT), Germany

^{cc} Ludwig Maximilian University, Munich, Germany

^{cd} Inst. for Astronomy and Astrophysics, Kepler Center, University of Tübingen, Germany

^{ce} Institut für Theoretische Physik und Astrophysik, University of Würzburg, Germany

^{da} Istituto Nazionale di Fisica Nucleare - Sezione di Bari, Italy

^{db} Università degli Studi di Bari Aldo Moro and INFN - Sezione di Bari, Italy

^{dc} Dipartimento di Fisica e Astronomia - Università di Catania, Italy

^{dd} Consiglio Nazionale delle Ricerche (CNR) - Ist. di Fisica Applicata Nello Carrara, Firenze, Italy

^{de} Istituto Nazionale di Fisica Nucleare - Laboratori Nazionali di Frascati, Italy

^{df} Istituto Nazionale di Fisica Nucleare - Sezione di Napoli, Italy

^{dg} Università di Napoli Federico II - Dipartimento di Scienze Fisiche, Italy

^{dh} INFN - Istituto di Astrofisica Spaziale e Fisica Cosmica di Palermo, Italy

^{di} Istituto Nazionale di Fisica Nucleare - Sezione di Roma Tor Vergata, Italy

^{dj} Università di Roma Tor Vergata - Dipartimento di Fisica, Roma, Italy

^{dk} Istituto Nazionale di Fisica Nucleare - Sezione di Torino, Italy

^{dl} Dipartimento di Fisica, Università di Torino, Italy

^{dm} Osservatorio Astrofisico di Torino, Istituto Nazionale di Astrofisica, Italy

^{dn} Istituto Nazionale di Fisica Nucleare - Sezione di Catania, Italy

^{do} UTIU, Dipartimento di Ingegneria, Rome, Italy

- dp* DIETI, Università degli Studi di Napoli Federico II, Napoli, Italy
ea Chiba University, Chiba, Japan
eb National Institute of Radiological Sciences, Chiba, Japan
ec Fukui University of Technology, Fukui, Japan
ed Kinki University, Higashi-Osaka, Japan
ee Hiroshima University, Hiroshima, Japan
ef Kanazawa University, Kanazawa, Japan
eg Institute for Cosmic Ray Research, University of Tokyo, Kashiwa, Japan
eh Kobe University, Kobe, Japan
ei Konan University, Kobe, Japan
ej Kyoto University, Kyoto, Japan
ek Yukawa Institute, Kyoto University, Kyoto, Japan
el National Astronomical Observatory, Mitaka, Japan
em Nagoya University, Nagoya, Japan
en Solar-Terrestrial Environment Laboratory, Nagoya University, Nagoya, Japan
eo Graduate School of Science, Osaka City University, Japan
ep Institute of Space and Astronautical Science/JAXA, Sagami-hara, Japan
eq Aoyama Gakuin University, Sagami-hara, Japan
er Saitama University, Saitama, Japan
es Hokkaido University, Sapporo, Japan
et Interactive Research Center of Science, Tokyo Institute of Technology, Tokyo, Japan
eu University of Tokyo, Tokyo, Japan
ev High Energy Accelerator Research Organization (KEK), Tsukuba, Japan
ew RIKEN, Wako, Japan
fa Korea Astronomy and Space Science Institute (KASI), Daejeon, Republic of Korea
fb Ewha Womans University, Seoul, Republic of Korea
fc Sungkyunkwan University, Seoul, Republic of Korea
fd Center for Galaxy Evolution Research, Yonsei University, Seoul, Republic of Korea
ga Universidad Nacional Autónoma de México (UNAM), Mexico
gb Universidad Michoacana de San Nicolás de Hidalgo (UMSNH), Morelia, Mexico
gc Benemérita Universidad Autónoma de Puebla (BUAP), Mexico
ha Jan Kochanowski University, Institute of Physics, Kielce, Poland
hb Jagiellonian University, Astronomical Observatory, Krakow, Poland
hc National Centre for Nuclear Research, Lodz, Poland
hd Space Research Centre of the Polish Academy of Sciences (CBK), Warsaw, Poland
ia Joint Institute for Nuclear Research, Dubna, Russia
ib Central Research Institute of Machine Building, TsNIIMash, Korolev, Russia
ic Skobeltsyn Institute of Nuclear Physics, Lomonosov Moscow State University, Russia
ja Institute of Experimental Physics, Kosice, Slovakia
ka Consejo Superior de Investigaciones Científicas (CSIC), Madrid, Spain
kb Instituto Nacional de Técnica Aeroespacial (INTA), Madrid, Spain
kc Universidad de Alcalá (UAH), Madrid, Spain
kd Universidad Carlos III de Madrid, Spain
ke Instituto de Astrofísica de Canarias (IAC), Tenerife, Spain
la Swiss Center for Electronics and Microtechnology (CSEM), Neuchâtel, Switzerland
lb ISDC Data Centre for Astrophysics, Versoix, Switzerland
lc Institute for Atmospheric and Climate Science, ETH Zürich, Switzerland
ma Space Science Laboratory, University of California, Berkeley, USA
mb University of Chicago, USA
mc Colorado School of Mines, Golden, USA
md University of Alabama in Huntsville, Huntsville, USA
me University of California (UCLA), Los Angeles, USA
mf University of Wisconsin-Milwaukee, Milwaukee, USA
mg NASA - Marshall Space Flight Center, USA
mh Vanderbilt University, Nashville, USA