

Next-to-next-to-leading order QCD corrections in models of TeV-scale gravity

Daniel de Florian,^a Maguni Mahakhud,^b Prakash Mathews,^c Javier Mazzitelli^a and V. Ravindran^d

^a*Departamento de Física, FCEyN, Universidad de Buenos Aires, (1428) Pabellón 1, Ciudad Universitaria, Capital Federal, Argentina*

^b*Harish-Chandra Research Institute, Chhatnag Road, Jhansi, Allahabad 211 019, India*

^c*Saha Institute of Nuclear Physics, 1/AF Bidhan Nagar, Kolkata 700 064, India*

^d*The Institute of Mathematical Sciences, C.I.T Campus, 4th Cross St, Tharamani Chennai, Tamil Nadu 600 113, India*

E-mail: deflo@df.uba.ar, maguni@hri.res.in, prakash.mathews@saha.ac.in, jmazzi@df.uba.ar, ravindra@imsc.res.in

ABSTRACT: We compute the next-to-next-to-leading order QCD corrections to the graviton production in models of TeV-scale gravity, within the soft-virtual approximation.

For the Arkani-Hamed, Dimopoulos and Dvali (ADD) model we evaluate the contribution to the Drell-Yan cross section, and we present distributions for the di-lepton invariant mass at the LHC with a center-of-mass energy $\sqrt{s_H} = 14$ TeV. We find a large K factor ($K \simeq 1.8$) for large values of invariant mass, which is the region where the ADD graviton contribution dominates the cross section. The increase in the cross section with respect to the previous order result is larger than 10% in the same invariant mass region. We also observe a substantial reduction in the scale uncertainty.

For the Randall-Sundrum (RS) model we computed the total single graviton production cross section at the LHC. We find an increase between 10% and 13% with respect to the next-to-leading order prediction, depending on the model parameters. We provide an analytic expression for the NNLO K factor as a function of the lightest RS graviton mass.

KEYWORDS: Phenomenology of Large extra dimensions, QCD Phenomenology

ARXIV EPRINT: [1312.7173](https://arxiv.org/abs/1312.7173)

Contents

1	Introduction	1
2	Partonic cross section	3
3	Phenomenological results	7
3.1	ADD model	7
3.2	RS model	11
4	Conclusions	13

1 Introduction

Several ideas have been put forth over the years to address the gauge hierarchy problem, one alternate approach is to postulate the existence of extra spatial dimensions wherein only gravity is allowed to propagate. Depending on the geometry of the extra dimension there are different scenarios viz. (i) large extra dimensions (ADD) [1–3] and (ii) warped extra dimensions models (RS) [4].

In the ADD model there are d flat large extra spatial dimensions of same radii R , compactified on a d -dimensional torus. Due to the larger volume of extra dimension available for gravity, it appears weak in the 4-dimensions where the SM particles and their interactions are restricted to. By Gauss’s law the $4 + d$ dimensional fundamental Planck scale gets related to 4-dimensional Planck scale (M_P) via the volume factor (R^d) of extra dimension and a large enough volume could result in the fundamental Planck scale of the order of a TeV, there by ensuring the resolution of the hierarchy problem. Propagation of gravity in the large extra dimensions results in a continuous spectrum of Kaluza-Klein (KK) modes in 4-dimensions with small mass splitting of the order of $1/R$.

The interaction of the spin-2, KK modes ($h_{\mu\nu}$) with the SM particles is via the energy momentum tensor $T^{\mu\nu}$ of the SM, which is universally suppressed by a coupling $\kappa = \sqrt{16\pi}/M_P$,

$$\mathcal{L}_{\text{ADD}} = -\frac{\kappa}{2} \sum_{\vec{n}} T^{\mu\nu}(x) h_{\mu\nu}^{(\vec{n})}(x). \tag{1.1}$$

Two types of process involving graviton are possible viz. exchange of virtual graviton and production of a real graviton. For processes involving virtual KK mode exchange between SM particles, summation over the high multiplicity KK modes leads to a compensation of the κ suppression. Due to the continuous KK modes spectrum, the summation is replaced by an integral with appropriate density of state $\rho(m_{\vec{n}})$ of KK modes [5]. ADD model being an effective low energy theory, the integral is cutoff at a scale M_S that defines the onset of quantum gravity. The cross section could hence be appreciable at collider energies, giving

rise to non-resonant enhancement of the high invariant mass regions of a di-final state production [5–9] or final states involving more particles [10, 11].

Real graviton production leads to missing energy signal and a cross section for the production of a single graviton $d\sigma_{m_{\tilde{g}}}$ has to be convoluted with the graviton density of state to get the inclusive cross section. Here too the collective contribution of the KK modes results in observable effects at the collider.

Next-to-leading order QCD corrections are available for most of the di-final state process in the ADD model viz. $\ell^+\ell^-$ [12–14], $\gamma\gamma$ [15, 16] (and also $\gamma\gamma + \text{jet}$ [17]), ZZ [18, 19] and W^+W^- [20, 21], in addition these processes have been extended to NLO+PS accuracy [22, 23]. In the case of missing energy signals, as a result of a real graviton in association with (a) jet [24], (b) photon [25] and (c) electro-weak gauge boson [26, 27] have also been studied to NLO in QCD. The K factors for these processes at the LHC are large. It is important to study the full impact of QCD corrections in terms of the shape of the various distributions and not just an overall normalising K factor.

The RS model is an alternate extra dimension model with one exponentially warped extra dimension y with radius of compactification r_c , where again only gravity is allowed to propagate. In this model there are two 3-branes; gravity resides on the Planck brane at $y = 0$ and it appear weaker on the TeV brane located at $y = \pi r_c$ due to the exponential warping. A mass scale on the TeV brane $\Lambda_\pi = \overline{M}_P \exp(-k\pi r_c)$ as a result of gravity resides on the Planck brane could be of the order of a TeV, for $kr_c \sim 12$. k is the curvature of the extra dimension. The interaction Lagrangian of the RS KK mode with the SM particles are given by

$$\mathcal{L}_{RS} = -\frac{1}{\Lambda_\pi} \sum_{n=1}^{\infty} T^{\mu\nu}(x) h_{\mu\nu}^{(n)}(x). \tag{1.2}$$

The zero mode corresponding to the massless graviton which is M_P suppressed is not included in the sum. As a result of the warped geometry of the extra dimension the characteristic mass spectrum of the KK modes is $M_n = x_n k \exp(-k\pi r_c)$, where x_n are the zeros of the Bessel’s function. In the RS case, the resonant production of KK modes would be observed in a pair production of final state SM particles.

In the RS model, NLO QCD calculation to various processes for the resonant production of a RS graviton has been done at the LHC for di-lepton production [13, 14], di-photon production [16] (see also ref. [28] for a spin analysis of the di-photon resonances), di-neutral electroweak gauge boson production [19] and charged electroweak gauge boson production W^+W^- [21]. Various distributions have also been considered and the K factors are large in the resonant region where the gravity effects are large.

With the inclusion of the full NLO computation the theoretical uncertainties are reduced when going from LO to NLO, but for most of these processes the renormalisation scale dependence begins at the NLO level, and the total theoretical uncertainties are still large at this order. Furthermore, the size of the NLO QCD corrections makes it necessary to reach higher orders in the perturbative series to be able to provide accurate predictions.

A full NNLO calculation requires the evaluation of the double real radiation, real emission from one-loop corrections and the pure virtual two-loop amplitudes. However, the dominant terms are given by the soft and virtual contributions, which can be obtained

in a simpler way. This fact is a general feature of the production of a large invariant mass system in hadronic collisions. Since parton distributions grow fast for small fractions of the hadron momentum, the partonic center-of-mass energy tends to be close to the system invariant mass, and the remaining energy only allows for the emission of soft particles. For this reason, the soft-virtual (SV) approximation is expected to be accurate for a large number of processes.

In this work we compute the NNLO QCD corrections to the graviton production at the LHC for the ADD and RS models, within the soft-virtual approximation. The paper is organized as follows. In section 2 we present the partonic cross sections for di-lepton production in the ADD model and for single graviton production in the RS model. In section 3 we analyse the phenomenological results for the LHC. Finally, in section 4 we present our conclusions.

2 Partonic cross section

As mentioned before, the spin-2 form factor has been calculated recently by us in ref. [29]. Using those results, the complete two-loop corrections for single graviton production and di-lepton production mediated by a graviton can be obtained, for both gluon-gluon and quark-antiquark partonic subprocesses. These contributions include the interference between the two-loop and the tree-level amplitudes and the square of the one-loop amplitudes. These results, computed within the dimensional regularization scheme, are of course divergent in the limit $n \rightarrow 4$, being n the space-time dimension. To obtain a finite and physically meaningful quantity we have to add the corresponding real corrections, which cancel the infrared divergences.

On the other hand, in ref. [30] some of us derived a universal formula for the NNLO inclusive cross section of any colourless final state process within the soft-virtual approximation. This formula depends on the particular process only through an infrared regulated part of the one and two-loop corrections, which can be obtained from the full virtual result (see ref. [30] for more details). In this way we can obtain the NNLO corrections to single graviton production and gravity mediated di-lepton production within the soft-virtual approximation. We have also obtained the NNLO-SV result by summing explicitly the soft contributions of refs. [31–36], arriving to the same results. We provide here the final results, including the previous orders contributions. For the sake of brevity, we refer the reader to ref. [37, 38] for the SM contribution to the di-lepton production cross section. We remark that, as it was already noticed in ref. [12], the interference between SM and gravity contribution to the di-lepton production invariant mass distribution identically vanishes.

We begin with the ADD model. The graviton contribution to the di-lepton invariant mass (Q) distribution at the parton level can be cast in the following way:

$$\frac{d\hat{\sigma}}{dQ^2} = \mathcal{F}_{\text{ADD}} z \Delta_{ab}(z), \quad (2.1)$$

where $z = Q^2/s$, being s the partonic center-of-mass energy, and a, b denote the type of massless partons ($a, b = g, q, \bar{q}$, with n_f different flavours of light quarks). The constant

\mathcal{F}_{ADD} takes the following form:

$$\mathcal{F}_{\text{ADD}} = \frac{\kappa^4 Q^4}{640\pi^2} |\mathcal{D}(Q^2)|^2, \quad (2.2)$$

where the function $\mathcal{D}(Q^2)$ can be expressed as [5]

$$\mathcal{D}(Q^2) = 16\pi \left(\frac{Q^{d-2}}{\kappa^2 M_S^{d+2}} \right) I \left(\frac{M_S}{Q} \right). \quad (2.3)$$

The integral I is regulated by an ultraviolet cutoff, presumably of the order of M_S [5, 6]. This sets the limit on the applicability of the effective theory (for the di-lepton production this consistency would imply $Q < M_S$). For alternate regulators and their impact on the integral, we refer to the article [39, 40]. Since the QCD radiative corrections factorise from the gravity sector, our results are independent of choice of ADD model parameters. The summation over the non-resonant KK modes yields

$$I(\omega) = - \sum_{k=1}^{d/2-1} \frac{1}{2k} \omega^{2k} - \frac{1}{2} \log(\omega^2 - 1), \quad d = \text{even}, \quad (2.4)$$

$$I(\omega) = - \sum_{k=1}^{(d-1)/2} \frac{1}{2k-1} \omega^{2k-1} + \frac{1}{2} \log \left(\frac{\omega+1}{\omega-1} \right), \quad d = \text{odd}. \quad (2.5)$$

On the other hand, for the RS model we have for the single graviton production cross section the following expression:

$$\hat{\sigma} = \mathcal{F}_{\text{RS}} z \Delta_{ab}(z), \quad (2.6)$$

where the constant \mathcal{F}_{RS} takes the following form:

$$\mathcal{F}_{\text{RS}} = \frac{1}{\Lambda_\pi^2}. \quad (2.7)$$

Notice that in this case we have $z = M_1^2/s$.

The coefficient function $\Delta_{ab}(z)$, which is independent of the model considered, has a perturbative expansion in terms of powers of the QCD renormalized coupling α_S :

$$\Delta_{ab}(z) = \sum_{i=0}^{\infty} \left(\frac{\alpha_S}{2\pi} \right)^i \Delta_{ab}^{(i)}(z). \quad (2.8)$$

At LO we only have nonzero contributions from $ab = gg$ and $ab = q\bar{q}$ (always equal to $ab = \bar{q}q$), which take the following form:

$$\Delta_{q\bar{q}}^{(0)} = \frac{\pi}{8N_c} \delta(1-z), \quad (2.9)$$

$$\Delta_{gg}^{(0)} = \frac{\pi}{2(N_c^2 - 1)} \delta(1-z). \quad (2.10)$$

Here N_c stands for the number of quark colors ($N_c = 3$). The NLO contributions, which have been calculated in ref. [12], can be written in the following way:

$$\Delta_{q\bar{q}}^{(1)} = \left(\frac{\pi}{8N_c}\right) C_F \left[\left(-10 + 4\zeta_2\right)\delta(1-z) + 4\mathcal{D}_0 \ln\left(\frac{Q^2}{\mu_F^2}\right) + 8\mathcal{D}_1 \right. \\ \left. + 3\delta(1-z) \ln\left(\frac{Q^2}{\mu_F^2}\right) - 2(1+z) \ln\left(\frac{Q^2(1-z)^2}{\mu_F^2 z}\right) - 4\frac{\ln(z)}{1-z} + \frac{8}{3z} - \frac{8z^2}{3} \right], \quad (2.11)$$

$$\Delta_{q(\bar{q})g}^{(1)} = \left(\frac{\pi}{8N_c}\right) \left[\left(-\frac{7}{2} + \frac{4}{z} + z + z^2\right) \ln\left(\frac{Q^2(1-z)^2}{\mu_F^2 z}\right) + \frac{9}{4} - \frac{3}{z} + \frac{9}{2}z - \frac{7}{4}z^2 \right], \quad (2.12)$$

$$\Delta_{gg}^{(1)} = \left(\frac{\pi}{2(N_c^2 - 1)}\right) C_A \left[\left(-\frac{203}{18} + 4\zeta_2\right)\delta(1-z) + 4\mathcal{D}_0 \ln\left(\frac{Q^2}{\mu_F^2}\right) + 8\mathcal{D}_1 \right. \\ \left. + \frac{11}{3}\delta(1-z) \ln\left(\frac{Q^2}{\mu_F^2}\right) + 4\left(-2 + \frac{1}{z} + z - z^2\right) \ln\left(\frac{Q^2(1-z)^2}{\mu_F^2 z}\right) - 4\frac{\ln(z)}{(1-z)} \right. \\ \left. - 1 - \frac{11}{3z} + z + \frac{11z^2}{3} \right] + \left(\frac{\pi}{2(N_c^2 - 1)}\right) n_f \left[\left(\frac{35}{18} - \frac{2}{3} \ln\left(\frac{Q^2}{\mu_F^2}\right)\right) \delta(1-z) \right]. \quad (2.13)$$

Here μ_F and μ_R stand for the factorization and renormalization scales, and the $SU(N_c)$ Casimir operators are $C_F = \frac{N_c^2 - 1}{2N_c}$ and $C_A = N_c$. We have also defined the distributions \mathcal{D}_i as

$$\mathcal{D}_i = \left(\frac{\ln^i(1-z)}{1-z}\right)_+, \quad (2.14)$$

where the $+$ symbol indicates the usual plus-prescription:

$$\int_0^1 dz f_+(z) g(z) = \int_0^1 dz f(z) [g(z) - g(1)]. \quad (2.15)$$

The Riemann zeta function is denoted by $\zeta_i \equiv \zeta(i)$.

We present below the NNLO results in the soft-virtual approximation. Within this approximation we have only contributions to the gluon-gluon and quark-antiquark subprocesses, since the terms proportional to $\delta(1-z)$ and \mathcal{D}_i (which are the ones we obtain within the SV approximation) are absent in other channels. The result for the quark-antiquark subprocess is the following:

$$\Delta_{q\bar{q}}^{(2)SV} = \left(\frac{\pi}{8N_c}\right) C_F^2 \left\{ \left[\frac{2293}{48} - \frac{35}{2}\zeta_2 - 31\zeta_3 + \zeta_4 + \left(-\frac{117}{4} + 6\zeta_2 + 44\zeta_3\right) \ln\left(\frac{Q^2}{\mu_F^2}\right) \right. \right. \\ \left. \left. + \left(\frac{9}{2} - 8\zeta_2\right) \ln^2\left(\frac{Q^2}{\mu_F^2}\right) \right] \delta(1-z) + 64\zeta_3\mathcal{D}_0 - (80 + 32\zeta_2)\mathcal{D}_1 + 32\mathcal{D}_3 \right. \\ \left. - 8(\mathcal{D}_0(2\zeta_2 + 5) - 3(\mathcal{D}_1 + 2\mathcal{D}_2)) \ln\left(\frac{Q^2}{\mu_F^2}\right) + 4(3\mathcal{D}_0 + 4\mathcal{D}_1) \ln^2\left(\frac{Q^2}{\mu_F^2}\right) \right\} \\ + \left(\frac{\pi}{8N_c}\right) C_A C_F \left\{ \left[-\frac{5941}{144} + \frac{82}{9}\zeta_2 + 23\zeta_3 - \frac{3}{2}\zeta_4 + \left(\frac{22}{3}\zeta_2 - 6\zeta_3 + \frac{17}{12}\right) \ln\left(\frac{\mu_R^2}{\mu_F^2}\right) \right. \right. \\ \left. \left. + \frac{11}{4} \ln^2\left(\frac{\mu_R^2}{\mu_F^2}\right) + \frac{1}{4} \ln\left(\frac{\mu_R^2}{Q^2}\right) \left(24\zeta_3 - 11 \ln\left(\frac{\mu_R^2}{Q^2}\right) - 79\right) \right] \delta(1-z) \right\} \quad (2.16)$$

$$\begin{aligned}
 & + \left(-\frac{404}{27} + \frac{44}{3}\zeta_2 + 14\zeta_3 \right) \mathcal{D}_0 + \left(\frac{268}{9} - 8\zeta_2 \right) \mathcal{D}_1 - \frac{44}{3}\mathcal{D}_2 - \frac{44}{3}\mathcal{D}_1 \ln \left(\frac{Q^2}{\mu_R^2} \right) \\
 & + \mathcal{D}_0 \ln \left(\frac{Q^2}{\mu_F^2} \right) \left[\frac{11}{3} \ln \left(\frac{\mu_R^4}{\mu_F^2 Q^2} \right) - 4\zeta_2 + \frac{134}{9} \right] \Big\} \\
 & + \left(\frac{\pi}{8N_c} \right) C_F n_f \left\{ \left[\frac{461}{72} - \frac{16}{9}\zeta_2 + 2\zeta_3 + \frac{1}{2} \ln \left(\frac{\mu_R^2}{Q^2} \right) \right] \left(\ln \left(\frac{\mu_R^2}{Q^2} \right) + 7 \right) \right. \\
 & - \frac{1}{6} \ln \left(\frac{\mu_R^2}{\mu_F^2} \right) \left(8\zeta_2 + 3 \ln \left(\frac{\mu_R^2}{\mu_F^2} \right) + 1 \right) \Big] \delta(1-z) + \left(\frac{56}{27} - \frac{8}{3}\zeta_2 \right) \mathcal{D}_0 - \frac{40}{9}\mathcal{D}_1 + \frac{8}{3}\mathcal{D}_2 \\
 & \left. + \frac{1}{9} \left[-2\mathcal{D}_0 \ln \left(\frac{\mu_R^2}{\mu_F^2} \right) \left(3 \ln \left(\frac{\mu_R^2}{\mu_F^2} \right) + 10 \right) + 6\mathcal{D}_0 \ln^2 \left(\frac{\mu_R^2}{Q^2} \right) + 4(5\mathcal{D}_0 - 6\mathcal{D}_1) \ln \left(\frac{\mu_R^2}{Q^2} \right) \right] \right\}.
 \end{aligned}$$

On the other hand, the gluon-gluon contribution to the NNLO-SV partonic cross section takes the following form:

$$\begin{aligned}
 \Delta_{gg}^{(2)SV} = & \left(\frac{\pi}{2(N_c^2 - 1)} \right) C_A^2 \left\{ \left[\frac{7801}{1296} - \frac{56}{9}\zeta_2 - \frac{22}{3}\zeta_3 - \frac{1}{2}\zeta_4 - \ln \left(\frac{Q^2}{\mu_R^2} \right) \left(\frac{121}{18} \ln \left(\frac{Q^2}{\mu_F^2} \right) + \frac{22\zeta_2}{3} - \frac{2233}{108} \right) \right. \right. \\
 & \left. \left. + \ln \left(\frac{Q^2}{\mu_F^2} \right) \left(\left(\frac{121}{12} - 8\zeta_2 \right) \ln \left(\frac{Q^2}{\mu_F^2} \right) + \frac{44\zeta_2}{3} + 38\zeta_3 - \frac{1945}{54} \right) \right] \delta(1-z) \right. \tag{2.17} \\
 & + \left(-\frac{404}{27} + \frac{44}{3}\zeta_2 + 78\zeta_3 \right) \mathcal{D}_0 + \left(-\frac{544}{9} - 40\zeta_2 \right) \mathcal{D}_1 - \frac{44}{3}\mathcal{D}_2 + 32\mathcal{D}_3 \\
 & + \ln \left(\frac{Q^2}{\mu_F^2} \right) \left[\left(\frac{55\mathcal{D}_0}{3} + 16\mathcal{D}_1 \right) \ln \left(\frac{Q^2}{\mu_F^2} \right) - \mathcal{D}_0 \left(20\zeta_2 + \frac{272}{9} \right) + \frac{88\mathcal{D}_1}{3} + 48\mathcal{D}_2 \right] \\
 & \left. - \ln \left(\frac{Q^2}{\mu_R^2} \right) \left(\frac{22}{3}\mathcal{D}_0 \ln \left(\frac{Q^2}{\mu_F^2} \right) + \frac{44\mathcal{D}_1}{3} \right) \right\} \\
 & + \left(\frac{\pi}{2(N_c^2 - 1)} \right) C_A n_f \left\{ \left[-\frac{2983}{648} - \frac{47}{18}\zeta_2 + \frac{16}{3}\zeta_3 + \ln \left(\frac{Q^2}{\mu_R^2} \right) \left(\frac{22}{9} \ln \left(\frac{Q^2}{\mu_F^2} \right) + \frac{4\zeta_2}{3} - \frac{791}{108} \right) \right. \right. \\
 & \left. \left. - \ln \left(\frac{Q^2}{\mu_F^2} \right) \left(\frac{11}{3} \ln \left(\frac{Q^2}{\mu_F^2} \right) + \frac{8\zeta_2}{3} - \frac{719}{54} \right) \right] \delta(1-z) \right. \\
 & + \left(\frac{56}{27} - \frac{8}{3}\zeta_2 \right) \mathcal{D}_0 + \frac{100}{9}\mathcal{D}_1 + \frac{8}{3}\mathcal{D}_2 + \frac{4}{3} \ln \left(\frac{Q^2}{\mu_R^2} \right) \left[\mathcal{D}_0 \ln \left(\frac{Q^2}{\mu_F^2} \right) + 2\mathcal{D}_1 \right] \\
 & \left. - \frac{2}{9} \ln \left(\frac{Q^2}{\mu_F^2} \right) \left[15\mathcal{D}_0 \ln \left(\frac{Q^2}{\mu_F^2} \right) - 25\mathcal{D}_0 + 24\mathcal{D}_1 \right] \right\} \\
 & + \left(\frac{\pi}{2(N_c^2 - 1)} \right) n_f^2 \left\{ \frac{1225}{1296} + \frac{2}{3}\zeta_2 + \frac{1}{27} \ln \left(\frac{\mu_F^2}{Q^2} \right) \left[9 \ln \left(\frac{\mu_F^2}{Q^2} \right) - 6 \ln \left(\frac{\mu_R^2}{Q^2} \right) + 35 \right] \right. \\
 & \left. - \frac{35}{54} \ln \left(\frac{\mu_R^2}{Q^2} \right) \right\} \delta(1-z) + \left(\frac{\pi}{2(N_c^2 - 1)} \right) C_F n_f \left[\frac{61}{12} - 4\zeta_3 + \ln \left(\frac{\mu_F^2}{Q^2} \right) \right] \delta(1-z).
 \end{aligned}$$

These expressions are obtained by keeping only the most divergent terms of the real contributions when $z \rightarrow 1$, or equivalently, by keeping only the $\delta(1-z)$ and \mathcal{D}_i distributions in the final result. However, the soft limit can be defined in a more natural way by working in Mellin (or N -moment) space, where instead of distributions in z the dominant contributions are given by continuous functions of the variable N . In fact, it was shown that large subleading terms arise when one attempts to formulate the soft-gluon resummation in z -space, and then all-order resummation cannot be systematically defined in z -space [41]. Also, in refs. [30, 36] it was shown that the soft-virtual approximation yields better results at NLO and NNLO for Higgs boson production and the Drell-Yan process if defined in N -space.

We will therefore work within the N -space formulation, in which we take the Mellin transform of the coefficient function $\Delta_{ab}(z)$ and drop all those terms that vanish when $N \rightarrow \infty$, which is the Mellin space analogous of $z \rightarrow 1$. For more details, see for example ref. [30].

3 Phenomenological results

3.1 ADD model

In this section we provide the phenomenological results for the LHC, for a center-of-mass energy $\sqrt{s_H} = 14$ TeV. Taking into account the bounds on M_S for different extra dimensions d obtained by ATLAS [42] and CMS [43] collaborations, we choose for our present analysis the following values: $M_S = 3.7$ TeV ($d = 2$), 3.8 TeV ($d = 3$), 3.2 TeV ($d = 4$), 2.9 TeV ($d = 5$) and 2.7 TeV ($d = 6$). We remark that for the SM contribution to the di-lepton production cross section at NNLO we always use the exact result. On the other hand, for the soft-virtual approximation, used only in the NNLO graviton contributions, we always use the Mellin space definition.

To obtain the hadronic cross section we need to convolute the partonic result with the parton distribution functions (PDFs) in the following way:

$$\frac{d\sigma}{dQ^2}(s_H, Q^2) = \sum_{a,b} \int_0^1 dx_1 dx_2 f_{a/h_1}(x_1, \mu_F^2) f_{b/h_2}(x_2, \mu_F^2) \int_0^1 dz \delta\left(z - \frac{\tau}{x_1 x_2}\right) \frac{d\hat{\sigma}_{ab}}{dQ^2}(s, Q^2), \tag{3.1}$$

where s_H is the hadronic center-of-mass energy, and $\tau = Q^2/s_H$. In all cases we use the MSTW2008 [44] sets of parton distributions (and QCD coupling) at each corresponding order.

In the first place we want to validate the use of the soft-virtual approximation, checking its accuracy at NLO, where the full result is known. We present the results for $d = 3$ and $M_S = 3.8$ TeV; we obtain similar results with the other sets of parameters.

In figure 1 we show the ratio between the approximation and the full NLO result as a function of the di-lepton invariant mass. We also show the ratio between the previous order (LO) and the NLO cross section.

We can observe that the soft-virtual approximation reproduces very accurately the full result, with differences smaller than 10%. Using the NLO-SV result clearly improves the accuracy of the prediction, since the previous order fails to reproduce the NLO by a 40%. At NNLO we expect that the SV approximation will be even more accurate, since the size of the corrections is smaller. Comparing with other processes dominated by gluon fusion in which both NNLO-SV and full NNLO have been computed, such as single [38, 45–48] and double [49, 50] Higgs production, we can expect differences with the exact NNLO result to be smaller than 5%. We recall that the contribution of the gluon-gluon subprocess dominates the graviton production at the LHC in the di-lepton invariant mass region of the current analysis. For instance, at LO it contributes with 73% of the cross section integrated between $Q = 200$ GeV and $Q = 2000$ GeV.

With respect to the theoretical uncertainty, for the total cross section in the range $200 \text{ GeV} \leq Q \leq 2000 \text{ GeV}$ we find a scale variation close to 11% at NLO, while in the case

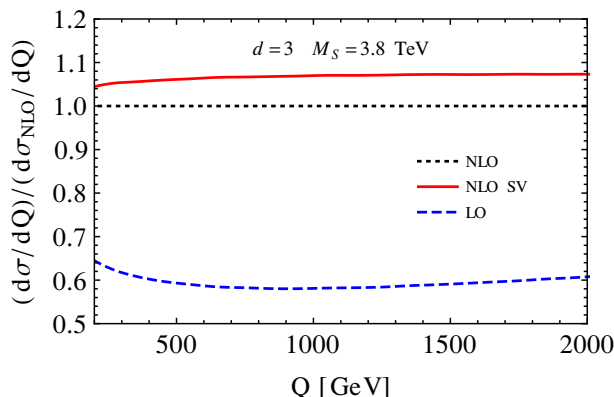


Figure 1. Ratio between the NLO-SV approximation and the full NLO result (red solid) compared with the ratio between the LO and the NLO cross sections (blue dashed) as a function of the di-lepton invariant mass.

of the NLO-SV this value is about 5%, so that at this order the approximation underestimates the uncertainty by a factor 2.

Once we have checked the validity of the approximation, we continue with the NNLO predictions. We recall that our NNLO results are computed using the exact NLO cross section, and then adding the soft-virtual approximation only for the NNLO gravity corrections. For the SM contributions we use the exact NNLO result. For simplicity, we will denote this computation as NNLO.

In figure 2 we show the di-lepton invariant mass distribution for SM, GR and SM+GR at NNLO. Deviations from the SM prediction can be observed for $Q \gtrsim 1000$ GeV. For $Q \simeq 1200$ GeV, the SM and gravity contributions are of the same order, while for larger values of invariant mass the graviton mediated processes dominate the cross section.

We have also considered two different sources of theoretical uncertainties: missing higher orders in the QCD perturbative expansion and uncertainties in the determination of the parton flux. To evaluate the size of the former we vary independently the factorization and renormalization scales in the range $0.5Q \leq \mu_F, \mu_R \leq 2Q$, with the constraint $0.5 \leq \mu_F/\mu_R \leq 2$. With respect to the PDFs uncertainties, we use the 90% C.L. MSTW2008 sets [44]. As we can observe from figure 2 the total scale variation is of $\mathcal{O}(5\%)$ in the whole range of invariant mass. On the other hand, the PDF uncertainty is larger, specially in the gravity dominated invariant mass region, with a total variation close to 15%. This different behaviour for small and large values of invariant mass originates from the larger fractional uncertainty of the gluon-gluon contribution (which dominates the graviton production) compared with the quark-antiquark one (which dominates the SM contribution).

To evaluate the impact of the NNLO corrections we show in figure 3 the corresponding K factor as a function of the di-lepton invariant mass. To normalize we use the LO prediction for $\mu_R = \mu_F = Q$. The bands are obtained by varying the factorization and renormalization scales as indicated before. We also include in the plot the previous order results.

We can observe, both at NLO and NNLO, the transition between the SM and the gravity dominated regions, $Q \lesssim 1000$ GeV and $Q \gtrsim 1000$ GeV respectively. Given that the

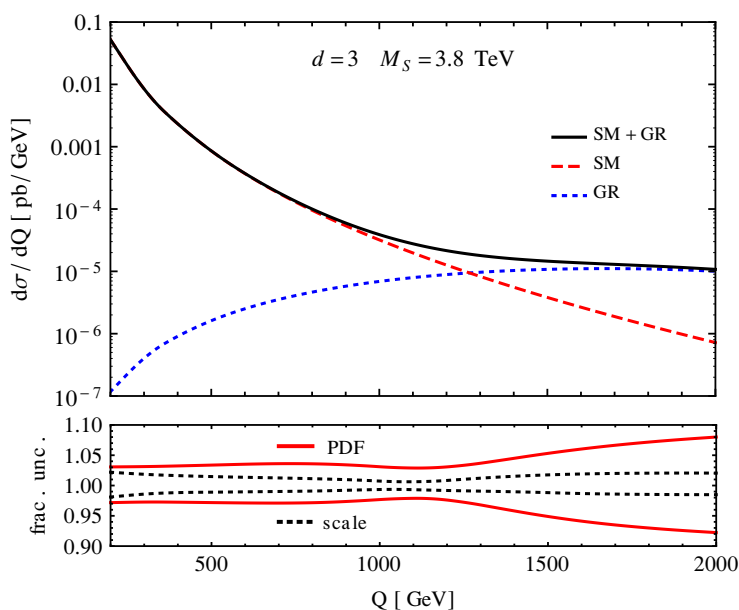


Figure 2. Di-lepton invariant mass distribution at the LHC ($\sqrt{s_H} = 14$ TeV) for SM (blue-dotted), gravity (red-dashed) and SM+GR (black-solid) at NNLO. The lower inset gives the fractional scale (black-dotted) and PDF (red-solid) uncertainties.

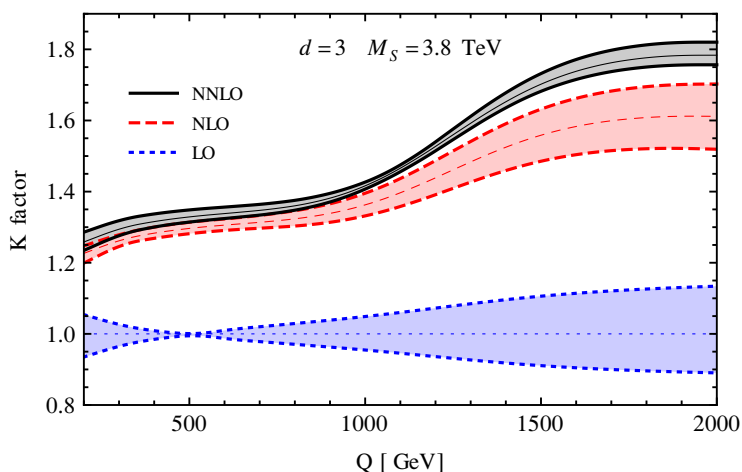


Figure 3. K factors as a function of the di-lepton invariant mass. The bands are obtained by varying the factorization and renormalization scales as indicated in the main text. The different curves correspond to the LO (blue-dotted), NLO (red-dashed) and NNLO (black-solid) predictions.

QCD corrections for the graviton mediated di-lepton production are more sizeable than those of the SM Drell-Yan process, the NNLO K factor goes from $K \simeq 1.3$ to $K \simeq 1.8$ as the value of Q increases. We can also see that there is an overlap between the NLO and NNLO bands for the small invariant mass region, while this does not happen for $Q \gtrsim 1000$ GeV. This might be an effect due to the SV approximation if the underestimation of the uncertainty observed at NLO also holds at NNLO, and we can expect the bands

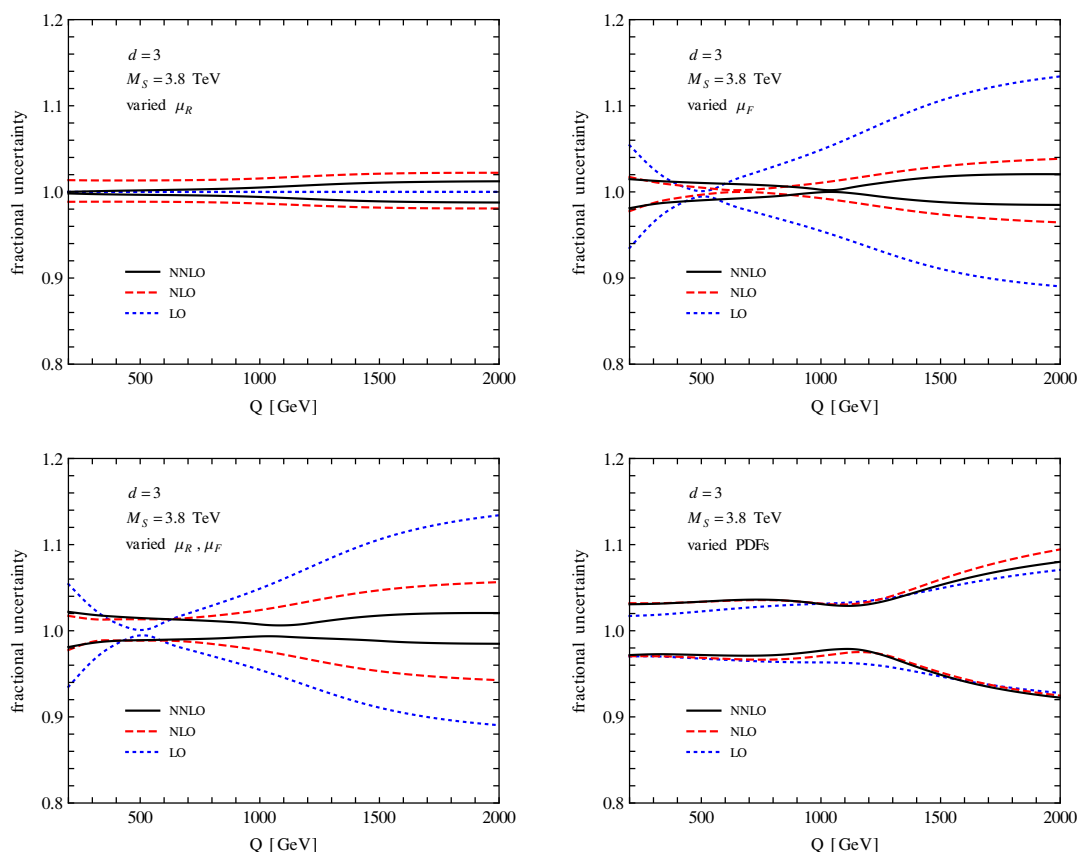


Figure 4. Fractional uncertainties of the di-lepton invariant mass distribution coming from μ_R variation (upper-left), μ_F variation (upper-right), μ_R, μ_F variation (down-left) and PDF uncertainties (down right). In all cases we show the LO (blue-dotted), NLO (red-dashed) and NNLO (black-solid) predictions.

in the gravity dominated region to be larger in the exact NNLO result. However, we also have to consider that an important part of the NNLO scale variation comes from the NLO contribution, for which we use the exact result. At the same time, a small overestimation of the size of the NNLO corrections by the SV approximation (as it was observed at NLO in figure 1) could be also contributing to this gap between the NLO and NNLO predictions.

In figure 4 we present a more detailed analysis of the the theoretical uncertainties. In the upper-left plot we show the fractional variation of the differential cross section as we vary the renormalization scale in the range $0.5Q \leq \mu_R \leq 2Q$, keeping $\mu_F = Q$. Similarly, in the upper-right plot we vary μ_F keeping μ_R fixed. Finally, in the down-left figure we show the total scale variation, varying simultaneously and independently both scales as indicated before. On the other hand, in the down-right plot we present the fractional variation of the cross section coming from the parton flux determination uncertainties. In all cases we show the LO, NLO and NNLO results.

We can observe that the μ_R dependence starts at NLO, with a total variation going from 3% at $Q = 200$ GeV to 4% at $Q = 2000$ GeV. At NNLO, the uncertainty is substan-

\tilde{k}	0.04	0.05	0.06	0.07	0.08	0.09	0.1
$M_1^{\min}[\text{TeV}]$	1.35	1.55	1.55	1.65	1.7	1.8	1.95
$M_1^{\max}[\text{TeV}]$	1.55	1.95	2.3	2.7	3.1	3.45	3.85

Table 1. Values of \tilde{k} and M_1 used for the present analysis.

tially reduced for the lower values of invariant mass, with a variation of less than 0.5%, while in the gravity dominated region the reduction is less significant.

As to the μ_F dependence, we can see that there is a zone of minimal variation which tends to move to higher values of invariant mass as we increase the order of the calculation. Aside from that, in the large invariant mass region we can clearly observe how the uncertainty is reduced from LO to NLO and from NLO to NNLO.

The reduction of the uncertainties can be better observed in the total scale variation plot. As mentioned before, we can see that the NNLO total scale uncertainty remains quite constant in the whole range of invariant mass, with a value close to 4%. As we can see from the plot, this result is three times smaller than the previous order uncertainty in the gravity dominated region. On the other hand, for the SM dominated invariant mass region the NLO and NNLO scale variation is of the same order.

Finally, we have the parton flux uncertainties, which as stressed before are the main source of theoretical uncertainties at NNLO. In this case, we can observe that there is no significant difference between the results as we increase the order of the perturbative calculation.

All the analysis described in this section was repeated for each of the model parameter sets, obtaining similar results. In figure 5 we show the di-lepton invariant mass distributions for each of them at NNLO and the corresponding K factors, for $\mu_F = \mu_R = Q$. In all cases we can observe the same transition from the SM- to the GR-dominated region, and the resulting increase in the K factor.

3.2 RS model

We present now the predictions for the single graviton production in the Randall-Sundrum model at the LHC. Taking into account the latest bounds obtained by ATLAS [42] and CMS [43], and the requirement $\Lambda_\pi \lesssim 10$ TeV, we have for each value of $\tilde{k} = k/\overline{M}_P$ a minimum and a maximum value of M_1 allowed. At the same time, precision electroweak data and perturbativity requirements constrain the value of \tilde{k} in the range $0.01 \lesssim \tilde{k} \lesssim 0.1$ (some of these values are already excluded by the experiments). In table 1 we show the values of \tilde{k} we used, and the corresponding minimum and maximum for M_1 . These values explore the whole space of allowed parameters.

In figure 6 we show the total cross section as a function of the lightest RS graviton mass for $\tilde{k} = 0.06$ at LO, NLO and NNLO, the latest within the soft-virtual approximation. We can observe the exponential decay as we go to larger values of M_1 . The lower inset gives the fractional scale and PDF uncertainties. We can observe that the scale variation remains almost constant throughout all the range of masses, with a total uncertainty of less than 5%.

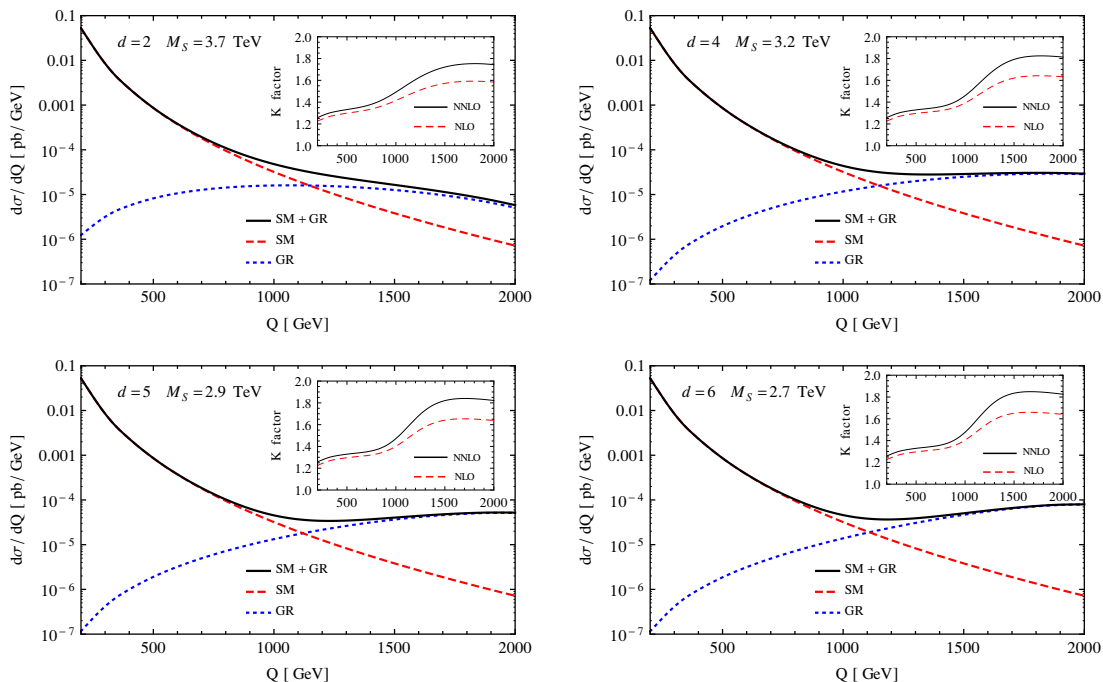


Figure 5. Di-lepton invariant mass distribution for SM (blue-dotted), gravity (red-dashed) and SM+GR (black-solid) at NNLO for $M_S = 3.7$ TeV and $d = 2$ (upper-left), $M_S = 3.2$ TeV and $d = 4$ (upper-right), $M_S = 2.9$ TeV and $d = 5$ (down-left) and $M_S = 2.7$ TeV and $d = 6$ (down-right). The inset plots show the corresponding K factors at NLO (red-dashed) and NNLO (black-solid).

Again, we could expect the exact NNLO uncertainty to be larger. The PDF uncertainty is considerably larger, with a variation close to 15% or 20%, depending on the value of M_1 .

The NNLO corrections are sizeable. This can be better seen in figure 7, where we show the corresponding K factor, again as a function of M_1 . We can observe that the K factor is close to 1.9 for the minimum value of M_1 , and goes down to 1.8 as we reach the maximum. This represents an increase close to 15% with respect to the NLO result. We can also notice that the size of the bands, obtained performing the scale variation as indicated before, is considerably smaller at NNLO than in the previous orders.

Given that, for a fixed value of M_1 , the size of \tilde{k} only represents an overall normalization, the K factor only depends on M_1 . We provide then the following analytic expression that parametrizes the NNLO-SV K factor:

$$K_{NNLO}^{SV} = 2.207 - 0.239 \left(\frac{M_1}{1 \text{ TeV}} \right)^{0.663}. \quad (3.2)$$

This expression is valid for $1.35 \text{ TeV} \leq M_1 \leq 3.85 \text{ TeV}$, which includes the whole range of allowed values of M_1 . The difference between this analytic expression and the exact NNLO-SV result is always smaller than 0.5%. We remark that this expression is valid for any value of \tilde{k} or Λ_π .

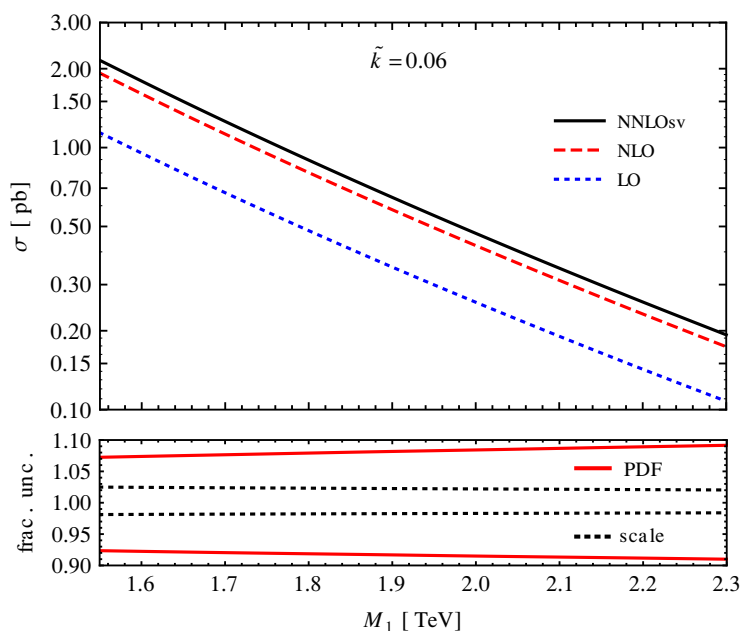


Figure 6. Total single graviton production cross section at the LHC ($\sqrt{s_H} = 14$ TeV) as a function of the lightest RS graviton mass at LO (blue-dotted), NLO (red-dashed) and NNLO (black-solid), the latest within the soft-virtual approximation. The lower inset gives the fractional scale (black-dotted) and PDF (red-solid) uncertainties.

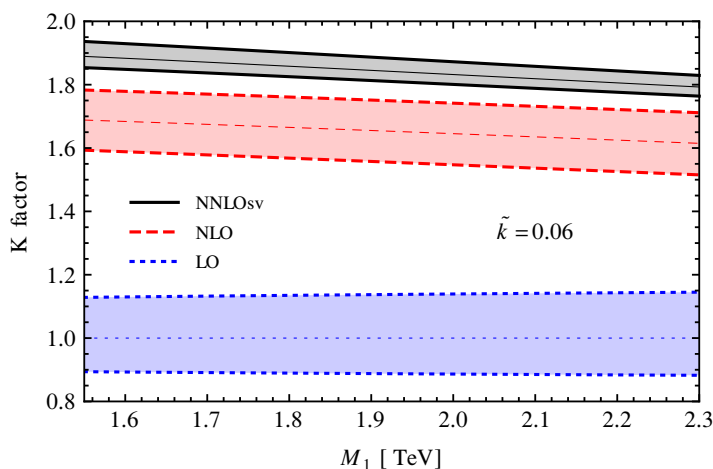


Figure 7. K factors as a function of the lightest RS graviton. The bands are obtained by varying the factorization and renormalization scales as indicated in the main text. The different curves correspond to the LO (blue-dotted), NLO (red-dashed) and NNLO (black-solid) predictions, the last within the soft-virtual approximation.

4 Conclusions

We have calculated the NNLO QCD corrections to the graviton production in models of TeV-scale gravity, working within the soft-virtual approximation, which is known to be

very accurate for similar processes. We expect that the differences between our predictions and the exact NNLO result will be smaller than 5%.

We considered the ADD and RS models. For the first, we computed the graviton contribution to the Drell-Yan process, while for the RS model we calculated the single graviton production cross section.

For the ADD model at the LHC, with a center-of-mass energy $\sqrt{s_H} = 14$ TeV, we found a large K factor ($K \simeq 1.8$) for large values of the di-lepton invariant mass. This region is dominated by the graviton contribution, whose QCD corrections are substantially larger than the SM ones. The increment with respect to the previous order result is larger than 10%.

We also observe a substantial reduction in the scale uncertainty, with a total variation close to 4%. This value is about three times smaller than the NLO result in the large invariant mass region. Since at NLO the soft-virtual approximation underestimates the total uncertainty by a factor 2, we can expect the exact NNLO scale variation to be larger. However, given that in our approximation the NLO contribution is treated in an exact way, and given that the NLO is an important contribution to the total NNLO variation, we can also expect the SV approximation to be more accurate at this order with respect to this source of theoretical uncertainty. On the other hand, for the PDF uncertainty we found a total variation similar to what was found at NLO.

For the RS model we found a similar behaviour with respect to the NNLO QCD corrections. In this case, we also provide a simple analytic parametrization of the NNLO K factor, which only depends on M_1 , and is valid for any value of \tilde{k} or Λ_π . Its value goes from 1.92 for $M_1 = 1.35$ TeV to 1.62 for $M_1 = 3.85$ TeV.

Acknowledgments

The work of DdeF and JM was supported in part by UBACYT, CONICET, ANPCyT and the Research Executive Agency (REA) of the European Union under the Grant Agreement number PITN-GA-2010-264564 (LHCPhenoNet). MM would like to thank IMSc for hospitality during the course of this work.

Open Access. This article is distributed under the terms of the Creative Commons Attribution License ([CC-BY 4.0](https://creativecommons.org/licenses/by/4.0/)), which permits any use, distribution and reproduction in any medium, provided the original author(s) and source are credited.

References

- [1] N. Arkani-Hamed, S. Dimopoulos and G.R. Dvali, *The hierarchy problem and new dimensions at a millimeter*, *Phys. Lett. B* **429** (1998) 263 [[hep-ph/9803315](https://arxiv.org/abs/hep-ph/9803315)] [[INSPIRE](https://inspirehep.net/literature/48090)].
- [2] I. Antoniadis, N. Arkani-Hamed, S. Dimopoulos and G.R. Dvali, *New dimensions at a millimeter to a Fermi and superstrings at a TeV*, *Phys. Lett. B* **436** (1998) 257 [[hep-ph/9804398](https://arxiv.org/abs/hep-ph/9804398)] [[INSPIRE](https://inspirehep.net/literature/48090)].

- [3] N. Arkani-Hamed, S. Dimopoulos and G.R. Dvali, *Phenomenology, astrophysics and cosmology of theories with submillimeter dimensions and TeV scale quantum gravity*, *Phys. Rev. D* **59** (1999) 086004 [[hep-ph/9807344](#)] [[INSPIRE](#)].
- [4] L. Randall and R. Sundrum, *A large mass hierarchy from a small extra dimension*, *Phys. Rev. Lett.* **83** (1999) 3370 [[hep-ph/9905221](#)] [[INSPIRE](#)].
- [5] T. Han, J.D. Lykken and R.-J. Zhang, *On Kaluza-Klein states from large extra dimensions*, *Phys. Rev. D* **59** (1999) 105006 [[hep-ph/9811350](#)] [[INSPIRE](#)].
- [6] G.F. Giudice, R. Rattazzi and J.D. Wells, *Quantum gravity and extra dimensions at high-energy colliders*, *Nucl. Phys. B* **544** (1999) 3 [[hep-ph/9811291](#)] [[INSPIRE](#)].
- [7] J.L. Hewett, *Indirect collider signals for extra dimensions*, *Phys. Rev. Lett.* **82** (1999) 4765 [[hep-ph/9811356](#)] [[INSPIRE](#)].
- [8] P. Mathews, S. Raychaudhuri and K. Sridhar, *Getting to the top with extra dimensions*, *Phys. Lett. B* **450** (1999) 343 [[hep-ph/9811501](#)] [[INSPIRE](#)].
- [9] P. Mathews, S. Raychaudhuri and K. Sridhar, *Testing TeV scale quantum gravity using dijet production at the Tevatron*, *JHEP* **07** (2000) 008 [[hep-ph/9904232](#)] [[INSPIRE](#)].
- [10] M.C. Kumar, P. Mathews, V. Ravindran and S. Seth, *Neutral triple electroweak gauge boson production in the large extra-dimension model at the LHC*, *Phys. Rev. D* **85** (2012) 094507 [[arXiv:1111.7063](#)] [[INSPIRE](#)].
- [11] L. Xiao-Zhou, D. Peng-Fei, M. Wen-Gan, Z. Ren-You and G. Lei, *WWZ/ γ production in large extra dimensions model at LHC and ILC*, *Phys. Rev. D* **86** (2012) 095008 [[arXiv:1209.6401](#)] [[INSPIRE](#)].
- [12] P. Mathews, V. Ravindran, K. Sridhar and W.L. van Neerven, *Next-to-leading order QCD corrections to the Drell-Yan cross section in models of TeV-scale gravity*, *Nucl. Phys. B* **713** (2005) 333 [[hep-ph/0411018](#)] [[INSPIRE](#)].
- [13] P. Mathews and V. Ravindran, *Angular distribution of Drell-Yan process at hadron colliders to NLO-QCD in models of TeV scale gravity*, *Nucl. Phys. B* **753** (2006) 1 [[hep-ph/0507250](#)] [[INSPIRE](#)].
- [14] M.C. Kumar, P. Mathews and V. Ravindran, *PDF and scale uncertainties of various DY distributions in ADD and RS models at hadron colliders*, *Eur. Phys. J. C* **49** (2007) 599 [[hep-ph/0604135](#)] [[INSPIRE](#)].
- [15] M.C. Kumar, P. Mathews, V. Ravindran and A. Tripathi, *Diphoton signals in theories with large extra dimensions to NLO QCD at hadron colliders*, *Phys. Lett. B* **672** (2009) 45 [[arXiv:0811.1670](#)] [[INSPIRE](#)].
- [16] M.C. Kumar, P. Mathews, V. Ravindran and A. Tripathi, *Direct photon pair production at the LHC to order α_s in TeV scale gravity models*, *Nucl. Phys. B* **818** (2009) 28 [[arXiv:0902.4894](#)] [[INSPIRE](#)].
- [17] N. Greiner, G. Heinrich, J. Reichel and J.F. von Soden-Fraunhofen, *NLO QCD corrections to diphoton plus jet production through graviton exchange*, *JHEP* **11** (2013) 028 [[arXiv:1308.2194](#)] [[INSPIRE](#)].
- [18] N. Agarwal, V. Ravindran, V.K. Tiwari and A. Tripathi, *Z boson pair production at the LHC to $O(\alpha_s)$ in TeV scale gravity models*, *Nucl. Phys. B* **830** (2010) 248 [[arXiv:0909.2651](#)] [[INSPIRE](#)].

- [19] N. Agarwal, V. Ravindran, V.K. Tiwari and A. Tripathi, *Next-to-leading order QCD corrections to the Z boson pair production at the LHC in Randall Sundrum model*, *Phys. Lett. B* **686** (2010) 244 [[arXiv:0910.1551](#)] [[INSPIRE](#)].
- [20] N. Agarwal, V. Ravindran, V.K. Tiwari and A. Tripathi, *W^+W^- production in large extra dimension model at next-to-leading order in QCD at the LHC*, *Phys. Rev. D* **82** (2010) 036001 [[arXiv:1003.5450](#)] [[INSPIRE](#)].
- [21] N. Agarwal, V. Ravindran, V.K. Tiwari and A. Tripathi, *Next-to-leading order QCD corrections to W^+W^- production at the LHC in Randall Sundrum model*, *Phys. Lett. B* **690** (2010) 390 [[arXiv:1003.5445](#)] [[INSPIRE](#)].
- [22] R. Frederix et al., *Diphoton production in the ADD model to NLO+parton shower accuracy at the LHC*, *JHEP* **12** (2012) 102 [[arXiv:1209.6527](#)] [[INSPIRE](#)].
- [23] R. Frederix, M.K. Mandal, P. Mathews, V. Ravindran and S. Seth, *Drell-Yan, ZZ, W^+W^- production in SM & ADD model to NLO+PS accuracy at the LHC*, *Eur. Phys. J. C* **74** (2014) 2745 [[arXiv:1307.7013](#)] [[INSPIRE](#)].
- [24] S. Karg, M. Krämer, Q. Li and D. Zeppenfeld, *NLO QCD corrections to graviton production at hadron colliders*, *Phys. Rev. D* **81** (2010) 094036 [[arXiv:0911.5095](#)] [[INSPIRE](#)].
- [25] X. Gao, C.S. Li, J. Gao, J. Wang and R.J. Oakes, *Next-to-leading order QCD predictions for graviton and photon associated production in the large extra dimensions model at the LHC*, *Phys. Rev. D* **81** (2010) 036008 [[arXiv:0912.0199](#)] [[INSPIRE](#)].
- [26] M.C. Kumar, P. Mathews, V. Ravindran and S. Seth, *Graviton plus vector boson production to NLO in QCD at the LHC*, *Nucl. Phys. B* **847** (2011) 54 [[arXiv:1011.6199](#)] [[INSPIRE](#)].
- [27] M.C. Kumar, P. Mathews, V. Ravindran and S. Seth, *Vector boson production in association with KK modes of the ADD model to NLO in QCD at LHC*, *J. Phys. G* **38** (2011) 055001 [[arXiv:1004.5519](#)] [[INSPIRE](#)].
- [28] M.C. Kumar et al., *Spin-analysis of s-channel diphoton resonances at the LHC*, *Phys. Rev. D* **84** (2011) 115008 [[arXiv:1108.3764](#)] [[INSPIRE](#)].
- [29] D. de Florian, M. Mahakhud, P. Mathews, J. Mazzitelli and V. Ravindran, *Quark and gluon spin-2 form factors to two-loops in QCD*, *JHEP* **02** (2014) 035 [[arXiv:1312.6528](#)] [[INSPIRE](#)].
- [30] D. de Florian and J. Mazzitelli, *A next-to-next-to-leading order calculation of soft-virtual cross sections*, *JHEP* **12** (2012) 088 [[arXiv:1209.0673](#)] [[INSPIRE](#)].
- [31] V. Ravindran, *On Sudakov and soft resummations in QCD*, *Nucl. Phys. B* **746** (2006) 58 [[hep-ph/0512249](#)] [[INSPIRE](#)].
- [32] V. Ravindran, *Higher-order threshold effects to inclusive processes in QCD*, *Nucl. Phys. B* **752** (2006) 173 [[hep-ph/0603041](#)] [[INSPIRE](#)].
- [33] S. Moch and A. Vogt, *Higher-order soft corrections to lepton pair and Higgs boson production*, *Phys. Lett. B* **631** (2005) 48 [[hep-ph/0508265](#)] [[INSPIRE](#)].
- [34] E. Laenen and L. Magnea, *Threshold resummation for electroweak annihilation from DIS data*, *Phys. Lett. B* **632** (2006) 270 [[hep-ph/0508284](#)] [[INSPIRE](#)].
- [35] A. Idilbi, X.-D. Ji, J.-P. Ma and F. Yuan, *Threshold resummation for Higgs production in effective field theory*, *Phys. Rev. D* **73** (2006) 077501 [[hep-ph/0509294](#)] [[INSPIRE](#)].
- [36] S. Catani, D. de Florian, M. Grazzini and P. Nason, *Soft gluon resummation for Higgs boson production at hadron colliders*, *JHEP* **07** (2003) 028 [[hep-ph/0306211](#)] [[INSPIRE](#)].

- [37] R. Hamberg, W.L. van Neerven and T. Matsuura, *A complete calculation of the order α_s^2 correction to the Drell-Yan K factor*, *Nucl. Phys. B* **359** (1991) 343 [Erratum *ibid.* **B 644** (2002) 403] [[INSPIRE](#)].
- [38] R.V. Harlander and W.B. Kilgore, *Next-to-next-to-leading order Higgs production at hadron colliders*, *Phys. Rev. Lett.* **88** (2002) 201801 [[hep-ph/0201206](#)] [[INSPIRE](#)].
- [39] G.F. Giudice and A. Strumia, *Constraints on extra dimensional theories from virtual graviton exchange*, *Nucl. Phys. B* **663** (2003) 377 [[hep-ph/0301232](#)] [[INSPIRE](#)].
- [40] G.F. Giudice, T. Plehn and A. Strumia, *Graviton collider effects in one and more large extra dimensions*, *Nucl. Phys. B* **706** (2005) 455 [[hep-ph/0408320](#)] [[INSPIRE](#)].
- [41] S. Catani, M.L. Mangano, P. Nason and L. Trentadue, *The resummation of soft gluons in hadronic collisions*, *Nucl. Phys. B* **478** (1996) 273 [[hep-ph/9604351](#)] [[INSPIRE](#)].
- [42] ATLAS collaboration, *Search for extra dimensions using diphoton events in 7 TeV proton-proton collisions with the ATLAS detector*, *Phys. Lett. B* **710** (2012) 538 [[arXiv:1112.2194](#)] [[INSPIRE](#)].
- [43] CMS collaboration, *Search for signatures of extra dimensions in the diphoton mass spectrum at the Large Hadron Collider*, *Phys. Rev. Lett.* **108** (2012) 111801 [[arXiv:1112.0688](#)] [[INSPIRE](#)].
- [44] A.D. Martin, W.J. Stirling, R.S. Thorne and G. Watt, *Parton distributions for the LHC*, *Eur. Phys. J. C* **63** (2009) 189 [[arXiv:0901.0002](#)] [[INSPIRE](#)].
- [45] S. Catani, D. de Florian and M. Grazzini, *Higgs production in hadron collisions: soft and virtual QCD corrections at NNLO*, *JHEP* **05** (2001) 025 [[hep-ph/0102227](#)] [[INSPIRE](#)].
- [46] R.V. Harlander and W.B. Kilgore, *Soft and virtual corrections to proton proton $\rightarrow H + x$ at NNLO*, *Phys. Rev. D* **64** (2001) 013015 [[hep-ph/0102241](#)] [[INSPIRE](#)].
- [47] C. Anastasiou and K. Melnikov, *Higgs boson production at hadron colliders in NNLO QCD*, *Nucl. Phys. B* **646** (2002) 220 [[hep-ph/0207004](#)] [[INSPIRE](#)].
- [48] V. Ravindran, J. Smith and W.L. van Neerven, *NNLO corrections to the total cross-section for Higgs boson production in hadron hadron collisions*, *Nucl. Phys. B* **665** (2003) 325 [[hep-ph/0302135](#)] [[INSPIRE](#)].
- [49] D. de Florian and J. Mazzitelli, *Two-loop virtual corrections to Higgs pair production*, *Phys. Lett. B* **724** (2013) 306 [[arXiv:1305.5206](#)] [[INSPIRE](#)].
- [50] D. de Florian and J. Mazzitelli, *Higgs boson pair production at next-to-next-to-leading order in QCD*, *Phys. Rev. Lett.* **111** (2013) 201801 [[arXiv:1309.6594](#)] [[INSPIRE](#)].