



# Autophagy



ISSN: 1554-8627 (Print) 1554-8635 (Online) Journal homepage: <https://www.tandfonline.com/loi/kaup20>

## Autophagy, Inflammation, and Metabolism (AIM) Center of Biomedical Research Excellence: supporting the next generation of autophagy researchers and fostering international collaborations

Vojo Deretic, Eric Prossnitz, Mark Burge, Matthew J. Campen, Judy Cannon, Ke Jian Liu, Larry A. Sklar, Lee Allers, Sally Ann Garcia, Eric H. Baehrecke, Christian Behrends, Francesco Cecconi, Patrice Codogno, Guang-Chao Chen, Zvulun Elazar, Eeva-Liisa Eskelinen, Bernard Fourie, Devrim Gozuacik, Wanjin Hong, Gokhan Hotamisligi, Marja Jäättelä, Eun-Kyeong Jo, Terje Johansen, Gábor Juhász, Adi Kimchi, Nicholas Ktistakis, Guido Kroemer, Noboru Mizushima, Christian Münz, Fulvio Reggiori, David Rubinsztein, Kevin Ryan, Kate Schroder, Anne Simonsen, Sharon Tooze, Maria I. Vaccaro, Tamotsu Yoshimori, Li Yu, Hong Zhang & Daniel J. Klionsky

To cite this article: Vojo Deretic, Eric Prossnitz, Mark Burge, Matthew J. Campen, Judy Cannon, Ke Jian Liu, Larry A. Sklar, Lee Allers, Sally Ann Garcia, Eric H. Baehrecke, Christian Behrends, Francesco Cecconi, Patrice Codogno, Guang-Chao Chen, Zvulun Elazar, Eeva-Liisa Eskelinen, Bernard Fourie, Devrim Gozuacik, Wanjin Hong, Gokhan Hotamisligi, Marja Jäättelä, Eun-Kyeong Jo, Terje Johansen, Gábor Juhász, Adi Kimchi, Nicholas Ktistakis, Guido Kroemer, Noboru Mizushima, Christian Münz, Fulvio Reggiori, David Rubinsztein, Kevin Ryan, Kate Schroder, Anne Simonsen, Sharon Tooze, Maria I. Vaccaro, Tamotsu Yoshimori, Li Yu, Hong Zhang & Daniel J. Klionsky (2018) Autophagy, Inflammation, and Metabolism (AIM) Center of Biomedical Research Excellence: supporting the next generation of autophagy researchers and fostering international collaborations, *Autophagy*, 14:6, 925-929, DOI: [10.1080/15548627.2018.1465784](https://doi.org/10.1080/15548627.2018.1465784)

To link to this article: <https://doi.org/10.1080/15548627.2018.1465784>



Accepted author version posted online: 23 Jun 2018.  
Published online: 09 Aug 2018.



Submit your article to this journal [↗](#)



Article views: 1950



View related articles [↗](#)



View Crossmark data [↗](#)

















---



Citing articles: 2 View citing articles [↗](#)

---

## Autophagy, Inflammation, and Metabolism (AIM) Center of Biomedical Research Excellence: supporting the next generation of autophagy researchers and fostering international collaborations

Vojo Deretic <sup>a</sup>, Eric Prossnitz <sup>a</sup>, Mark Burge<sup>a</sup>, Matthew J. Campen<sup>a</sup>, Judy Cannon <sup>a</sup>, Ke Jian Liu<sup>a</sup>, Larry A. Sklar <sup>a</sup>, Lee Allers<sup>a</sup>, Sally Ann Garcia<sup>a</sup>, Eric H. Baehrecke<sup>b</sup>, Christian Behrends <sup>c</sup>, Francesco Cecconi <sup>d,e</sup>, Patrice Codogno <sup>f,g</sup>, Guang-Chao Chen<sup>h</sup>, Zvulun Elazar<sup>i</sup>, Eeva-Liisa Eskelinen<sup>j</sup>, Bernard Fourie <sup>k</sup>, Devrim Gozuacik <sup>l</sup>, Wanjin Hong<sup>m</sup>, Gokhan Hotamisligi<sup>n,o</sup>, Marja Jäättelä <sup>p</sup>, Eun-Kyeong Jo <sup>q</sup>, Terje Johansen <sup>r</sup>, Gábor Juhász <sup>s,t</sup>, Adi Kimchi<sup>u</sup>, Nicholas Ktistakis<sup>v</sup>, Guido Kroemer <sup>g,w,x,y,z</sup>, Noboru Mizushima <sup>aa</sup>, Christian Münz<sup>bb</sup>, Fulvio Reggiori<sup>cc</sup>, David Rubinsztein<sup>dd</sup>, Kevin Ryan <sup>ee</sup>, Kate Schroder<sup>ff</sup>, Anne Simonsen <sup>gg</sup>, Sharon Tooze <sup>hh</sup>, Maria Vaccaro<sup>ii</sup>, Tamotsu Yoshimori<sup>jj,kk</sup>, Li Yu<sup>ll</sup>, Hong Zhang<sup>mm</sup>, and Daniel J. Klionsky <sup>nn</sup>

<sup>a</sup>Autophagy Inflammation and Metabolism Center of Biomedical Research Excellence, University of New Mexico Health Sciences Center, Albuquerque, NM, USA; <sup>b</sup>Department of Molecular, Cell and Cancer Biology, University of Massachusetts Medical School, Worcester, MA, USA; <sup>c</sup>Munich Cluster of Systems Neurology (SyNergy), Ludwig-Maximilians-Universität München Feodor-Lynen Str., München, Germany; <sup>d</sup>Dulbecco Telethon Institute at the Department of Biology, University of Rome "Tor Vergata", Rome, Italy; <sup>e</sup>Danish Cancer Society Research Center, Copenhagen Ø, Denmark; <sup>f</sup>Institut Necker-Enfants Malades (INEM), INSERM U1151- CNRS UMR, Paris, France; <sup>g</sup>The Université Paris Descartes, Sorbonne Paris Cité, Paris, France; <sup>h</sup>Academia Sinica Institute of Biological Chemistry, Taipei, Taiwan; <sup>i</sup>Department of Biomolecular Sciences, The Weizmann Institute of Science, Rehovot, Israel; <sup>j</sup>University of Turku Institute of Biomedicine, Turku, Finland; <sup>k</sup>Department of Medical Microbiology, University of Pretoria, Pretoria, South Africa; <sup>l</sup>Molecular Biology Genetics and Bioengineering Program, SUNUM Nanotechnology Research and Application Center and EFSUN Nanodiagnostics Center of Excellence, Sabanci University, Istanbul, Turkey; <sup>m</sup>Institute of Molecular and Cell Biology (IMCB), A\*STAR, Singapore, Singapore; <sup>n</sup>Department of Genetics and Complex Diseases, Harvard School of Public Health, Boston, MA, USA; <sup>o</sup>The Broad Institute of Harvard and MIT, Cambridge, MA, USA; <sup>p</sup>Cell Death and Metabolism Unit, Center for Autophagy, Recycling and Disease, Danish Cancer Society Research Center, Copenhagen, Denmark; <sup>q</sup>Department of Microbiology, Chungnam National University School of Medicine Jung-gu, Daejeon, S. Korea; <sup>r</sup>Molecular Cancer Research Group, Institute of Medical Biology, University of Tromsø - The Arctic University of Norway, Tromsø, Norway; <sup>s</sup>Department of Anatomy, Cell and Developmental Biology, Eotvos Lorand University, Budapest, Hungary; <sup>t</sup>Institute of Genetics, Biological Research Center of the Hungarian Academy of Sciences, Szeged, Hungary; <sup>u</sup>Department of Molecular Genetics, Weizmann Institute of Science, Rehovot, Israel; <sup>v</sup>The Babraham Institute, Cambridge, UK; <sup>w</sup>Equipe 11 labellisée par la Ligue Nationale contre le Cancer, Centre de Recherche des Cordeliers, INSERM U1138, Paris, France; <sup>x</sup>Publique-Hôpitaux de Paris, Labex Immuno-Oncology, The Pôle de Biologie, Hôpital Européen Georges Pompidou, Paris, France; <sup>y</sup>The Metabolomics and Cell Biology Platforms, Institut Gustave Roussy, Villejuif, France; <sup>z</sup>Karolinska Institute, Department of Women's and Children's Health, Karolinska University Hospital, Stockholm, Sweden; <sup>aa</sup>Department of Biochemistry and Molecular Biology, Graduate School and Faculty of Medicine, The University of Tokyo, Tokyo, Japan; <sup>bb</sup>Viral Immunobiology, Institute of Experimental Immunology, University of Zürich, Zürich, Switzerland; <sup>cc</sup>Department of Cell Biology, University of Groningen, University Medical Center Groningen, Groningen, The Netherlands; <sup>dd</sup>Department of Medical Genetics, Cambridge Institute for Medical Research, and UK Dementia Research Institute, Wellcome Trust/MRC Building, Cambridge Biomedical, Cambridge, UK; <sup>ee</sup>Cancer Research UK Beatson Institute, Glasgow, UK; <sup>ff</sup>Institute for Molecular Bioscience (IMB) and IMB Centre for Inflammation and Disease Research, The University of Queensland, St Lucia, Australia; <sup>gg</sup>Department of Molecular Medicine, Institute of Basic Medical Sciences and Centre for Cancer Cell Reprogramming, Institute of Clinical Medicine, Faculty of Medicine, University of Oslo, Oslo, Norway; <sup>hh</sup>Molecular Cell Biology of Autophagy Laboratory, The Francis Crick Institute, London, UK; <sup>ii</sup>Pathophysiology, CONICET, Institute of Biochemistry and Molecular Medicine, School of Pharmacy and Biochemistry, University of Buenos Aires, Buenos Aires, Argentina; <sup>jj</sup>Department of Genetics, Graduate School of Medicine, Osaka University, Osaka, Japan; <sup>kk</sup>Laboratory of Intracellular Membrane Dynamics, Graduate School of Frontier Biosciences, Osaka University, Osaka, Japan; <sup>ll</sup>The State Key Laboratory of Membrane Biology, Tsinghua University-Peking University Joint Centre for Life Sciences, School of Life Sciences, Tsinghua University, Beijing, China; <sup>mm</sup>National Laboratory of Biomacromolecules, CAS Center for Excellence in Biomacromolecules, Institute of Biophysics, and College of Life Sciences, University of Chinese Academy of Sciences, Beijing, P.R. China; <sup>nn</sup>Life Sciences Institute, University of Michigan, Ann Arbor, USA

### ABSTRACT

Recently, NIH has funded a center for autophagy research named the Autophagy, Inflammation, and Metabolism (AIM) Center of Biomedical Research Excellence, located at the University of New Mexico Health Science Center (UNM HSC), with aspirations to promote autophagy research locally, nationally, and internationally. The center has 3 major missions: (i) to support junior faculty in their endeavors to develop investigations in this area and obtain independent funding; (ii) to develop and provide technological platforms to advance autophagy research with emphasis on cellular approaches for high quality reproducible research; and (iii) to foster international collaborations through the formation of an International Council of Affiliate Members and through hosting national and international workshops and symposia. Scientifically, the AIM center is focused on autophagy and its intersections with other processes, with emphasis on both fundamental discoveries and applied translational research.

## Introduction

The purpose of this article is to inform the international autophagy research community about the establishment of a new center for autophagy research that we think will be a useful resource to the scientific community interested in fundamental and disease-related research on autophagy. The National Institutes of Health (NIH) Centers of Biomedical Research Excellence (CoBRE) program, of which the Autophagy, Inflammation, and Metabolism Center (AIM) is a part of and is funded by, has the mission to develop research capacity through several mechanisms housed within thematic centers focused on a multidisciplinary theme, such as autophagy, with cross-cutting implications for both fundamental science and translational research. The AIM center's specific mission is to provide a national and international hub for advancement of autophagy research. This includes autophagy and its connections with other fundamental processes, often in disease contexts but also from the perspective of basic science. The initial and evolving processes for achieving these goals are multi-pronged as described below.

### Enabling junior investigators whose research is focused on autophagy as the central theme of the center

The research-building mechanism that will have the most significance and financial impact through the AIM center is to provide multi-year funding support to junior faculty. This funding of individual projects is at a level equivalent to a typical NIH R01 project, or independent group leader funding, enabling junior investigators (usually starting Assistant Professors on a tenure track, referred to as mentored Principal Investigators, or 'mPIs') to develop their program sufficiently to be able to compete for their own independent R01-level funding. This is done in a mentored and collaborative environment, further bolstered by high-end shared equipment core facilities, accessible initially without added cost to both mPIs and other AIM's members. The mPIs are appointed for a specific number of years (typically 3), after which they graduate. Upon graduation, former mPIs remain tightly associated with the center, maintaining their membership status, and transfer their experience to other active and new mPIs in the center; they retain the same space, which is usually provided by their home departments at the outset. An mPI's graduation in turn triggers formal searches for new junior investigators, who are identified via local and external competitive searches and selection processes. Upon their selection, new mPIs are given their funding and access to facilities through the center and are integrated into the center's activities.

### Building a broader community of scholars with interests focused on the central theme of autophagy research

In addition to supporting junior investigators, the center provides an intellectual thematic hub for investigators at multiple stages of their career. This includes the scientific leadership of the center and other more senior investigators who play mentoring roles. These scientists are full members of the

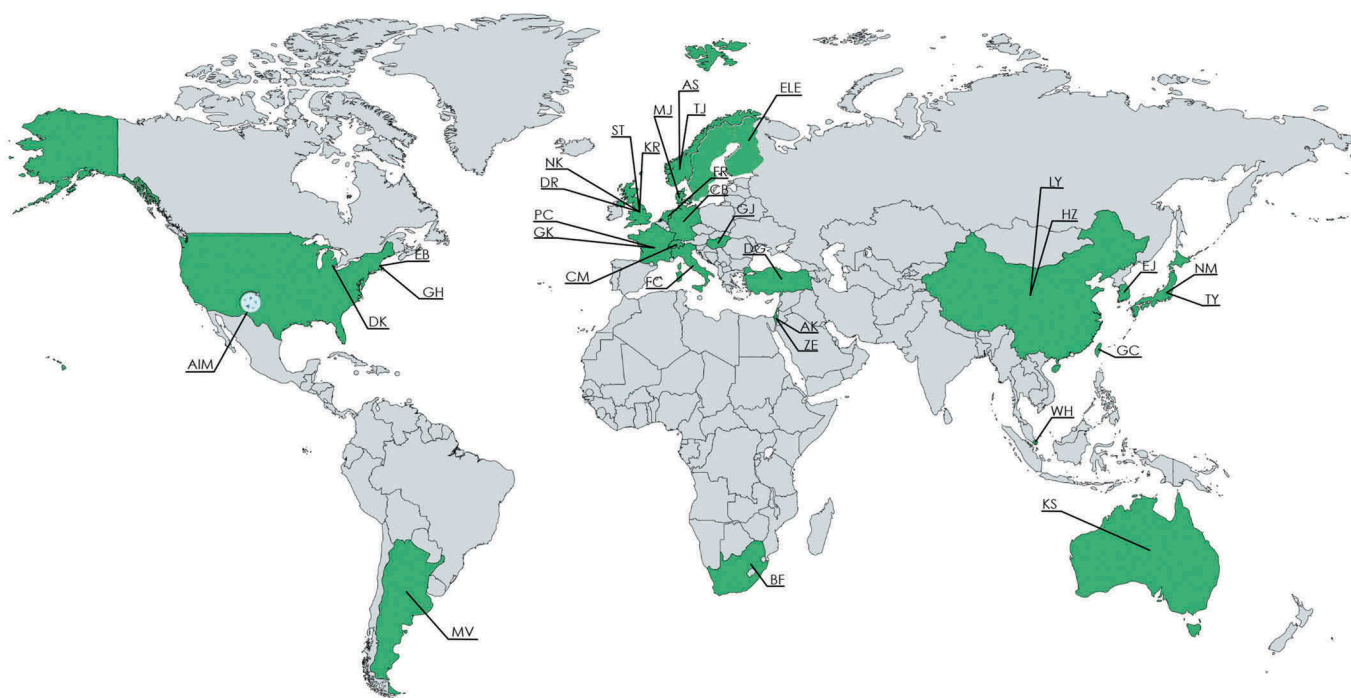
center along with the mPIs. Associate members join the center through the simple process of presenting their science in a seminar (physically given on the premises or remotely through teleconferencing), providing a brief synopsis (half a page) of their project and relatedness to the focal theme(s) of the AIM center, and their biosketch/cv. Upon receiving a formal vote by the scientific leadership (AIM's executive committee), associate members are installed and obtain privileges to access scientific cores and join ongoing formal collaborative initiatives. Whereas the use of AIM technological platforms housed in scientific cores, such as high-content microscopy quantification of autophagy processes, may be most accessible locally, fixed and processed samples can be shipped from distant sites thus providing global access to the facility.

### External advisory board

The AIM center has a national External Advisory Board (EAB), with the present members being distinguished US scientists: Dr. Beth Levine, UT Southwestern, Dallas, Chairperson of the EAB and a leading autophagy researcher; Dr. Vishva Dixit, Vice-President of Genentech and international authority on inflammation, Dr. Randal Kaufman, the director of the Degenerative Diseases Program, Neuroscience and Aging Center at Sanford Burnham Prebys Medical Discovery Institute, La Jolla; and Dr. Philipp Scherer, director of the Touchstone Diabetes Center at UT Southwestern, Dallas. The role of the EAB is to provide advice to the center director, assess the function of the AIM center annually and participate in selection and appointments of new mPIs. The composition of the EAB is designed to ensure the fulfillment of the goals and broad scientific impact of the AIM center.

### International council of affiliate members: global cooperation in autophagy research

The International Council of Affiliate Members (ICAM) is a key component of AIM, reaching out to the broader community of autophagy scholars across the globe. The role of ICAM is to participate in AIM activities, to foster international collaborations, and to engage in the exchange of ideas and technologies of relevance for autophagy research. The ICAM members provide their input through tele- and video-conferencing and participate in person in the symposia and workshops organized at the AIM center. The ICAM is composed of internationally renowned leaders in autophagy research or international authorities in other fields of key interest to the AIM center. The members come from nearly all continents including Africa, Asia, Australia, Europe, North America; and South America (Figure 1). The founding members of the ICAM are: Eric H. Baehrecke (USA), Christian Behrends (Germany), Francesco Cecconi (Italy, Denmark), Patrice Codogno (France), Guang-Chao Chen (Taiwan), Zvulun Elazar (Israel), Eeva-Liisa Eskelinen (Finland) Bernard Fourie (South Africa), Devrim Gozuacik (Turkey), Wanjin Hong (Singapore), Gokhan Hotamisligi (USA), Marja Jäättelä (Denmark), Terje Johansen (Norway), Eun-Kyeong Jo (South Korea), Gábor Juhász (Hungary), Daniel Klionsky



**Figure 1.** Global distribution of AIM's International Council of Affiliate members (ICAM). Initials, affiliate members; full names are given in the text.

(USA), Nicholas Ktistakis (UK), Adi Kimchi (Israel), Guido Kroemer (France, Sweden), Noboru Mizushima (Japan), Christian Münz (Switzerland), Kevin Ryan (UK), Fulvio Reggiori (The Netherlands), David Rubinsztein (UK), Kate Schroder (Australia), Anne Simonsen (Norway), Sharon Tooze (UK), Maria I. Vaccaro (Argentina), Tamotsu Yoshimori (Japan), Li Yu (China), and Hong Zhang (China). It is anticipated that a subset of ICAM members will participate in person at the annual AIM meetings and/or workshops. The first such event is planned in 2019, in connection with the Keystone Symposium on autophagy taking place in Santa Fe, near the AIM center location. It is also expected that over time, the productive interactions might grow, at least in some cases, into inter-institutional cooperative agreements.

### Core facilities

The AIM center has 3 core facilities: (i) Administrative core; (ii) Autophagy scientific core (ASC); and (iii) Inflammation and metabolism core (IMC).

The administrative core is composed of the leadership (Director and executive committee) from the ranks of scientists in different departments and schools at the UNM HSC. This ensures a broad local base of participants, which is an important aspect for the success of the AIM center. The center leadership is assisted by an internal advisory board, and by the EAB. The administrative core also provides mentoring infrastructure and evaluates progress of junior (mentored) PIs as well as the function and contributions of mentoring faculty. A centerpiece for mentoring is an individualized development plan for each mPI, customized to the needs of each junior faculty member. The mPIs select a small subset from the list of offered core competencies. This list is supplemented by

unique, custom developed training in consultations with their mentors. This combination allows a high degree of personalization to enhance mPIs' careers and funding success. It is also expected that these junior investigators will gain access to broad international expertise and collaborations via interactions with the ICAM members.

The two technological cores, ASC and IMC, provide instrumentation designed not to duplicate but to complement the existing conventional facilities, e.g. flow cytometry, genomics, confocal microscopy, electron microscopy, animal, and high-throughput drug screening facilities, etc., available at UNM HSC. The ASC focuses on high content microscopy for adherent cells (Cellomics) and for cells in suspension (Amnis), to quantitatively analyze in a highly rigorous manner (and thus promote reproducibility in research) autophagic profiles as well as other subcellular structures and changes. The IMC focuses on inflammatory (e.g. Amnis in its flow cytometry mode) and metabolic measurements (e.g. Seahorse, etc.). The AIM center has a development program to update and acquire new instruments over time. The instrumentation is covered by service contracts and appropriate user charges will be implemented in support of extended service contracts in the out years. The cores are supervised by core directors and daily operations (user scheduling, user training, and equipment maintenance) are carried out by the core technical director, with users following clearly defined and web-accessible standard operating procedures. Importantly, the principle model for access to core instrumentation by AIM members, associate members, and affiliated members is not based on charges during the first several years, but rather by establishing a membership user base, with any charges being implemented in the out years as described above or for external non-member users from the outset. Because fixed specimens (e.g. cells in 96 well plates), can be shipped, AIM is prepared to provide service not just locally but also nationally and internationally via collaborative agreements.

## Modes of growing the base and promoting autophagy research

The AIM center has pilot programs and announces Requests for Applications (RFA) that are offered at least twice a year. These can be themed or investigator initiated, depending on the RFA, but are focused on autophagy and its intersections with other areas. The pilots stimulate autophagy research locally. Another process is hiring faculty through a national/international search for tenure-track Assistant Professors. These are usually triggered upon graduation of an mPI, when she or he acquires independent R01 or equivalent funding. The corresponding funds, in the amount (depending on circumstances) close to an R01-level funding, are then transferred to newly appointed mPIs. Mentors and mentees are also encouraged to collaborate and publish together, which further expands autophagy research to include more senior investigators. Finally, international collaborations fostered through ICAM are expected to provide a home to and a role for ICAM affiliate members and intend to integrate the AIM center within the international community of autophagy scholars.

## Events, meetings, symposia and workshops

The AIM center has bi-weekly Tuesday AIM seminars (TAIMs). TAIMs are envisioned to be somewhat different than a conventional seminar series. First, formal presentations are 30 min, whereas the second half of an hour-long TAIM's meeting is reserved for informal discussions and mingling. The presentations at TAIMs are a mix of work in progress with raw data, a venue for presentation by potential associate members, summary of technical advances and equipment capabilities organized by cores' leadership, journal clubs, and a venue for progress presentations given by the mPIs.

Every year, the AIM center plans an annual symposium, where AIM members and invited speakers present their work and seminars, whereas trainees present posters or give short platform talks. Some of the annual meetings will be formatted as workshops and will include both practical and theoretical components and will drawing on the pool of speakers from the ICAM and other sources.

## Dissemination of information

Events at, and news from, AIM that are of general interest to the international autophagy community are disseminated through the AIM center via its web site (<https://www.autophagy.center>), Twitter ([www.twitter.com/AIM\\_autophagy](http://www.twitter.com/AIM_autophagy)) and Facebook ([www.facebook.com/aimautophagy](http://www.facebook.com/aimautophagy)). Blog capabilities for active discussions are under development.

## Present and evolving research at the AIM center

The research programs at the AIM center include mPIs funded projects centered on autophagy, but also addressing inflammation or metabolism as well as their interconnections. The more senior personnel have a diverse portfolio of research funded independently of the AIM center. Through

collaborative efforts, it is expected that the majority of senior investigators will find synergy with the central theme of the center. Once mPIs 'graduate' they remain as AIM members, and their role as contributors to the AIM center community of scholars is expected to remain permanent. Continued participation by former mPIs in AIM research activities, collaborations, and events and group activities will ensure continuing connection with AIM and support from AIM will depend on maintaining such relationships and collegiality. New recruits at the level of Assistant Professors on tenure track will be brought into the system and their work will infuse the AIM center with evolving new directions that they will bring with them. This mechanism avoids stagnation and should ensure a dynamic research portfolio keeping up with the most recent research trends and technologies.

## Future of the AIM center

The AIM center had a grand opening event in March 2018, with Randy Schekman delivering the keynote lecture, followed by a reception. Renovations of the floor on which AIM is located are underway. Two mPIs have already graduated, i.e. obtained their independent R01 grants, and faculty searches for new mPIs are underway. As noted above, the AIM symposium planned for 2019 will be associated with the autophagy Keystone Symposia meeting in Santa Fe. In other years, a subset of ICAM affiliate members will be invited for workshops or symposia. In some instances, there will be practical courses and demonstrations of new technologies. The AIM center is expected to contribute to the scientific progress in the area of autophagy, both fundamental and applied/translational, and enhance output and funding in the areas of autophagy, inflammation, and metabolism, through publications and funding, enabling junior investigators to achieve significant independent funding, and continuing replenishment of faculty ranks. It will strive to become a hub for national and international research in autophagy, enabling independent careers of junior faculty in a supportive, inviting and cooperative environment for which the international autophagy community has always been famous. Given that the mechanism of funding provides options for 3 phases each of 5 years in duration, the impact of the AIM center on the local, national and international scene may provide constant service and an intellectual gathering place over the next 15 years.










## Acknowledgments











We thank ICAM members for their generous participation and thank all our colleagues that we could not mention here but who are expected to play a role in a number of ways. We thank administrative staff for contributions to the functioning of the AIM center. The AIM center is supported by NIH grant P20GM121176.

## Funding

This work was supported by the National Institute of General Medical Sciences [P20GM121176].

**ORCID**

Vojo Deretic  <http://orcid.org/0000-0002-3624-5208>  
Eric Prossnitz  <http://orcid.org/0000-0001-9190-8302>  
Judy Cannon  <http://orcid.org/0000-0003-0069-8106>  
Larry A. Sklar  <http://orcid.org/0000-0002-8196-5060>  
Christian Behrends  <http://orcid.org/0000-0002-9184-7607>  
Francesco Cecconi  <http://orcid.org/0000-0002-5614-4359>  
Patrice Codogno  <http://orcid.org/0000-0002-5492-3180>  
Bernard Fourie  <http://orcid.org/0000-0002-1630-3554>  
Devrim Gozuacik  <http://orcid.org/0000-0001-7739-2346>

Marja Jäätelä  <http://orcid.org/0000-0001-5950-7111>  
Eun-Kyeong Jo  <http://orcid.org/0000-0002-9623-9037>  
Terje Johansen  <http://orcid.org/0000-0003-1451-9578>  
Gábor Juhász  <http://orcid.org/0000-0001-8548-8874>  
Guido Kroemer  <http://orcid.org/0000-0002-9334-4405>  
Noboru Mizushima  <http://orcid.org/0000-0002-6258-6444>  
Kevin Ryan  <http://orcid.org/0000-0002-1059-9681>  
Anne Simonsen  <http://orcid.org/0000-0003-4711-7057>  
Sharon Tooze  <http://orcid.org/0000-0002-2182-3116>  
Daniel J. Klionsky  <http://orcid.org/0000-0002-7828-8118>