

Performance of transgenic maize genotypes against ear caterpillars in Argentina

Javier Miguel Barontini^{1*}, Marcelo Alberto Druetta³, Ignacio Martín Luna³, Ada Karina Torrico^{1,2}, María Silvina Alaniz Zanón⁴, Pablo Ariel Paccioretti¹, María Fernanda Maurino^{1,2}, María de la Paz Giménez Pecci^{1,2}, Sofía Noemí Chulze⁴

¹ Unidad de Fitopatología y Modelización Agrícola - Consejo Nacional de Investigaciones Científicas y Técnicas (UFyMA - CONICET). Av. 11 de Septiembre 4755, C. P. 5020, Córdoba, Argentina.

² Instituto de Patología Vegetal – Centro de Investigaciones Agropecuarias - Instituto Nacional de Tecnología Agropecuaria (IPAVE – CIAP - INTA). Av. 11 de Septiembre 4755, C. P. 5020, Córdoba, Argentina.

³ Estación Experimental Agropecuaria - Este de Santiago del Estero (EEA – ESE – INTA). Ruta Provincial N° 6 Km 9, C. P. 3740, Quimilí, Santiago del Estero, Argentina.

⁴ Instituto de Investigación en Micología y Micotoxicología (IMICO) - Consejo Nacional de Investigaciones Científicas y Técnicas (CONICET) - Universidad Nacional de Río Cuarto (UNRC). C.P. 5800, Río Cuarto, Córdoba, Argentina

* Corresponding author: E-mail: barontini.javier@inta.gob.ar

Keywords: *Bt maize hybrids; lepidopteran insect damage; Bacillus thuringiensis*

Abstract

Maize (*Zea mays* L.) is one of the most widely cultivated crops in the world and Argentina is a leading producer worldwide. Lepidopteran pests such as the fall army worm (*Spodoptera frugiperda* -J. E. Smith-) and the corn earworm (*Helicoverpa zea* -Boddie-) cause ear damage, producing yield losses and facilitating the entry of pathogenic fungi such as *Aspergillus flavus*. Under conditions of high temperatures and drought stress, some *Aspergillus* strains can produce Aflatoxin B1 (AFB1), which is highly carcinogenic for humans and animals. The main aim of the current study was to determine the performance of PowerCore®, PowerCore® Ultra and Genuity® VT triple PRO®Bt hybrid maize to corn ear caterpillar damage in Santiago del Estero, Argentina. Since 1990, the agricultural land area in this province has increased due to the forest clearance for agriculture. Climatic conditions in the region are favourable for aflatoxin. PowerCore® Ultra showed the highest yield and, PowerCore® registered the lowest severity of damage by corn ear caterpillar. The correlation between yield and insect damage severity was negative under the conditions evaluated.

Introduction

The geographical location of Argentina allows maize (*Zea mays* L.) to be grown over a vast area on a wide range of dates, positioning the country among the world leaders in production of this cereal, Santiago del Estero Province is responsible for 15 % to 20 % of the total country production (SIIA, 2018). The region is vulnerable to pathogenic fungi due to its highly variable climatic conditions and fragile edaphic structure, which, added to intensive farming processes, the availability of numerous new maize hybrids adapted to different agroclimatic environments and the effects of climate change on the precipitation regime (Cardini et al., 2018), among other factors, enable the prolongation of crop permanence in the area. These conditions facilitate an increased number of generations (multivol-tines) of plague insects during the same crop growing season.

The main agents of damage in maize ears are the fall armyworm (*Spodoptera frugiperda* (J. E. Smith)) and the corn earworm (*Helicoverpa zea* (Boddie)). *S. frugiperda* larvae have cutting and defoliating habits and may cause direct damage when feeding on the grains. *H. zea* larvae cause damage to the stigmas, penetrate the ear and feed on the grains (Pogue, 2002). Both species cause economic losses due to the decrease in grain yield and in the commercial quality of the harvested grains. They facilitate the establishment of pathogens that cause ear rot and some also produce mycotoxins harmful to human and animal health, such as species of the genera *Aspergillus* and *Fusarium* (Boiça et al., 2001; Chulze, 2010; García et al., 2006; Munkvold et al., 1997; Santos et al., 2016; Wu, 2007).

Insect resistant transgenic or Bt maize are genetically engineered plants that express insecticide proteins obtained from the sporulating bacteria *Bacillus thuringiensis*, which produces two types of toxins: Cry pro-

teins (Frankenhuyzen, 2009) and Vip proteins “Vegetative Insecticidal Protein” (Bravo et al., 2012).

More than 96 % of the maize sown in Argentina is transgenic (ArgenBio, 2019) and the continuous entry of Bt hybrids to the market, with new and more gene stacking expressing different toxins, increases the available tools to deal with insect attack. This technology needs to be accompanied by the creation of shelters by the farmers, with the purpose of delaying the emergence of resistant insects, of which there is already evidence (Trumper, 2014).

The experiment was conducted in the northwestern area of the Province, where since 1990 forest has been converted to agricultural land (Ginzo, 2015), allowing the development of large crop production centres and the increase of regional grinding facilities that add value to maize to achieve competitive advantages.

This study evaluated the performance of PowerCore®, PowerCore® Ultra and Genuity® VT triple PRO® maize hybrids against corn ear caterpillar damage, their yields and aflatoxin levels.

Materials and Methods

Experimental plan

The experiment was performed during the years 2017 and 2018 in Otumpa, Santiago del Estero, Argentina (-27.2155°; -62.0627°; 156 mams) on a typical Haplustoll soil (INTA, 2019). The crop was planted by direct seeding in a field previously planted with soy. The plots were 546 m² consisting of seven rows 0.52 m apart and 150 m long with a density of 5.67 plants m⁻².

Commercial maize hybrids

Commercial temperate transgenic hybrids with different proteins introduced for lepidopteran insect control (ISAAA, 2019) and non-transgenic control were evaluated with 5 treatments (Table 1).

Table 1 - Commercial hybrids evaluated in the years 2017 and 2018 and their corresponding introduced proteins for lepidopteran insect control.

Hybrids	Technology	Protein (inserted transgenes)
510 PW	PowerCore®	Cry1F, Cry1A.105, Cry2Ab2
510 PWU	PowerCore® Ultra	Cry1F, Cry1A.105, Cry2Ab2, Vip3Aa20
510 RR		Non - Bt
DK7210 VT3Pro	Genuity® VT triple PRO®	Cry1A105, Cry2Ab2, Cry3Bb1
DK 7210 RR		Non - Bt

Meteorological conditions

The meteorological data for the years 2017 and 2018 at the Otumpa experimental site in Santiago del Estero, Argentina (-27.2155°; -62.0627°; 156 mams) were recorded at agrometeorological station of the Instituto Nacional de Tecnología Agropecuaria (INTA) and the Sociedad Rural de Quimilí, Santiago del Estero (Fig 1).

Sample collection and entomological evaluations

Once the crop reached physiological maturity, 300 ears were collected from the five central rows of each treatment.

The severity of the caterpillar ear damage was estimated as the percentage of damaged area by sampled ear. Since no decrease in yield was observed with low severity damage (Balbi and Flores, 2020), only the ears with damage severity over 3 % were analysed.

Every ear was threshed manually. The grains obtained were stove-dried until they reached 14 % humidity and the yield (gear-1) was determined.

Aflatoxin determination

Aflatoxins were detected and quantified in the different germplasms, following Trucksess et al. (1994). For this purpose, every sample was ground and homogenised to obtain 25 g of ground maize. An extraction solution of acetonitrile:water (84:16, V/V) was added and the supernatant was shaken and filtered. Four ml of raw extract were filtered through a MycoSep®224 AflaZon-cleanup column (Romer Laboratories, USA) and two ml of the purified extract were evaporated to dryness in gaseous nitrogen. The aflatoxins were detected and quantified by HPLC (high performance liquid chromatography) using the methodology described by Alaniz Zanón et al., (2018). Detection limits were 1 µg kg⁻¹.

Yield evaluation

To evaluate the yield differences, a mixed linear model was adjusted, and a generalised linear model was adjusted to determine the proportion of individuals with damage severity higher than 3 % (Stroup, 2012).

Statistical analysis

The means comparison was performed using the DGC test. For the statistical analysis, the InfoStat software (Di Rienzo et al., 2019) was used with $p < 0.05$.

The relations between the percentage of damaged ears, the yield for each treatment and the concentration of aflatoxins were evaluated.

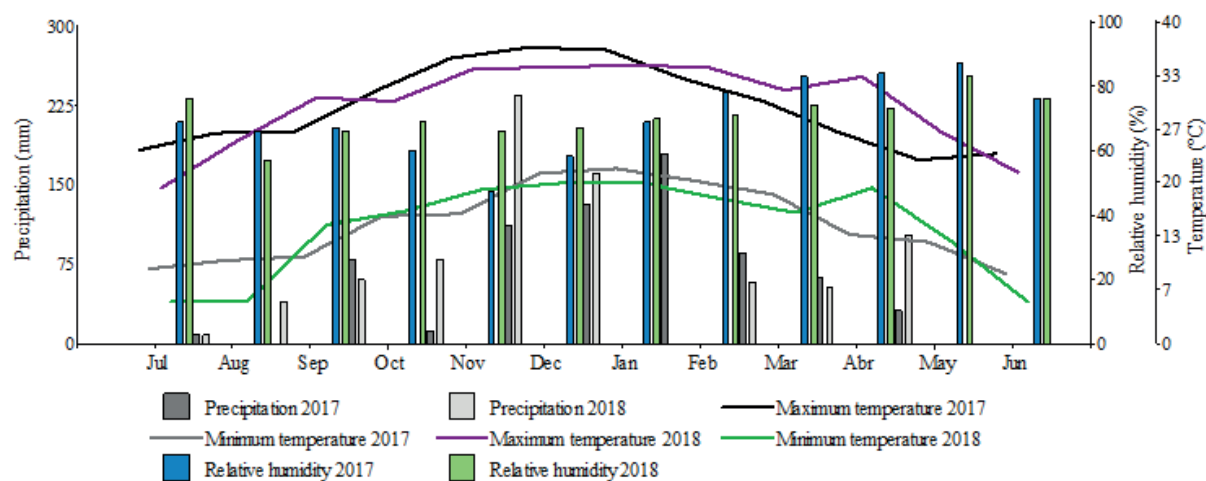


Fig. 1 - Ombrothermic diagram showing the evolution of the temperatures, precipitation and relative humidity of Otumpa, Santiago del Estero. Averages calculated with data of temperature, precipitation and relative humidity collected from the INTA agrometeorological station and the Sociedad Rural of Quimilí, Santiago del Estero.

Results and discussion

Yield evaluation

The analysis of the differences among the mean yields for each treatment identified three groups in decreasing yield order: group I, the 510 PWU hybrid with 162.76 g ear⁻¹, followed by group II, the DK 7210 VT3Pro hybrid with 155.87 g ear⁻¹, and lastly group III, formed by 510 RR, DK 7210 RR and 510 PW, with 145.89 g ear⁻¹, 143.06 g ear⁻¹ and 139.55 g ear⁻¹, respectively (Fig 2).

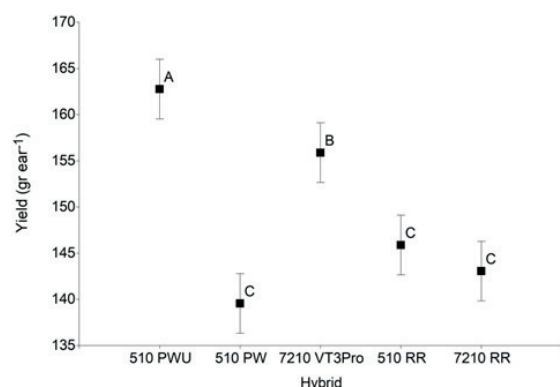


Fig. 2 - Means yields (g ear⁻¹) for commercial Bt maize hybrids planted in Santiago del Estero, Argentina, during the years 2017 and 2018. Yield groups identified: Group I, 510 PWU; Group II, DK 7210 VT3Pro; Group III, 510 PW, 510 RR and DK 7210 RR. Mean values followed by the same letter are not significantly different ($P < 0.05$; DGC test).

Ma and Subedi (2005) found that, under controlled conditions with no worm damage, there was no evidence of differences between Bt and non-Bt hybrids, which suggests that yield differences are due to the damage caused by caterpillars feeding on the ears (Betancourt and Scatoni, 1995; Bowen et al., 2014; Casmuz et al.,

2010; Marques et al., 2019). In regard to this, Bernardi et al. (2016) found that *S. frugiperda* larvae survive less time in Bt than in non-Bt maize grains, indicating lower feeding time and consequently less ear damage.

Entomological evaluations

Significant differences were observed in the proportion of individuals with more than 3 % severity. The hybrid 510 RR had the highest caterpillar ear damage, followed by hybrids DK 7210 RR and DK 7210 VT3Pro, and lastly hybrids 510 PWU and 510 PW with the best performance showing the lowest proportion of ears damaged by caterpillars considering severity over 3 % (Fig 2). Waquil et al. (2013) observed differences in the damage to ears caused by *S. frugiperda*, being higher in hybrids with only one Cry protein than in hybrids with two stacked Cry proteins. Marques et al. (2019) determined that the Vip3Aa20 event and its stacking with different Cry proteins significantly reduced *H. zea* damage to maize ears compared to the corresponding non-Bt hybrids. Balbi and Flores (2015) analysed the presence of *H. zea* caterpillars in ears from several Bt hybrids and observed that the hybrids with Vip3A technology (Cry1Ab, Vip3Aa20, mCry3A) presented only 7.5 % of ears infected by caterpillars, followed by VT3Pro (Cry1A.105, Cry2Ab, Cry3Bb1) with 58 %, Powercore (Cry1A.105, Cry2Ab, Cry1Fa2) with 83 % and lastly TDMax hybrids (Cry1Ab) in which caterpillars were found in all the ears analysed. Yang et al. (2015) reported that Vip3A 3111 technology (Vip3A, Cry1Ab) was highly effective against *H. zea* damage compared to non-Bt hybrids. Similarly, Burkness et al. (2010) found that sweet corn with the Vip3A trait was highly effective for the management of *H. zea* and *S. frugiperda*.

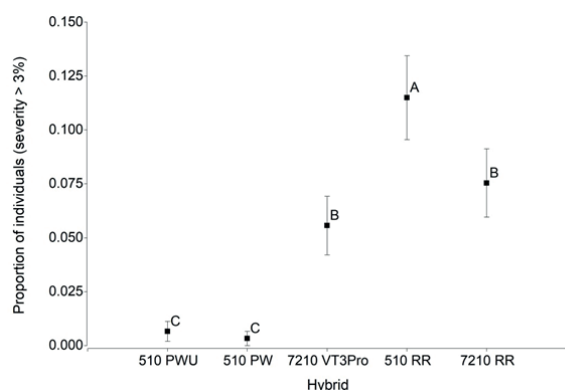


Fig. 3 - Proportion of individuals with severity higher than 3% for five commercial Bt maize hybrids (510 PWU, 510 PW and DK7210 VT3Pro) and non-Bt maize hybrids (510 RR and DK 7210 RR) planted in Santiago del Estero, Argentina, during the years 2017 and 2018. Mean values followed by the same letter are not significantly different ($P < 0.05$; DGC test).

Effect of treatments on aflatoxin concentration

For the limit of detection of $1 \mu\text{g kg}^{-1}$, the presence of aflatoxins was not detected in the different commercial hybrid evaluated. This can be linked to the accumulated precipitation during the years 2017 and 2018 being similar to the area's mean precipitation of 600 mm to 700 mm annually (Fig1) (Galván et al., 2003). Probably, the crop did not undergo significant stress and the conditions were not favourable for aflatoxin contamination (Coppock et al., 2018; Darwish et al., 2014; Ni et al., 2011; Tola and Kebede, 2016; Villers, 2014).

Correlation analysis

A negative correlation was observed between insect damage severity and yield, for every hybrid (Spearman correlation of -0.25). Diener et al. (1987) and Wicklow (1991) determined that every time the percentage of ear damage caused by lepidopterans doubled, the aflatoxin levels increased 20 times. Williams et al. (2005) and Wu (2007) studied the damage caused by caterpillars in maize ears in different Bt and non-Bt maize hybrids, reporting that, whenever the damage in ears increased, it also increased the aflatoxin concentration. Cardwell et al. (2000) reported that the level of infection of maize ears with *A. flavus* and *Fusarium verticillioides* was lower in Bt maize hybrids than in its corresponding non-Bt lines, thus indicating the direct relationship with caterpillar damage in maize ears. Similar results were obtained by Bakan et al. (2002) when studying the presence of fungi of the *Fusarium* genus in Bt and non-Bt maize hybrids. For aflatoxins, Hammond et al. (2004) and Folcher et al. (2010) reported that the fumonisin level, produced by fungi of the *Fusarium* genus, was lower in Bt than in non-Bt maize hybrids.

Conclusions

PowerCore® Ultra (510 PWU) technology showed the highest maize yield.

PowerCore® and PowerCore® Ultra with their commercial hybrids 510 PW and 510 PWU, respectively, proved most resistant to ear caterpillars.

Yield and caterpillar damage severity levels, in the different hybrids, depended on the event technology or the stacking of Bt events employed, on the crop germplasm and on the environmental conditions, in which the crop, insects and pathogen interact.

Conflicts of Interest

Authors declare no conflict of interest.

Acknowledgments

We are grateful to Juan Pablo Edwards Molina (Instituto Nacional de Tecnología Agropecuaria, INTA) for his statistical support and Liliana Di Feo for critical reading of the manuscript. This work was supported by a grant from the PNCYO (Programa Nacional de Cereales y Oleaginosas) 1127023 and the PNPV (Programa Nacional de Protección Vegetal) 1135022 of the Instituto Nacional de Tecnología Agropecuaria (INTA), and PICT (Proyectos de Investigación Científica y Tecnológica) grant 2015 1253 from the Agencia Nacional de Promoción Científica y Tecnológica (ANPCyT).

References

- Alaniz Zanón MS, Clemente MP, Chulze SN, 2018. Characterization and competitive ability of non-aflatoxigenic *Aspergillus flavus* isolated from the maize agro-ecosystem in Argentina as potential aflatoxin biocontrol agents. *Int J Food Microbiol* 277: 58-63.
- ArgenBio. Consejo Argentino para la Información y el Desarrollo de la Biotecnología. <http://www.argenbio.org/index.php?action=novedades¬e=261>.
- Bakan B, Melcion D, Richard-Molard D, Cahagnier B, 2002. Fungal growth and *Fusarium* mycotoxin content in isogenic traditional maize and genetically modified maize grown in France and Spain. *J Agric Food Chem* 50: 728-731.
- Balbi EI, Flores F, 2015. Evaluación del daño causado por el "Cogollero de maíz" (*Spodoptera frugiperda*) y presencia de la "Isoca de la espiga" (*Helicoverpa zea*) en diferentes híbridos de maíz transgénico. *Inf Actual Técnica* 34: 21-26.
- Balbi EI, Flores F, 2020. Oruga de la espiga (*Helicoverpa zea*) en maíces Bt: daños y pérdidas de rendimiento. Publicaciones INTA:

- 1-6.
- Bernardi D, Bernardi O, Horikoshi RJ, Salmeron E, Okuma DM, Omoto C, 2016. Biological activity of Bt proteins expressed in different structures of transgenic corn against *Spodoptera frugiperda*. *Ciência Rural* 46: 1019-1024.
- Betancourt CM, Scatoni IB, 1995. *Lepidópteros de importancia económica: reconocimiento, biología y daños de las plagas agrícolas y forestales*. Agropecuaria Hemisferio Sur. ISBN: 9974556966.
- Boiça JR, Martinelli AL, Pereira MFA, 2001. Resistência de genótipos de milho ao ataque de *Spodoptera frugiperda* (J. E. Smith, 1797) e *Helicoverpa zea* (Boddie, 1850) (Lepidoptera: Noctuidae). *Ecosistema* 26: 86-90.
- Bowen KL, Flanders KL, Hagan AK, Ortiz B, 2014. Insect damage, aflatoxin content, and yield of Bt corn in Alabama. *J Econ Entomol* 107: 1818-1827.
- Bravo A, Gómez I, Porta H, García-Gómez BI, Rodríguez-Almazán C, Pardo L, Soberón M, 2012. Evolution of *Bacillus thuringiensis* Cry toxins insecticidal activity. *Microb Biotechnol* 6: 17-26.
- Burkness EC, Dively G, Patton T, Morey AC, Hutchison WD, 2010. Novel Vip3A *Bacillus thuringiensis* (Bt) maize approaches high-dose efficacy against *Helicoverpa zea* (Lepidoptera: Noctuidae) under field conditions: Implications for resistance management. *GM Crops* 1: 337-343.
- Cardini J, Campo M, Legal N, Garea M, Faya T, Cáceres R, 2018. Consideración del cambio climático en la planificación de obras de mitigación de inundaciones en la región húmeda Argentina. XXVIII Congreso Latinoamericano de Hidráulica. http://https://www.ina.gob.ar/congreso_hidraulica/resumenes/LADHI_2018_RE_439.pdf [on line].
- Cardwell KF, Kling JG, Maziya-Dixon B, Bosque-Pérez NA, 2000. Interactions between *Fusarium verticillioides*, *Aspergillus flavus*, and insect infestation in four maize genotypes in Lowland Africa. *Phytopathology* 90: 276-284.
- Casmuz A, Juárez ML, Socías MG, Murúa MG, Prieto S, Medina S, Willink E, Gastaminza G, 2010. Revisión de los hospederos del gusanocogollero del maíz, *Spodoptera frugiperda* (Lepidoptera: Noctuidae). *Rev la Soc Entomológica Argentina* 69: 209-231.
- Chulze SN, 2010. Strategies to reduce mycotoxin levels in maize during storage: a review. *Food Addit Contam Part A* 27: 651-657.
- Coppock RW, Christian RG, Jacobsen BJ, 2018. Aflatoxins, "Veterinary Toxicology Basic and Clinical Principles", pp 983-994. Gupta RC ed. Elsevier, Toronto.
- Darwish WS, Ikenaka Y, Nakayama SMM, Ishizuka M, 2014. An overview on mycotoxin contamination of foods in Africa. *J Vet Med Sci* 76: 789-797.
- Di Rienzo JA, Casanoves F, Balzarini MG, Gonzalez L, Tablada M, 2019. InfoStat. <http://www.infostat.com.ar>.
- Diener UL, Cole RJ, Sanders TH, Payne GA, Lee LS, Klich MA, 1987. Epidemiology of aflatoxin formation by *Aspergillus flavus*. *Annu Rev Phytopathol* 25: 249-270.
- Folcher L, Delos M, Marengue E, Jarry M, Weissenberger A, Eychenne N, Regnault-Roger C, 2010. Lower mycotoxin levels in Bt maize grain. *Agron Sustain Dev* 30: 711-719.
- Frankenhuyzen K. van, 2009. Insecticidal activity of *Bacillus thuringiensis* crystal proteins. *J Invertebr Pathol* 101: 1-16.
- Galván L, Infante C, Acuña LR, Angueira C, 2003. Análisis espacial de precipitaciones en la Provincia de Santiago del Estero a escalas temporales mensual y anual. *Congr Reg Cienc y Tecnol Ciencias la tierra y Ambient* 1-17. <http://http://editorial.unca.edu.ar/Publicaciones%20on%20line/CD%20INTERACTIVOS/NOA2003/Ciencias%20de%20la%20Tierra%20y%20Ambiente/An%C3%A1lisis%20Espacial%20de%20Precipitaciones%20en%20la%20Provincia.pdf> [on line].
- García MS, Busato GR, Zart M, Bernardi O, Nunes AM, Giorgi F, Bernardi D, 2006. Volume de dieta artificial em recipientes de vidro para criação de *Helicoverpa zea* (Boddie, 1850) (Lepidoptera: Noctuidae). *Rev Bras Agrociência* 12: 363-366.
- Ginzo HD, 2015. Emisiones de gases de efecto invernadero y mitigación en el sector de uso del suelo, cambio en el uso del suelo y silvicultura: economía del cambio climático en la Argentina. *Serie Medio ambiente y desarrollo* 160: 1-44.
- Hammond BG, Campbell KW, Pilcher CD, DeGooyer TA, Robinson AE, McMillen BL, Spangler SM, Riordan SG, Rice LG, Richard JL, 2004. Lower fumonisin mycotoxin levels in the grain of Bt corn grown in the United States in 2000-2002. *J Agric Food Chem* 52: 1390-1397.
- INTA. Instituto Nacional de Tecnología Agropecuaria, 2019. Suelos de la República Argentina. <http://www.geointa.inta.gob>.

- ar/2013/05/26/suelos-de-la-republica-argentina.
- ISAAA. International Service for the Acquisition of Agri-biotech Applications. <http://www.isaaa.org/gmapprovaldatabase/>.
- Ma BL, Subedi KD, 2005. Development, yield, grain moisture and nitrogen uptake of Bt corn hybrids and their conventional near-isolines. *F Crop Res* 93: 199-211.
- Marques LH, Santos AC, Castro BA, Moscardini VF, Rosseto J, Silva OABN, Babcock JM, 2019. Assessing the efficacy of *Bacillus thuringiensis* (Bt) pyramided proteins Cry1F, Cry1A.105, Cry2Ab2, and Vip3Aa20 expressed in Bt maize against lepidopteran pests in Brazil. *J Econ Entomol* 112: 803-811.
- Munkvold GP, Hellmich RL, Showers WB, 1997. Reduced fusarium ear rot and symptomless infection in kernels of maize genetically engineered for european corn borer resistance. *Phytopathology* 87: 1071-1077.
- Ni X, Wilson JP, Buntin GD, Guo B, Krakowsky MD, Lee RD, Cottrell TE, Scully BT, Huffaker A, Schmelz EA, 2011. Spatial patterns of aflatoxin levels in relation to ear-feeding insect damage in pre-harvest corn. *Toxins* 3: 920-931.
- Pogue M, 2002. A World revision of the genus *Spodoptera* Guenée: (Lepidoptera: Noctuidae). *Amer Entomological Society* 43: 1-201.
- Santos CA dos, Marucci RC, Barbosa TAN, Araujo OG, Waquil JM, Dias AS, Hebach FC, Mendes SM, 2016. Desenvolvimento de *Helicoverpa* spp. em milho Bt com expressão de diferentes proteínas. *Pesqui Agropecuária Bras* 51: 537-544.
- SIIA. Sistema Integral de Información Agropecuaria. Estimaciones Agrícolas. <http://datosestimaciones.magyp.gob.ar/reportes.php?reporte=Estimaciones>.
- Stroup WW, 2012. Generalized Linear Mixed Models: Modern Concepts, Methods and Applications. CRC Press, New York.
- Tola M, Kebede B, 2016. Occurrence, importance and control of mycotoxins: A review. *Cogent Food Agric* 2: 1-12.
- Trucksess MW, Stack ME, Nesheim S, Albert RH, Romer TR, 1994. Multifunctional column coupled with liquid chromatography for determination of aflatoxins B1, B2, G1 and G2 in Corn, Almonds, Brazil Nuts, Peanuts, and Pistachio Nuts: collaborative study. *J AOAC Int* 77: 1512-1521.
- Trumper EV, 2014. Resistencia de insectos a cultivostransgénicos con propiedades insecticidas. Teoría, estado del arte y desafíos para la República Argentina. *Agriscientia* 31: 109-126.
- Villers P, 2014. Aflatoxins and safe storage. *Front Microbiol* 5: 1-6.
- Waquil JM, Dourado PM, Carvalho RA de, Oliveira WS, Berger GU, Head GP, Martinelli S, 2013. Manejo de lepidópteros-pragana cultura do milho com o evento Bt piramidado Cry1A.105 e Cry2Ab2. *Pesqui Agropecuária Bras* 48: 1529-1537.
- Williams WP, Windham GL, Buckley PM, Perkins JM, 2005. Southwestern corn borer damage and aflatoxin accumulation in conventional and transgenic corn hybrids. *F Crop Res* 91: 329-336.
- Wu F, 2007. Bt corn and impact on mycotoxins. *CAB Rev Perspect Agric Vet Sci Nutr Nat Resour* 2.
- Yang F, Kerns DL, Leonard BR, Oyediran I, Burd T, Niu Y, Huang F, 2015. Performance of Agrisure® Viptera™ 3111 corn against *Helicoverpa zea* (Lepidoptera: Noctuidae) in seed mixed plantings. *Crop Prot* 69: 77-82.