

Edge effects on insect–plant food webs: assessing the influence of geographical orientation and microclimatic conditions

MARÍA LAURA BERNASCHINI,^{1,2} GRACIELA VALLADARES^{1,2}
and ADRIANA SALVO^{1,2} ¹Instituto Multidisciplinario de Biología Vegetal (CONICET-Universidad Nacional de Córdoba), Córdoba, Argentina and ²Centro de Investigaciones Entomológicas de Córdoba, FCEF, Universidad Nacional de Córdoba, Córdoba, Argentina

Abstract. 1. Geographical orientation affects the magnitude of microclimatic edge effects, mainly by altering the exposure to solar radiation. There is considerable evidence available concerning the influence of microclimatic edge effects on organisms at the population level, although little is known about effects at the community level, and variations with edge geographical orientation have barely been addressed. The present study investigated the influence of microclimatic conditions at the forest interior and edges with different geographical orientation on plant–leafminer–parasitoid food webs in the fragmented Chaco Serrano forest located in Central Argentina.

2. Microclimatic variables were measured in three locations: interior, north, and south-facing edges of six forest fragments. In each location, plant resource availability was assessed and mined leaves were collected to investigate plant–leafminer–parasitoid communities by rearing leafminer and parasitoid adults.

3. The results obtained revealed changes in the specific composition of plant, leafminer and parasitoid communities among locations, although they failed to detect location influences on most variables linked to abundance (except for leafminers), richness or food web structure. Leafminer abundance was negatively related to temperature, whereas their richness was related, also negatively, to moisture. Instead, parasitoids were favoured by higher temperatures and light levels, stronger winds, and lower humidity.

4. The results of the present study indicate that the effects of microclimatic conditions may depend on the trophic level considered. Moreover, the findings suggest that possible trade-offs between direct and indirect effects (such as plant quality, floral resources, etc.) of microclimatic conditions could influence plant and insect responses to location.

Key words. Communities, edge orientation, leafminers, microclimate, parasitoids.

Introduction

The creation of edges, one of the main consequences of forest fragmentation, involves changes in microclimatic conditions at these new habitats as a result of the proximity of a structurally dissimilar matrix (Murcia, 1995; Ewers *et al.*, 2013). Taken together, these changes are termed ‘microclimatic edge effects’ and involve increased temperature levels and fluctuations, lower

humidity, and stronger winds, which in turn affect forest biodiversity, structure, and functioning (da Silva *et al.*, 2018).

Geographical orientation may influence the magnitude of microclimatic edge effects, through changes in the amount of exposure to solar radiation (Chen *et al.*, 1995; Murcia, 1995; Gehlhausen *et al.*, 2000; Heithecker & Halpern, 2007; Bernaschini *et al.*, 2019). In the southern hemisphere, south-facing edges experience milder microclimatic conditions compared with north-facing edges because the former receive lower insolation, which results in lower temperature and higher moisture levels (Matlack, 1993; Chen *et al.*, 1995; Murcia, 1995). The availability of habitats with favourable microclimates at local scale may buffer the impact of climate at regional scale, and

Correspondence: María Laura Bernaschini, Instituto Multidisciplinario de Biología Vegetal, Edificio de Investigaciones Biológicas y Tecnológicas, Avenida Vélez Sarsfield 1611-(X5016GCA) Córdoba, Argentina. E-mail: lau.bernaschini@gmail.com

the occurrence of such habitats should be considered for a better understanding of species distributions and their responses to global climate change (Bennie *et al.*, 2008; De Frenne *et al.*, 2013; Herrera *et al.*, 2014).

Microclimatic edge effects on organisms, at individual and population levels, have been shown by changes in physiology, behaviour, phenology, dispersion, and geographical distribution (Raghu *et al.*, 2004; Ries *et al.*, 2004; Harper *et al.*, 2005; Van der Putten *et al.*, 2010; van Halder *et al.*, 2011; Peyras *et al.*, 2013). However, little is known about the effects at the community level (Souza *et al.*, 2016). Even fewer studies, mostly focused on plant species, have considered the effects of microclimatic conditions in edges with different geographical orientation (Burton, 2002; Tomimatsu & Ohara, 2004; Hylander, 2005; Porensky, 2011; Eldegard *et al.*, 2015). Changes in microclimatic conditions associated with geographical orientation have been studied mainly in relation to mountain slopes, with reported effects on various vegetation aspects (Auslander *et al.*, 2003; Ortiz-Pulido & Pavón, 2010), as well as on development time, density, and activity of insect species (Auslander *et al.*, 2003; Pen-Mouratov *et al.*, 2009; Wu *et al.*, 2015).

Insects are ectothermic organisms whose physiological processes are highly sensitive to environmental temperature; therefore, they respond rapidly to thermal variations (Robinet & Roques, 2010; Colinet *et al.*, 2015). Insect performance increases progressively from a minimum critical temperature to an optimum, and then decreases quickly to a maximum critical temperature (Deutsch *et al.*, 2008). Indeed, temperatures outside the optimal developmental thresholds for insect species have been demonstrated to dramatically alter their performance parameters such as developmental time, size, morphology, longevity, fecundity, and sex ratio, as well as their distribution, abundance, and population structure (Bale *et al.*, 2002; Hance *et al.*, 2007; Menéndez, 2007; Robinet & Roques, 2010; Abram *et al.*, 2015; Sinclair *et al.*, 2016; Sentis *et al.*, 2017; CaraDonna *et al.*, 2018). In this context, and because of the relevance of herbivorous insects as crop pests (Bonebrake *et al.*, 2010) and their associated parasitoids as natural agents of biological control (Klapwijk *et al.*, 2010), plant–herbivore–parasitoid constitute particularly relevant food webs for investigation.

Together with temperature, other microclimatic variables such as humidity, wind velocity, and solar radiation can have both direct and indirect effects on insect performance (Hance *et al.*, 2007; Stoepler *et al.*, 2013). For example, solar radiation affects folivorous insects directly, as well as indirectly through changes in the quality of plant tissues resulting from variations in habitat temperature and humidity (Pincebourde *et al.*, 2007; Winter & Rostás, 2008; Klapwijk *et al.*, 2010; Lomelí-Flores *et al.*, 2010). Both humidity and temperature play an important direct role on the development time, longevity, and fecundity of parasitoids, with significant indirect effects on host location efficiency through changes on plant emission of signalling volatile compounds (Duale, 2005; Emaná, 2007; Martínez & Hardie, 2009). In addition, light intensity affects host location by parasitoids because they are mainly guided by visual clues (Gu & Dorn, 2001). Wind speed can affect mating behaviour, oviposition, and leaf colonisation by herbivorous insects (Quiring & McNeil, 1987; Yamazaki, 2011), and also influences the

movement of natural enemies, which could alter their dispersion and host search ability (Pasek, 1988; Marchand & McNeil, 2000; Gu & Dorn, 2001).

The response to microclimate differs among organisms according to their specific life-history traits (Robinet & Roques, 2010; Huey *et al.*, 2012). Species belonging to higher trophic levels are the most affected, being directly influenced by microclimatic changes, and also indirectly through the capacity of their hosts to adapt to such changes (Hance *et al.*, 2007; Huey *et al.*, 2012). Additionally, specialists tend to be more sensitive than generalist species to harsh microclimatic conditions, because they are unable to survive if their feeding resources are strongly diminished or locally extinct by such conditions (Cagnolo *et al.*, 2009; Valladares *et al.*, 2012). This differential response of species to microclimate could lead to destabilisation of the food webs in which they are involved (Dell *et al.*, 2014; Tylianakis & Binzer, 2014; Flores-Mejía *et al.*, 2016; Sagata & Gibb, 2016).

Chaco Serrano is a seasonally dry subtropical forest from Central Argentina, which has lost over 90% of its original cover in the last 30 years (Zak *et al.*, 2004). With the ongoing advance of agriculture and urbanisation, the forest has been reduced to a fragmented landscape comprising remnants of different sizes. A previous study reported that interior (I), north (NE), and south-facing edges (SE) of these forest remnants differ in microclimatic variables, particularly in summer, showing a gradient $NE > SE > I$ from more extreme and variable to more stable conditions (Bernaschini *et al.*, 2019). Subsequent to those results, we aim now to analyse the influence of microclimatic conditions at forest interior and edges with different geographical orientation, on plant–leafminer–parasitoid food webs in fragmented Chaco Serrano. Descriptions of these food webs have been provided by Cagnolo *et al.* (2009, 2011) and Valladares *et al.* (2012).

Specifically, we evaluated the effects of microclimatic conditions on the abundance, species richness and composition at each level of the plant–insect food web. In addition, we assessed microclimate-related changes in food web parameters such as vulnerability (consumer load) and generality (range of resources exploited), focusing separately on plant–leafminer and host–parasitoid food-webs. We expected species richness and abundance to decrease with harsher microclimate ($NE < SE < I$) where conditions may reach beyond optimal development thresholds for most species. Moreover, as a result of the higher susceptibility of specialist species and those belonging to higher trophic levels, we predict lower vulnerability and higher generality in NE food webs, followed by those in SE and ultimately in I.

Materials and methods

Study area

The study was carried out in a fragmented Chaco Serrano landscape, with a predominantly agricultural matrix (31°09'S to 31°13'S and 64°13'W–64°17'W) in Córdoba, central Argentina (Zak *et al.*, 2004). This area has an average annual rainfall

of 750 mm concentrated mainly in the warm season (October to April), with average maximum and minimum temperatures between 26 and 10 °C, respectively (Luti *et al.*, 1979). The vegetation comprises an arboreal stratum (8–15 m) dominated by *Aspidosperma quebracho-blanco* Schldtl., *Prosopis* spp., *Fagara coco* Engl., and *Lithraea molleoides* (Vell.); a shrub layer (1.5–3 m) with *Celtis ehrenbergiana* (Klotzsch) Liebm. and *Acacia* spp; herbs and grasses (0–1 m); and several vine species (Luti *et al.*, 1979). Six forest remnants (hereafter ‘sites’) ranging between 10 and 20 ha in size and distant on average 300 m from each other, were selected through digital satellite images (Landsat TM) and field observations (see Supporting information, Figure S1). Three forest locations were delimited in each site: interior (‘I’) located 30 to 35 m from the dividing matrix–forest line, a north edge (‘NE’) and a south edge (‘SE’) located 2 m from the dividing matrix–forest line and geographically oriented towards the north and south, respectively (see Supporting information, Figure S1).

Microclimatic measurements

At each site and location, during 20–31 March 2013, 20–30 January, and 7–17 March 2014, point measurements of air temperature (T_p), humidity (H), and wind velocity (V) were taken every 5 min during a 20 min period using a weather station ‘SINUS’ 31.1095 placed 1 m above ground level. Additionally, 10 measurements of photosynthetically active radiation under the canopy (PAR_{uc}) were recorded by means of a ceptometer LICOR (LI-COR Environmental, Lincoln, Nebraska) (Stoutjesdijk & Barkman, 1992) along a linear 50-m long transect. Simultaneously, we measured values in places without vegetation (PAR_{wv}) to estimate (by the difference PAR_{wv}-PAR_{uc}) the percentage of photosynthetically active radiation intercepted by foliage (IPAR). All these point measurements were taken with a maximum difference of 90 min in the three locations of each site, during the period of greater solar radiation (12–13:30 h), when the temperature and moisture are comparatively steady (Davies-Colley *et al.*, 2000; Denyer *et al.*, 2006). The order in which data were taken at each location was randomly chosen for each site. Additionally, we took continuous records of air temperature through data-loggers suspended on tree trunks, 1 m high above the ground (iButton DS-1921G-F5; iButtonLink, LLC, Whitewater, Wisconsin), which registered measurements every 1 h during 7 days in January 2013 and February 2014. Using these data, we calculated daily temperature range (DTR) and mean daily temperature (T_m).

Biological measurements

At each site and location, in coincidence with microclimatic measurements, two transects were delimited, one to evaluate the available plant resource for leafminers and the other to analyse plant–leafminer–parasitoid food web traits. On the first linear transect, a 50-m rope was held at a height of 1 m, and all leaves touching it were collected to assess the number of leaves per plant species and the foliar area available for herbivore consumption. For the latter measurement, each

leaf was photographed on a white background using a digital camera (PS SX30; Canon, Tokyo, Japan) and then processed with the IMAGEJ (NIH, Bethesda, MD, U.S.A.). The second transect consisted of a strip (width 2 m, height 2 m, length 50 m length), superimposed to the linear transect, where all mined leaves were collected. Leaves were conditioned in the laboratory at room temperature within plastic bags to obtain leafminer and parasitoid adults (Salvo & Valladares, 1998). Afterwards, the insects were identified to morphospecies using dichotomous keys. Variables corresponding to the each trophic level in the food web were calculated for (i) plants (lower trophic level): mined plant richness, species composition, and indicator species; (ii) leafminers (mid trophic level) and (iii) parasitoids (higher trophic level): abundance, richness, species composition, and indicator species. Leafminer abundance was estimated as the total number of reared adults (leafminers plus parasitoids).

Statistical analysis

Richness of available plants, mined plants, leafminers and parasitoids were compared among locations through generalised linear mixed models (GLMMs) with Poisson error distribution, whereas, to compare abundance data (number of leaves, leafminers and parasitoids), we used the negative binomial function *glmer.nb* from the lme4 package to account for overdispersion (Bates & Sarkar, 2007). Likelihood ratio tests were employed to determine the significance of predictor variables in GLMMs (Bolker *et al.*, 2009). Foliar area available was compared among locations through linear mixed models (LMMs), previous log transformation of the variable. In all cases, sampling date and site, nested within sampling date, were included as random effects to contemplate temporal and spatial dependence of the data. Pairwise comparisons between locations were performed using Tukey’s test with the *glht* function in the multcomp package (Hothorn *et al.*, 2019). We conducted GLMMs to evaluate the influence of microclimatic variables (mean temperature, point temperature, daily temperature range, humidity, wind speed, and IPAR) on the richness and abundance of each trophic level (plant, leafminers, and parasitoids), including resource variables in each case (plant richness, number of leaves, and foliar area available for mined plants and leafminers; leafminer abundance and richness were also included for parasitoids) as covariables; sampling date and site within sampling date were also included as random effects. Previously, we checked for correlations between predictor variables through the variance inflation factor (VIF), and excluded variables with VIF > 10. We used *dredge* and *model average* functions in the MuMIn package (Barton, 2013) to select the variables that best explained abundance and richness of each trophic level. Candidate models obtained by dredge function, were compared through the corrected Akaike information criterion (AICc) resulting from model average function (Burnham & Anderson, 2002), only including models with AICc values < 2. Because continuous temperatures were registered only once in 2014, data of biological variables from January and March of that year were averaged for analyses.

To test for effects of microclimatic conditions and resource variables on the composition of mined plants, leafminers and parasitoids, partial redundancy analyses (pRDA) were performed. The site was included as conditional variable to account for spatial dependence. Prior to the analyses, the species matrices were transformed using the Hellinger transformation, which reduces the importance of large abundances (Borcard *et al.*, 2011). Predictor variables with VIF > 10 were excluded, and pseudo-*F* and their *P* values were calculated by permutation tests based on 999 permutations. To evaluate the effect of location on species composition, we performed a permutational multivariate analysis of variance (PERMANOVA) using *adonis* function (with 999 permutations) of the *vegan* package (Oksanen *et al.*, 2010). Afterwards, we tested differences between locations through a pairwise multilevel comparison.

Quantitative parameters (generality and vulnerability) of plant–leafminer and host–parasitoid food-webs were calculated for each location and site (Bersier *et al.*, 2002; Tylianakis *et al.*, 2008), using the function *networklevel* of the bipartite package (Dormann *et al.*, 2008). Subsequently, we conducted LMMs to compare food web generality and vulnerability among locations, adding site as random effect to contemplate location dependence within each site.

We applied species indicator analysis to identify species of mined plants, leafminers and parasitoids that could be considered as indicators of each location, using *indval* function of the *labdsv* package (Dufrêne & Legendre, 1997; Roberts, 2013). All analyses were performed using R, version 3.3.1 (R Development Core Team, 2018).

Results

Plant, leafminer, and parasitoid richness and abundance

Overall, 203 species composed the studied food webs, including 63 plant species (see Supporting information, Table S1), 58 leafminer species (see Supporting information, Table S2), and 82 species of parasitoids (see Supporting information, Table S3). We collected a total of 18 471 mined leaves, from which 2788 were leafminers and 37.59% parasitoids. The collected mined leaves belonged largely to Solanaceae (41.85%), followed by Rhamnaceae (12.87%) and Malvaceae (8.26%). Leafminers were dominated by Lepidoptera (61.55% of all adults obtained), followed by Diptera (35.11%) and, to a lesser extent, Coleoptera (3.33%). Lepidoptera were represented by nine families, from which Gelechiidae was the most abundant (80%), whereas Diptera and Coleoptera were represented by one family each: Agromyzidae and Chrysomelidae, respectively. Parasitoids belonged to nine families of Hymenoptera, with Braconidae (37.69% of all parasitoids emerged) and Eulophidae (28.15%) being the most abundant.

No significant differences were detected among locations in terms of number of leaves and foliar area available for leafminers (Fig. 1b,c and Table 1), whereas plant richness was marginally higher in SE with respect to NE (Fig. 1a and Table 1). Mined plant richness was marginally higher in the forest interior than in NE (Fig. 2a and Table 1). Leafminer abundance was lower in edges than in the forest interior, without differences between

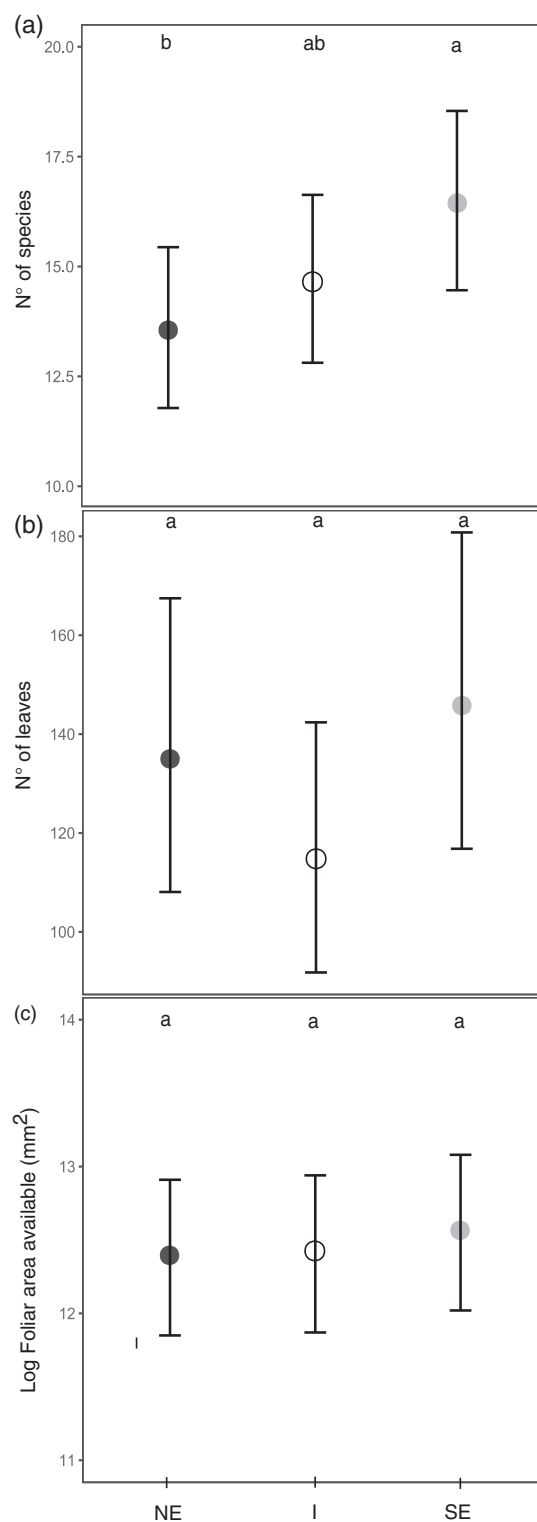


Fig. 1. Comparison of the available plant resource in three locations in fragmented Chaco Serrano, measured as (a) plant richness, (b) number of leaves, and (c) foliar area available. The mean of three sampling dates in six sites is shown. Error bars represent 95% confidence intervals. Different lowercase letters above bars indicate significant differences ($P \leq 0.05$) among locations according to Tukey's test.

Table 1. Results of generalized linear mixed models (GLMM) (through likelihood ratio test) and linear mixed model (LMM) comparing the available plant resources (estimated as plant richness, number of leaves and foliar area available), and the three trophic levels in plant–insect food webs (mined plant, leafminer and parasitoid richness and abundance) among locations (NE, I and SE).

Response variable	d.f.	Statistic	<i>P</i>
Available plant resources			
Plant richness	2	$\chi^2 = 5.12$	0.08
Number of leaves	2	$\chi^2 = 4.63$	0.10
Foliar area available (log)	2,34	$F = 0.53$	0.59
Trophic level richness			
Mined plants	2	$\chi^2 = 5.30$	0.07
Leafminers	2	$\chi^2 = 0.50$	0.78
Parasitoids	2	$\chi^2 = 0.63$	0.73
Trophic level abundance			
Leafminers	2	$\chi^2 = 10.37$	0.006
Parasitoids	2	$\chi^2 = 3.84$	0.15

Significant *P*-values are shown in bold.

SE and NE (Fig. 2b and Table 1); no significant effect of location was detected neither in leafminer and parasitoid species richness, nor in parasitoid abundance (Fig. 2 and Table 1).

According to the GLMMs evaluating the influence of microclimatic variables on each trophic level, the best model for mined plant richness included only the available plant richness as a significant predictor (Table 2). Instead, humidity and point temperature had a negative effect on leafminer richness (Table 2) and mean temperature negatively affected leafminer abundance (Table 2), which was also positively (but marginally) associated with DTR (Table 2). Parasitoids were affected by mean (richness) and point (abundance and richness) temperature measurements, positively in both cases (Table 2). Wind velocity only affected parasitoid abundance, with a positive effect (Table 2). Additionally, parasitoid species richness was negatively related to humidity and IPAR, albeit marginally in the latter case (Table 2). Regarding resource availability, parasitoid richness directly depended on leafminer richness and abundance, whereas their abundance was positively related to leafminer abundance (Table 2).

Plant, leafminer, and parasitoid species composition

Resource variables did not affect species composition of either of the trophic levels in the studied food webs (plant–leafminer–parasitoid) ($P > 0.05$ in all cases). However, the microclimatic pRDA revealed a significant relationship between microclimatic variables and the specific composition of plant community attacked by leafminers ($F_{6,18} = 1.55$, $P = 0.01$, F distribution based on 999 permutations, $r^2 = 0.39$, r^2 adjusted = 0.23). The first two ordination axis explained 30% of the total variance in mined plant composition. The ordination plot (Fig. 3a) clearly separated mined plant assemblages on locations. These findings were supported by PERMANOVA that showed significant differences in mined plant composition among the three locations (Table 3). For leafminers and parasitoids, microclimatic variables failed to explain differences

in species composition through pRDA ($F_{6,18} = 1.07$, 1.23, respectively; $P > 0.05$, F distribution based on 999 permutations) (Fig. 3b,c). However, a significant difference in species composition between SE and I was detected in the PERMANOVA analysis for both leafminer (Fig. 3b and Table 3) and parasitoid communities (Fig. 3c and Table 3).

Interactions in plant–leafminer and leafminer–parasitoid food webs

The studied organisms integrated complex bitrophic food webs (plant–leafminer and leafminer–parasitoid) in the fragmented Chaco Serrano (Figs 4 and 5). Leafminer species (Fig. 4) were clearly more specialised than parasitoid species (Fig. 5), as shown by the larger number of links from most parasitoid species as compared with those from each leafminer species.

Food web parameters did not vary among locations neither in the bitrophic food web integrated by plants and leafminers (generality $F_{2,10} = 1.42$, $P = 0.29$; vulnerability $F_{2,10} = 0.32$, $P = 0.73$), nor in the leafminer–parasitoid food web (generality $F_{2,10} = 2.39$, $P = 0.14$; vulnerability $F_{2,10} = 1.59$, $P = 0.25$).

Indicator species

Indicator species analysis revealed that 14 species showed greater affinity for a particular location. Within the first trophic level, we found that *Gomphrena pulchella*, *Malvistrum coromandelianum*, and *Janusia guaranitica* were the species of mined plants most strongly linked to north-facing edges (Table 4), whereas *Fleischmannia prasiifolia*, *Bidens subalternans*, *Iresine diffusa*, and *Anredera cordifolia* were associated with south-facing edges (Table 4). The interior locations were mainly represented by *Setaria oblongata* and *Sida dyctiocarpa* (Table 4). The leafminers *Tischeria* sp2 and *Haplopeodes near tigreensis* were preferentially found in the forest interior (Table 4). Finally, parasitoids *Phaedrotoma* sp1 and *Copidosoma* sp1 were mostly associated with interior locations (Table 4), with the parasitoid *Mirax* sp1 acting as indicator of south-facing locations (Table 4).

Discussion

The present study, involving interior and differently oriented edges in a fragmented Chaco Serrano forest, revealed changes in the taxonomic composition of plant, leafminer and parasitoid communities, although it failed to show changes in their abundance (except for leafminers), richness or food web structure among those habitats. Nonetheless, we found differential influences of microclimatic variables depending on the trophic level of the studied food webs. These findings provide relevant evidence on the effects of location and microclimatic influences on plant–insect food webs.

Species richness and abundance

The results appear to be representative of similar systems in the same region, with comparable percentages of adults

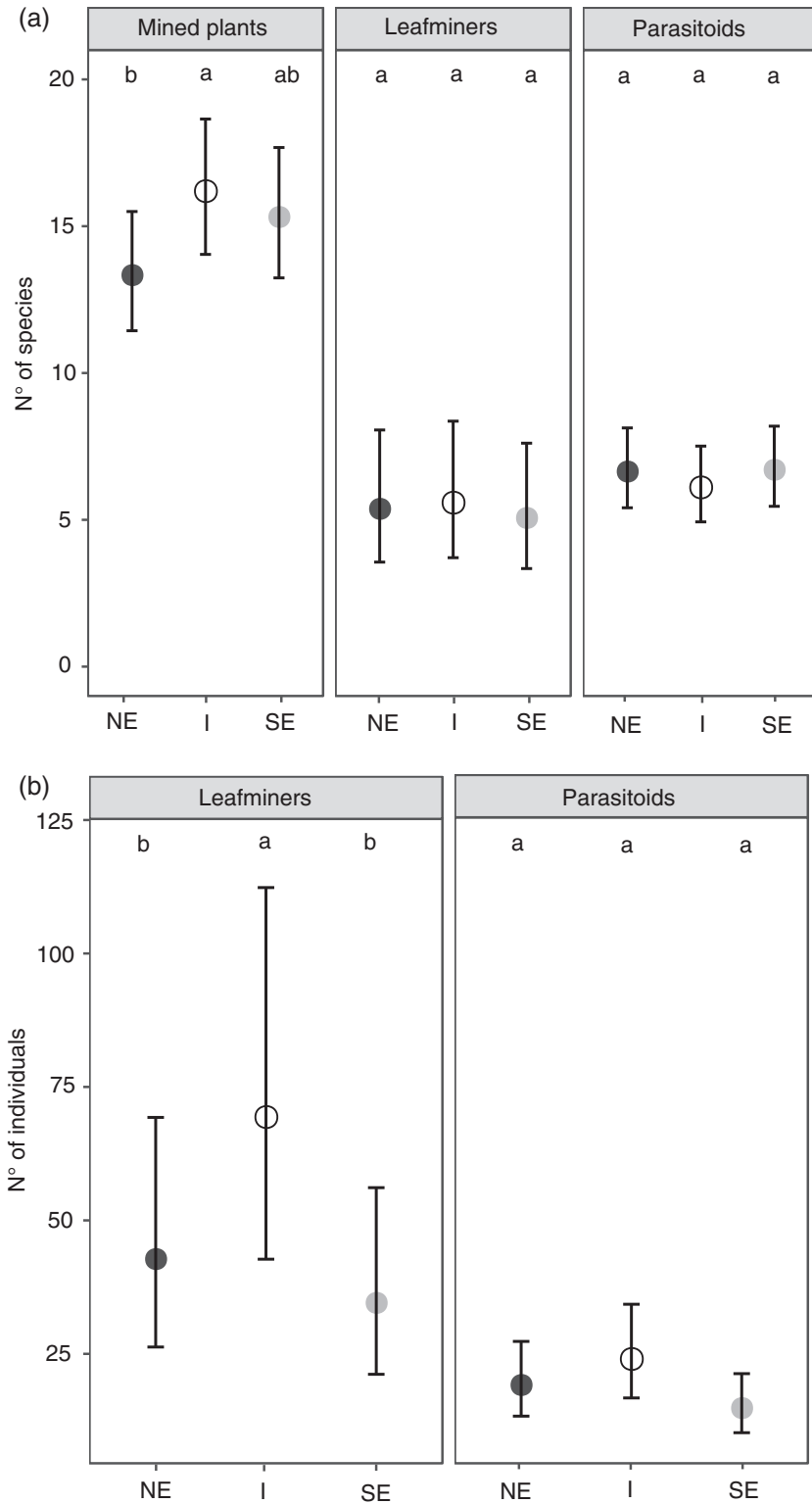


Fig. 2. Comparison of (a) species richness of mined plants, leafminers and parasitoids, and (b) leafminer and parasitoid abundance, in the studied locations. The mean of three sampling dates in six sites is shown. Error bars represent 95% confidence intervals. Different lowercase letters above bars indicate significant differences ($P \leq 0.05$) among locations according to Tukey's test.

Table 2. Model average parameter estimates, standard error (SE), and *Z* and *P* values for the predictors (microclimatic and plant resource variables) included in the best models ($\Delta\text{AICc} < 2$) explaining species richness (1) and abundance (2) in each trophic level of insect–plant food webs (a = mined plants, b = leafminers and c = parasitoids) from three locations in fragmented Chaco Serrano.

Model average parameters	Estimate	SE	<i>Z</i>	<i>P</i>
Richness				
Mined plants				
Intercept	2.742	0.042	62.018	<0.001
Number of leaves	−0.052	0.045	1.107	0.268
Plant richness	0.136	0.043	3.011	0.003
T_m	−0.050	0.043	1.069	0.285
Leafminers				
Intercept	1.809	0.069	26.065	<0.001
H	−0.293	0.074	−3.975	<0.001
T_p	−0.262	0.068	−3.830	<0.001
Parasitoids				
Intercept	1.899	0.073	25.004	<0.001
Leafminer richness	0.192	0.087	2.140	0.032
T_p	0.165	0.073	2.186	0.029
Leafminer abundance	0.198	0.094	2.041	0.041
IPAR	−0.133	0.073	1.744	0.081
T_m	0.159	0.082	1.864	0.062
H	−0.153	0.070	2.094	0.036
Abundance				
Leafminers				
Intercept	4.000	0.100	38.492	<0.001
DTR	0.167	0.090	1.776	0.076
T_m	−0.336	0.132	2.460	0.014
Parasitoids				
Intercept	2.876	0.045	59.086	<0.001
Leafminer abundance	0.526	0.040	12.553	<0.001
T_p	0.137	0.047	2.785	0.005
V	0.115	0.042	2.594	0.009
Plant richness	−0.070	0.043	1.541	0.123

DTR, daily temperature range; H, humidity; IPAR, interception of photosynthetically active radiation; T_m , mean temperature; T_p , point temperature; V, wind velocity.

successfully reared (15%) from the collected mined leaves, overall parasitism rates (37%) (Valladares *et al.*, 2006), and specific composition (Salvo *et al.*, 2011).

In terms of species richness, only the number of plant species (available plants as well as mined ones) was influenced by the orientation of edges in our study, with north-facing edges displaying an impoverished vegetal community. Survival and germination of trees and herbs can be negatively affected by sun exposed edges (Burton, 2002; Tomimatsu & Ohara, 2004), which could consequently reduce plant species richness. Because the number of plants species consumed by leafminers was also lowest at north facing-edges and directly related to available plant richness, a relatively constant proportion of the available species appears to be exploited by these herbivores, as observed in other studies (Coley *et al.*, 1985).

Although differences in species richness of herbivore (including leafminers) and parasitoid insects between forest interior and edge habitats have been reported from Chaco Serrano (Cagnolo *et al.*, 2006; Rossetti *et al.*, 2013; González *et al.*, 2016; Rossi

Rotondi *et al.*, 2019), the present study did not corroborate those results, nor did we find differences related to edge orientation. Other studies have also found similar herbivore species richness between forest interior and edges (Wirth *et al.*, 2008) or between differently oriented edges (Maeto *et al.*, 2002). One possible explanation is that species were physiologically, as well as genetically, adapted to each location conditions (Huey *et al.*, 2012). In addition, ectothermic organisms are able to adapt their behaviour to cope with stressful environments (Abram *et al.*, 2017); for example, searching for shaded places when they are exposed to high insolation levels. As far as we know, there are no available data about parasitoid and leafminer communities in relation to the geographical orientation of edges.

Notwithstanding their lack of differences among locations, leafminer and parasitoid richness showed links to particular microclimatic conditions. Thus, in contrast to the literature (Fernandes *et al.*, 2004; Kalyebi *et al.*, 2005, 2006; Emaná, 2007; Schirmer *et al.*, 2008), both leafminer and parasitoid communities showed more species under lower moisture levels. This could be attributed to an indirect effect, operating through drought stress of host plants, which could promote colonisation by different herbivore species (Kautz *et al.*, 2013; da Silva *et al.*, 2018) and, consequently, influence parasitoid richness. Also, leafminer and parasitoid populations in semi-arid systems, such as the one investigated in the present study, might be physiologically and behaviourally better adapted to colonise and reproduce on plants growing under low moisture conditions. Parasitoid richness was also favoured by higher (mean and point) temperatures and solar radiation levels. More luminous habitats may improve host searching by parasitoids through enhancement of visual cues, whereas higher temperatures may facilitate muscular activity and consequently improve locomotor abilities (Barbosa & Frongillo, 1977; Gu & Dorn, 2001; Stoepler *et al.*, 2013).

As we expected, leafminers were more abundant at the interior than at the forest edges, a result consistent with records of herbivory levels by leafminers in the same region (Valladares *et al.*, 2006). Similar results were reported by McGeoch and Gaston (2000) and were attributed to a higher mortality of mining-larvae by desiccation at edges, a possibility supported by the negative effects of mean temperature on leafminer abundance found in our study. In Chaco Serrano edges, temperature values may have reached above the optimal development thresholds for these organisms (Deutsch *et al.*, 2008), leading to greater larval mortality with respect to the forest interior. Temperature differences between edges with different orientation may not have been sufficiently large to cause significant changes in leafminer abundance (Bernaschini *et al.*, 2019).

By contrast, parasitoid abundance was favoured by greater point temperatures and stronger winds, as well as by a higher availability of leaf-mining larvae (as estimated by the total number of reared adults). Surprisingly, differences in the number of parasitoids between locations were not detected, even when the affecting microclimatic variables differed among them, as was reported by Bernaschini *et al.* (2019). These findings suggest that factors other than abiotic conditions ones and host availability underlie changes in parasitoid abundance in the studied locations. For example, parasitoids could be affected

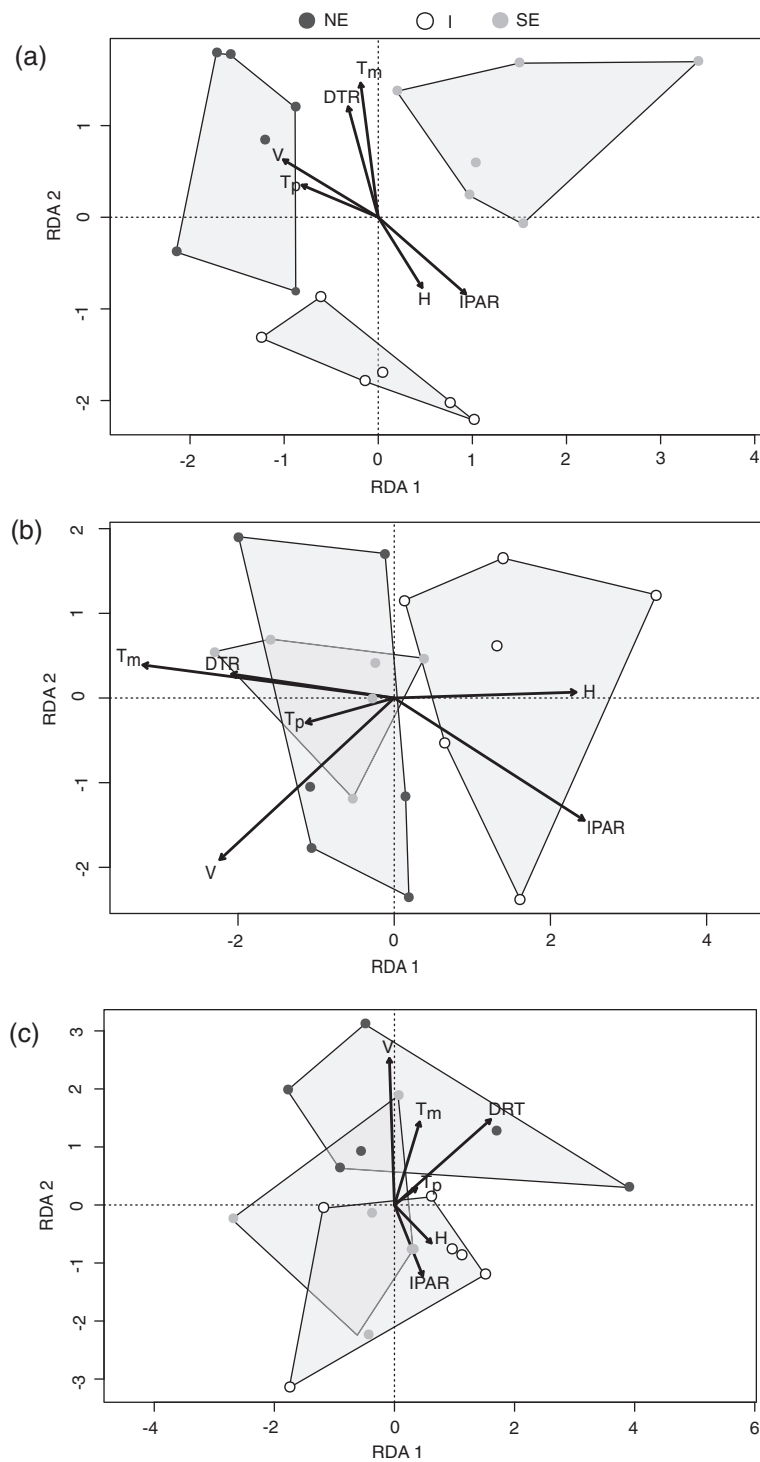


Fig. 3. Partial redundancy analyses (RDA) biplots showing the effect of microclimatic variables on the species composition of (a) mined plants, (b) leafminers, and (c) parasitoids. DTR, daily temperature range; H, humidity; IPAR, interception of photosynthetically active radiation; T_m , mean temperature; T_p , point temperature; V, wind velocity.

by the quality and quantity of floral resources (pollen and nectar) whose availability, in turn, might differ among locations (Tylianakis *et al.*, 2004; Lee *et al.*, 2006).

The positive link between parasitoid abundance and point temperature suggests that temperature range may be optimal for these species, so that higher temperatures allow faster

development rates (Deutsch *et al.*, 2008). An independent research in the same study system reported greater number of parasitoids captured by yellow water traps in forest edges with respect to forest interior, with such differences being explained by positive links to temperature and light levels (Rossi Rotondi *et al.*, 2019). The positive relationship between

Table 3. Results of permutational multivariate analysis of variance comparing species composition within each trophic level (mined plants, leafminers and parasitoids) among forest interior (I) and north and south-facing edges (NE, SE).

Trophic level locations compared	d.f.	<i>F</i>	<i>r</i> ²	<i>P</i>
Mined plants	2	2.41	0.24	0.001
NE versus SE		2.51	0.20	0.004
NE versus I		2.11	0.17	0.017
SE versus I		2.65	0.21	0.002
Leafminers	2	1.55	0.17	0.073
NE versus SE		1.08	0.10	0.329
NE versus I		1.45	0.13	0.178
SE versus I		2.21	0.18	0.019
Parasitoids	2	1.67	0.18	0.02
NE versus SE		1.17	0.10	0.278
NE versus I		1.58	0.14	0.080
SE versus I		2.43	0.19	0.022

Results of pairwise multilevel comparison are provided.

parasitoid abundance and faster winds observed in the present study, disagrees with studies showing negative wind effects on parasitoid populations via changes in mate searching behaviour or host searching activities (Messing *et al.*, 1997; Marchand & McNeil, 2000; Gu & Dorn, 2001). Also, our data suggest that parasitoid abundance was strongly associated with leaf-mining larvae availability, as predicted by the ‘resource concentration hypothesis’ (Root, 1973). Further research will be necessary to disentangle direct microclimate effects on parasitoid abundance from those mediated by changes on host populations. Finally, it is important to note that some parasitoid species have the potential to mitigate climate variability through acclimation, diapause and/or innate resistance to thermal extremes (Thomson *et al.*, 2010).

Species composition

Location influence on specific composition of the assemblages found at each individual trophic level was possibly the most consistent trend in our results. In particular, the composition of mined plants, the basal trophic level in the studied food webs, differed among locations and between differently oriented edges, and was also associated with changes in microclimatic variables. Differential preferences of plant species for habitats with different microclimatic conditions could alter resource availability for herbivores (Auslander *et al.*, 2003; Rae *et al.*, 2006). Because leafminers tend to be highly specialised, changes in the assemblage of mined plants may reflect a combination of changes in herbivore composition and changes in the plant community itself.

Leafminer and parasitoid species composition also varied among locations, although our data failed to link such variations to microclimatic conditions. Nevertheless, locations are likely to differ in attributes other than microclimate, including plant resource quality and defences against herbivores (Cronin, 2003; Bidart-Bouzat & Imeh-Nathaniel, 2008; Barber & Marquis, 2011; Kautz *et al.*, 2013; Bagchi *et al.*, 2018; da Silva *et al.*, 2018), exposure to insecticides from the adjacent cultivated

matrix, movement of organisms between matrix and forest (González *et al.*, 2016) or the availability of floral resources and nesting sites (Chacoff & Aizen, 2006; Hagen & Kraemer, 2010; Bailey *et al.*, 2014), amongst others. These factors, which could in turn be affected by microclimatic conditions, may finally influence the composition of herbivore and parasitoid communities, either directly or indirectly through cascading effects. Furthermore, leafminer and parasitoid adults could be moving from one location to another in search of places with suitable conditions, leading to species replacement among locations.

Changes in community composition may reflect species-specific differences in tolerance to particular conditions and/or preference for particular habitats. According to our analysis of indicator species, interior conditions were apparently more generally benign for leafminer species (with no species preferring edges), whereas plants and parasitoids showed species-specific links to interior habitats and edges with different orientation. Species tolerance range to particular environmental conditions can be a relevant factor for explaining biological responses to habitat degradation (Jiguet *et al.*, 2006) and to edge conditions in fragmented landscapes (Peyras *et al.*, 2013).

Interactions in plant–leafminer and leafminer–parasitoid food webs

The above discussed influences of location and microclimatic conditions on plant and insect communities did not translate into changes in species interactions, as indicated by vulnerability and generality, for either plant–leafminer or leafminer–parasitoid food webs. According to several studies, changes in the structure of trophic networks can be associated with reductions in the number of species, changes in species composition, disruption of interactions, and extreme sensitivity of species at higher trophic levels (Tylianakis *et al.*, 2007; Valladares *et al.*, 2012; Tylianakis & Binzer, 2014; Flores-Mejia *et al.*, 2016). For example, vulnerability in leafminer–parasitoid food webs was previously shown to decrease with forest size reduction, accompanied by a marked loss of species (Valladares *et al.*, 2012). In the present study, the lack of changes in species richness may explain, at least partially, the similarity of food web parameters among locations: after all, generality indicates how many different resources are consumed and vulnerability shows the number of consumers supported by each species. Nonetheless, generality in plant–leafminer as well as in leafminer–parasitoid food webs might have been expected to change among locations because the identity of the species at the resource level (plants/leafminers), as well as that of the consumers (leafminers/parasitoids), was different. The occurrence of a pair of leafminer species (*Gelechiidae* sp1 and *Haplopedes near tigrensis*) equally dominant in the three locations may have masked some subtle differences in plant and leafminer interactions. In addition, a lack of variation in food web generality suggests that microclimate effects were independent of feeding strategy, despite the higher susceptibility shown by specialist species in these fragmented landscapes (Cagnolo *et al.*, 2009). These results provide the first available evidence about

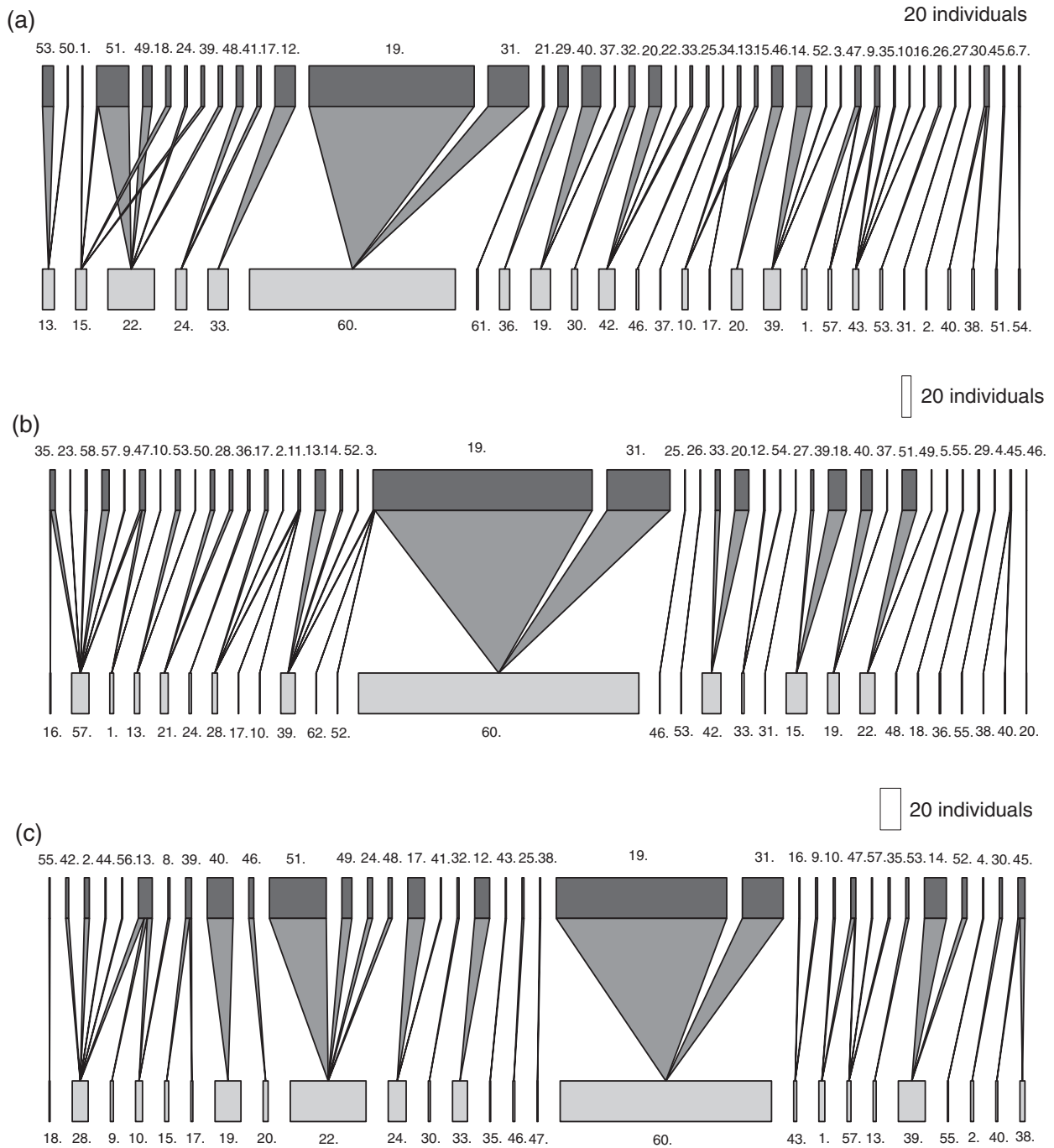


Fig. 4. Quantitative plant–leafminer food webs in the studied locations: (a) north-facing edges (NE), (b) interior (I), and (c) south-facing edges (SE) in fragmented Chaco Serrano. The rectangles above represent the leafminer species and the rectangles below, the host plant species. Species codes are given in the Supporting information, Table S1 (plants) and Table S2 (leafminers). The rectangle size is proportional to the abundance of the species (indicated by the empty rectangle on the right). The triangles indicate bi trophic interactions, and their width is proportional to the interaction strength.

the effects (or lack of them) of edge habitats and their geographical orientation on food web parameters.

In summary, the present study provides the first evidence of microclimatic influences on plant–leafminer–parasitoid food webs in a fragmented forest, suggesting that potential trade-offs

between direct and indirect effects of microclimatic conditions could influence plant and insect local responses. Our results also suggest that microclimatic variables could interact with each other and modify species responses, whereas intrinsic traits of each trophic level could determine differential




Fig. 5. Quantitative leafminer-parasitoid food webs in the studied locations: (a) north-facing edges (NE), (b) interior (I), and (c) south-facing edges (SE) in fragmented Chaco Serrano. The rectangles above represent the parasitoid species and the rectangles below the leafminer species. Species codes are given in the Supporting information, Table S2 (leafminers) and Table S3 (parasitoids). The rectangle size is proportional to the abundance of the species (indicated by the empty rectangle on the right). The triangles indicate bi trophic interactions, and their width is proportional to the interaction strength.

Table 4. Results of indicator species analysis of mined plants, leafminers, and parasitoids among locations (NE, I, and SE).

Species	Location	Indicator value	<i>P</i>
Mined plants			
<i>Gomphrena pulchella</i>	NE	0.79	0.009
<i>Malvastrum coromandelianum</i>	NE	0.66	0.049
<i>Janusia guaranitica</i>	NE	0.63	0.025
<i>Fleischmannia prasiifolia</i>	SE	0.86	0.042
<i>Bidens subalternans</i>	SE	0.70	0.008
<i>Iresine diffusa</i>	SE	0.60	0.020
<i>Anredera cordifolia</i>	SE	0.60	0.022
<i>Setaria oblongata</i>	I	0.88	0.006
<i>Sida dyctiocarpa</i>	I	0.72	0.005
Leafminers			
<i>Tischeria</i> sp2	I	0.62	0.025
<i>Haploepodes near tigrensis</i>	I	0.60	0.030
Parasitoids			
<i>Phaerotoma</i> sp1	I	0.75	0.012
<i>Copidosoma</i> sp1	I	0.64	0.022
<i>Mirax</i> sp1	SE	0.64	0.021

Only significant indicator values ($P < 0.05$) are shown.

responses to microclimatic conditions. Our findings highlight the need for further simultaneous analyses of microclimatic effects on different trophic levels and their interactions, including other food web parameters and study systems. Understanding how ecological networks respond to small scale but significant changes in their environment, as represented by microclimatic conditions, could help us to envisage how they will respond to larger scale variations predicted by global climate change.

Acknowledgements

We thank the landowners of Estancia Santo Domingo for granting us field work permission. This study was funded by the Consejo Nacional de Investigaciones Científicas y Técnicas (CONICET) and Secretaría de Ciencia y Tecnología (SECYT-UNC).

AS, GV and MLB originally formulated the idea and developed the methodology. MLB conducted fieldwork and analysed data. All authors contributed to the writing of the manuscript.

The authors declare that they have no conflicts of interest.

Supporting Information

Additional supporting information may be found online in the Supporting Information section at the end of the article.

Figure S1. Detail of the sites and locations (of one of the sites) where the study was performed.

Table S1. List of plant species consumed by leafminers in the studied locations.

Table S2. List of leafminer species in the studied locations.

Table S3. List of parasitoid species in the studied locations.

References

- Abram, P.K., Cusumano, A., Peri, E., Brodeur, J., Boivin, G. & Colazza, G. (2015) Thermal stress affects patch time allocation by preventing forgetting in a parasitoid wasp. *Behavioral Ecology*, **26**, 1326–1334.
- Abram, P.K., Boivin, G., Moiroux, J. & Brodeur, J. (2017) Behavioural effects of temperature on ectothermic animals: unifying thermal physiology and behavioural plasticity. *Biological Reviews*, **92**, 1859–1876.
- Auslander, M., Nevo, E. & Inbar, M. (2003) The effects of slope orientation on plant growth, developmental instability and susceptibility to herbivores. *Journal of Arid Environments*, **55**, 405–416.
- Bagchi, R., Brown, L.M., Elphick, C.S., Wagner, D.L. & Singer, M.S. (2018) Anthropogenic fragmentation of landscapes: mechanisms for eroding the specificity of plant–herbivore interactions. *Oecologia*, **187**, 521–533.
- Bailey, S., Requier, F., Roberts, S.P.M., Potts, S.G. & Bouget, C. (2014) Distance from forest edge affects bee pollinators in oilseed rape fields. *Ecology and Evolution*, **4**, 370–380.
- Bale, J.S., Masters, G.J., Hodkinson, I.D., Awmack, C., Bezemer, T.M., Brown, V.K. *et al.* (2002) Herbivory in global climate change research: direct effects of rising temperature on insect herbivores. *Global Change Biology*, **8**, 1–16.
- Barber, N.A. & Marquis, R.J. (2011) Light environment and the impacts of foliage quality on herbivorous insect attack and bird predation. *Oecologia*, **166**, 401–409.
- Barbosa, P. & Frongillo, E.A. Jr. (1977) Influence of light intensity and temperature on locomotory and flight activity of *Brachymeria intermedia* (Hym.: Chalcididae) a pupal parasitoid of gypsy moth. *Entomophaga*, **2**, 405–411.
- Barton, K. (2013) *MuMIn: Multi-model Inference*. R package, version 1.9.13 [WWW document]. URL <http://CRAN.R-project.org/package=MUMIN> [accessed on 1 May 2019].
- Bates, D. & Sarkar, D. (2007) *lme4: Linear Mixed-Effects Models using Eigen and Variance-Covariance*. R package, version 0.9975-12 [WWW document]. URL <http://CRAN.R-project.org/> [accessed on 25 April 2019].
- Bennie, J., Huntley, B., Wiltshire, A., Hill, M.O. & Baxter, R. (2008) Slope, aspect and climate: spatially explicit and implicit models of topographic microclimate in chalk grassland. *Ecological Modelling*, **216**, 47–59.
- Bernaschini, M.L., Trumper, E., Valladares, G. & Salvo, A. (2019) Are all edges equal? Microclimatic conditions, geographical orientation and biological implications in a fragmented forest. *Agriculture, Ecosystems & Environment*, **280**, 142–151.
- Bersier, A.L., Banašek-richter, C. & Cattin, M. (2002) Quantitative descriptors of food-web matrices. *Ecology*, **83**, 2394–2407.
- Bidart-Bouzat, M.G. & Imeh-Nathaniel, A. (2008) Global change effects on plant chemical defenses against insect herbivores. *Journal of Integrative Plant Biology*, **50**, 1339–1354.
- Bolker, B.M., Brooks, M.E., Clark, C.J., Geange, S.W., Poulsen, J.R., Stevens, M.H.H. *et al.* (2009) Generalized linear mixed models: a practical guide for ecology and evolution. *Trends in Ecology & Evolution*, **24**, 127–135.
- Bonebrake, T.C., Boggs, C.L., McNally, J.M., Ranganathan, J. & Ehrlich, P.R. (2010) Oviposition behavior and offspring performance in herbivorous insects: consequences of climatic and habitat heterogeneity. *Oikos*, **119**, 927–934.
- Borcard, D., Gillet, F. & Legendre, P. (2011) *Numerical ecology with R*. Springer, New York, New York.
- Burnham, K.P. & Anderson, D.R. (2002) *Model Selection and Multi-model Inference: A Practical Information-Theoretic Approach*, 2nd edn. Springer, Berlin, Germany.

- Burton, P.J. (2002) Effects of clearcut edges on trees in the sub-boreal spruce zone of Northwest-Central British Columbia. *Silva Fennica*, **36**, 329–352.
- Cagnolo, L., Cabido, M. & Valladares, G. (2006) Plant species richness in the Chaco Serrano Woodland from central Argentina: ecological traits and habitat fragmentation effects. *Biological Conservation*, **132**, 510–519.
- Cagnolo, L., Valladares, G., Salvo, A., Cabido, M. & Zak, M. (2009) Habitat fragmentation and species loss across three interacting trophic levels: effects of life-history and food-web traits. *Conservation Biology*, **23**, 1167–1175.
- Cagnolo, L., Salvo, A. & Valladares, G. (2011) Network topology: patterns and mechanisms in plant-herbivore and host-parasitoid food webs. *Journal of Animal Ecology*, **80**, 342–351.
- CaraDonna, P.J., Cunningham, J.L. & Iler, A.M. (2018) Experimental warming in the field delays phenology and reduces body mass, fat content and survival: implications for the persistence of a pollinator under climate change. *Functional Ecology*, **32**, 2345–2356.
- Chacoff, N.P. & Aizen, M.A. (2006) Edge effects on flower-visiting insects in grapefruit plantations bordering premontane subtropical forests. *Journal of Applied Ecology*, **43**, 18–27.
- Chen, J., Franklin, J.F. & Spies, T.A. (1995) Growing-season microclimatic gradients from clearcut edges into old-growth Douglas-fir forests. *Ecological Applications*, **5**, 74–86.
- Coley, P.D., Bryant, J.P. & Chapin, F.S. (1985) Resource availability and plant antiherbivore defense. *Science*, **230**, 895–899.
- Colinet, H., Sinclair, B.J., Vernon, P. & Renault, D. (2015) Insects in fluctuating thermal environments. *Annual Review of Entomology*, **60**, 123–140.
- Cronin, J.T. (2003) Patch structure, oviposition behavior, and the distribution of parasitism risk. *Ecological Monographs*, **73**, 283–300.
- Davies-Colley, R.J., Payne, G.W. & van Elswijk, M. (2000) Microclimatic gradients across a forest edge. *New Zealand Journal of Ecology*, **24**, 111–121.
- De Frenne, P., Rodríguez-Sánchez, F., Coomes, D.A., Baeten, L., Verstraeten, G., Vellend, M. *et al.* (2013) Microclimate moderates plant responses to macroclimate warming. *Proceedings of the National Academy of Sciences of the United States of America*, **110**, 18561–18565.
- Dell, A.I., Pawar, S. & Savage, V.M. (2014) Temperature dependence of trophic interactions are driven by asymmetry of species responses and foraging strategy. *Journal of Animal Ecology*, **83**, 70–84.
- Denyer, K., Burns, B. & Ogden, J. (2006) Buffering of native forest edge microclimate by adjoining tree plantations. *Austral Ecology*, **31**, 478–489.
- Deutsch, C.A., Tewksbury, J.J., Huey, R.B., Sheldon, K.S., Ghalambor, C.K., Haak, D.C. *et al.* (2008) Impacts of climate warming on terrestrial ectotherms across latitude. *Proceedings of the National Academy of Sciences of the United States of America*, **105**, 6668–6672.
- Dormann, C., Gruber, B. & Fründ, J. (2008) Introducing the bipartite package: analysing ecological networks. *R News*, **8**, 8–11.
- Duale, A.H. (2005) Effect of temperature and relative humidity on the biology of the stem borer parasitoid *Pediobius fuscus* (Gahan) (Hymenoptera: Eulophidae) for the management of stem borers. *Environmental Entomology*, **34**, 1–5.
- Dufrêne, M. & Legendre, P. (1997) Species assemblages and indicator species: the need for a flexible asymmetrical approach. *Ecological Monographs*, **67**, 345–366.
- Eldegard, K., Totland, Ø. & Moe, S.R. (2015) Edge effects on plant communities along power line clearings. *Journal of Applied Ecology*, **52**, 871–880.
- Emana, G.D. (2007) Comparative studies of the influence of relative humidity and temperature on the longevity and fecundity of the parasitoid, *Cotesia flavipes*. *Journal of Insect Science*, **7**, 1–7.
- Ewers, R.M., Bartlam, S. & Didham, R.K. (2013) Altered species interactions at forest edges: contrasting edge effects on bumble bees and their phoretic mite loads in temperate forest remnants. *Insect Conservation and Diversity*, **6**, 598–606.
- Fernandes, G.W., Caldeira Castro, F.M., Faria, M.L., Marques, E.S.A. & Barcelos Greco, M.K. (2004) Effects of hygrothermal stress, plant richness, and architecture on mining insect diversity. *Biotropica*, **36**, 240–247.
- Flores-Mejia, S., Guay, J.F., Fournier, V. & Cloutier, C. (2016) The influence of a parasitoid's response to temperature on the performance of a tri-trophic food web. *Ecological Entomology*, **41**, 431–441.
- Gehlhausen, S.M., Schwartz, M.W., Augspurger, C.K., Biology, P., Hall, M. & Ave, S.G. (2000) Vegetation and microclimatic edge effects in two mixed-mesophytic forest fragments. *Plant Ecology*, **147**, 21–35.
- González, E., Salvo, A., Defagó, M.T. & Valladares, G. (2016) A moveable feast: insects moving at the forest-crop interface are affected by crop phenology and the amount of forest in the landscape. *PLoS One*, **11**, e0158836.
- Gu, H. & Dorn, S. (2001) How do wind velocity and light intensity influence host-location success in *Cotesia glomerata* (Hym., Braconidae)? *Journal of Applied Entomology*, **125**, 115–120.
- Hagen, M. & Kraemer, M. (2010) Agricultural surroundings support flower-visitor networks in an Afrotropical rain forest. *Biological Conservation*, **143**, 1654–1663.
- van Halder, I., Barbaro, L. & Jactel, H. (2011) Conserving butterflies in fragmented plantation forests: are edge and interior habitats equally important? *Journal of Insect Conservation*, **15**, 591–601.
- Hance, T., van Baaren, J., Vernon, P. & Boivin, G. (2007) Impact of extreme temperatures on parasitoids in a climate change perspective. *Annual Review of Entomology*, **52**, 107–126.
- Harper, K.A., Macdonald, S.E., Burton, P.J., Chen, J., Euskirchen, N.I.E.S., Brososke, K.D. *et al.* (2005) Edge influence on forest structure and composition in fragmented landscapes. *Conservation Biology*, **19**, 768–782.
- Heithecker, T.D. & Halpern, C.B. (2007) Edge-related gradients in microclimate in forest aggregates following structural retention harvests in western Washington. *Forest Ecology and Management*, **248**, 163–173.
- Herrera, J.M., Ploquin, E.F., Rodríguez-Pérez, J. & Obeso, J.R. (2014) Determining habitat suitability for bumblebees in a mountain system: a baseline approach for testing the impact of climate change on the occurrence and abundance of species. *Journal of Biogeography*, **41**, 700–712.
- Hothorn, T., Bretz, F., Westfall, P., Heiberger, R.M., Schuetzenmeister, A. & Scheibe, S. (2019) *Simultaneous Inference in General Parametric Models*. R package, version 1.4-10 [WWW document]. URL <https://cran.r-project.org/web/packages/multcomp/> [accessed on 28 April 2019].
- Huey, R.B., Kearney, M.R., Krockenberger, A., Holtum, J.M., Jess, M. & Williams, S.E. (2012) Predicting organismal vulnerability to climate warming: roles of behaviour, physiology and adaptation. *Philosophical Transactions of the Royal Society of London. Series B: Biological Sciences*, **367**, 1665–1679.
- Hylland, K. (2005) Aspect modifies the magnitude of edge effects on bryophyte growth in boreal forests. *Journal of Applied Ecology*, **42**, 518–525.
- Jiguet, F., Julliard, R., Thomas, C.D., Dehorter, O., Newson, S.E. & Couvet, D. (2006) Thermal range predicts bird population resilience to extreme high temperatures. *Ecology Letters*, **9**, 1321–1330.
- Kalyebi, A., Overholt, W.A., Schulthess, F., Mueke, J.M., Hassan, S.A. & Sithanatham, S. (2005) Functional response of six indigenous trichogrammatid egg parasitoids (Hymenoptera: Trichogrammatidae) in Kenya: influence of temperature and relative humidity. *Biological Control*, **32**, 164–171.

- Kalyebi, A., Overholt, W.A., Schulthess, F., Mueke, J.M. & Sithanatham, S. (2006) The effect of temperature and humidity on the bionomics of six African egg parasitoids (Hymenoptera: Trichogrammatidae). *Bulletin of Entomological Research*, **96**, 305–314.
- Kautz, M., Schopf, R. & Ohser, J. (2013) The “sun-effect”: microclimatic alterations predispose forest edges to bark beetle infestations. *European Journal of Forest Research*, **132**, 453–465.
- Klapwijk, M.J., Grä-Bler, B.C., Ward, K., Wheeler, D. & Lewis, O.T. (2010) Influence of experimental warming and shading on host–parasitoid synchrony. *Global Change Biology*, **16**, 102–112.
- Lee, J.C., Andow, D.A. & Heimpel, G.E. (2006) Influence of floral resources on sugar feeding and nutrient dynamics of a parasitoid in the field. *Ecological Entomology*, **31**, 470–480.
- Lomeli-Flores, J.R., Barrera, J.F. & Bernal, J.S. (2010) Impacts of weather, shade cover and elevation on coffee leafminer *Leucoptera coffeella* (Lepidoptera: Lyonetiidae) population dynamics and natural enemies. *Crop Protection*, **29**, 1039–1048.
- Luti, R., Bertrán, M., Galera, M., Muller, N., Berzal, M., Nores, M. et al. (1979) Vegetación. *Geografía Física de la Provincia de Córdoba* (eds. by J. C. Vázquez, R. Miatello & M. Roqué), pp. 297–268. Editorial Boldt, Buenos Aires, Argentina.
- Maeto, K., Sato, S. & Miyata, H. (2002) Species diversity of longicorn beetles in humid warm-temperate forests: the impact of forest management practices on old-growth forest species in southwestern Japan. *Biodiversity and Conservation*, **11**, 1919–1937.
- Marchand, D. & McNeil, J.N. (2000) Effects of wind speed and atmospheric pressure on mate searching behaviour of the aphid parasitoid *Aphidius nigripes* (Hymenoptera: Aphidiidae). *Journal of Insect Behavior*, **13**, 187–199.
- Martínez, A.S. & Hardie, J. (2009) Hygroreception in olfactometer studies. *Physiological Entomology*, **34**, 211–216.
- Matlack, G.R. (1993) Microenvironment variation within and among forest edge sites in the eastern United States. *Biological Conservation*, **66**, 185–194.
- McGeoch, M.A. & Gaston, K.J. (2000) Edge effects on the prevalence and mortality factors of *Phytomyza ilicis* (Diptera, Agromyzidae) in a suburban woodland. *Ecology Letters*, **3**, 23–29.
- Menéndez, R. (2007) How are insects responding to global warming? *Tijdschrift voor Entomologie*, **150**, 355–365.
- Messing, R.H., Klungness, L.M. & Jang, E.B. (1997) Effects of wind on movement of *Diachasmimorpha longicaudata*, a parasitoid of tephritid fruit flies, in a laboratory flight tunnel. *Entomologia Experimentalis et Applicata*, **82**, 147–152.
- Murcia, C. (1995) Edge effects in fragmented forests: implications for conservation. *Trends in Ecology & Evolution*, **10**, 58–62.
- Oksanen, J., Blanchet, F.G., Kindt, R., Legendre, P., O’hara, R.B., Simpson, G.L. et al. (2010) *Vegan: Community Ecology Package*. R package, version 1.17-4 [WWW document]. URL <http://cran.r-project.org> [accessed on 5 May 2019].
- Ortiz-Pulido, R. & Pavón, N.P. (2010) Influence of slope orientation on sex ratio and size distribution in a dioecious plant *Bursera fagaroides* var. *purpusii* (Brandeg.) McVaugh and Rzed. (Burseraeae). *Plant Ecology*, **208**, 271–277.
- Pasek, J.E. (1988) Influence of wind and windbreaks on local dispersal of insects. *Agriculture, Ecosystems & Environment*, **22**, 539–554.
- Pen-Mouratov, S., Berg, N., Genzer, N., Ukabi, S., Shargil, D. & Steinberger, Y. (2009) Do slope orientation and sampling location determine soil biota composition? *Frontiers of Biology in China*, **4**, 364–375.
- Peyras, M., Vespa, N.I., Bellocq, M.I. & Zurita, G.A. (2013) Quantifying edge effects: the role of habitat contrast and species specialization. *Journal of Insect Conservation*, **17**, 807–820.
- Pincebourde, S., Sinoquet, H., Combes, D. & Casas, J. (2007) Regional climate modulates the canopy mosaic of favourable and risky microclimates for insects. *The Journal of Animal Ecology*, **76**, 424–438.
- Porensky, L.M. (2011) When edges meet: interacting edge effects in an African savanna. *Journal of Ecology*, **99**, 923–934.
- Quiring, D.T. & McNeil, J.N. (1987) Daily patterns of abundance and temporal distributions of feeding, mating and oviposition of the dipteran leaf miner, *Agromyza frontella*. *Entomologia Experimentalis et Applicata*, **45**, 73–79.
- R Development Core Team (2018) *R: A Language and Environment for Statistical Computing*. R Foundation for Statistical Computing, Vienna, Austria. [WWW document]. URL <http://www.r-project.org/> [accessed on 25 May 2019].
- Rae, D.A., Armbruster, W.S., Edwards, M.E. & Svengård-Barre, M. (2006) Influence of microclimate and species interactions on the composition of plant and invertebrate communities in alpine northern Norway. *Acta Oecologica*, **29**, 266–282.
- Raghu, S., Drew, R.A.I. & Clarke, A.R. (2004) Influence of host plant structure and microclimate on the abundance and behavior of a tephritid fly. *Journal of Insect Behavior*, **17**, 179–190.
- Ries, L., Fletcher, R.J., Battin, J. & Sisk, T.D. (2004) Ecological responses to habitat edges: mechanisms, models, and variability explained. *Annual Review of Ecology, Evolution, and Systematics*, **35**, 491–522.
- Robinet, C. & Roques, A. (2010) Direct impacts of recent climate warming on insect populations. *Integrative Zoology*, **5**, 132–142.
- Roberts, D.W. (2013) labdsv: ordination and multivariate analysis for ecology package. R package version 1.6-1. URL <http://cran.r-project.org/web/packages/labdsv> [accessed on 20 May 2019].
- Root, R.B. (1973) Organization of a plant–arthropod association in simple and diverse habitats: the fauna of collards (*Brassica oleracea*). *Ecological Monographs*, **43**, 95–124.
- Rossetti, M.R., Salvo, A., Videla, M. & Valladares, G. (2013) Forest remnants contribute to parasitoid conservation: experimental evaluation of parasitism on a leafminer host. *Journal of Insect Conservation*, **17**, 1137–1144.
- Rossi Rotondi, B.A., Bernaschini, M.L., Musicante, M.L. & Salvo, A. (2019) Forest microsite influence on captures of flying Hymenoptera by yellow pan traps. *Entomologia Generalis*, **39**, 193–203.
- Sagata, K. & Gibb, H. (2016) The effect of temperature increases on an ant-hemiptera-plant interaction. *PLoS One*, **11**, e0155131.
- Salvo, A. & Valladares, G. (1998) Taxonomic composition of hymenopteran parasitoid assemblages from agromyzid leaf-miners sampled in Central Argentina. *Studies on Neotropical Fauna and Environment*, **33**, 116–123.
- Salvo, A., Valladares, G.R. & Cagnolo, L. (2011) Parasitic assemblages on leafminers: a comparison of structure and function among host orders. *Studies on Neotropical Fauna and Environment*, **46**, 11–22.
- Schirmer, S., Sengonca, C. & Blaeser, P. (2008) Influence of abiotic factors on some biological and ecological characteristics of the aphid parasitoid *Aphelinus asychis* (Hymenoptera: Aphelinidae) parasitizing *Aphis gossypii* (Sternorrhyncha: Aphididae). *European Journal of Entomology*, **105**, 121–129.
- Sentis, A., Hemptinne, J.L. & Brodeur, J. (2017) Non-additive effects of simulated heat waves and predators on prey phenotype and transgenerational phenotypic plasticity. *Global Change Biology*, **23**, 4598–4608.
- da Silva, J.L.G., de Holanda Silva, I.L., Ribeiro-Neto, J.D., Wirth, R. & Leal, I.R. (2018) Forest edge orientation influences leaf-cutting ant abundance and plant drought stress in the Brazilian Atlantic forest. *Agricultural and Forest Entomology*, **20**, 358–365.
- Sinclair, B.J., Marshall, K.E., Sewell, M.A., Levesque, D.L., Willett, C.S., Slotsbo, S. et al. (2016) Can we predict ectotherm responses to climate change using thermal performance curves and body temperatures? *Ecology Letters*, **19**, 1372–1385.

- Souza, D.G., Santos, J.C., Oliveira, M.A. & Tabarelli, M. (2016) Shifts in plant assemblages reduce the richness of galling insects across edge-affected habitats in the Atlantic forest. *Environmental Entomology*, **45**, 1161–1169.
- Stoeppler, T.M., Lill, J.T. & Smith, A.H. (2013) Direct and indirect effects of light environment generate ecological trade-offs in herbivore performance and parasitism. *Ecology*, **94**, 2299–2310.
- Stoutjesdijk, P.H. & Barkman, J.J. (1992) *Microclimate, Vegetation and Fauna*. Opulus Press, Knivsta, Sweden.
- Thomson, L.J., Macfadyen, S. & Hoffmann, A.A. (2010) Predicting the effects of climate change on natural enemies of agricultural pests. *Biological Control*, **52**, 296–306.
- Tomimatsu, H. & Ohara, M. (2004) Edge effects on recruitment of *Trillium camschatcense* in small forest fragments. *Biological Conservation*, **117**, 509–519.
- Tylianakis, J.M. & Binzer, A. (2014) Effects of global environmental changes on parasitoid–host food webs and biological control. *Biological Control*, **75**, 77–86.
- Tylianakis, J.M., Didham, R.K. & Wratten, S.D. (2004) Improved fitness of aphid parasitoids receiving resource subsidies. *Ecology*, **85**, 658–666.
- Tylianakis, J.M., Tschamntke, T. & Lewis, O.T. (2007) Habitat modification alters the structure of tropical host–parasitoid food webs. *Nature*, **445**, 202–205.
- Tylianakis, J.M., Didham, R.K., Bascompte, J. & Wardle, D.A. (2008) Global change and species interactions in terrestrial ecosystems. *Ecology Letters*, **11**, 1351–1363.
- Valladares, G., Salvo, A. & Cagnolo, L. (2006) Habitat fragmentation effects on trophic processes of insect–plant food webs. *Conservation Biology*, **20**, 212–217.
- Valladares, G., Cagnolo, L. & Salvo, A. (2012) Forest fragmentation leads to food web contraction. *Oikos*, **121**, 299–305.
- Van der Putten, W.H., Macel, M. & Visser, M.E. (2010) Predicting species distribution and abundance responses to climate change: why it is essential to include biotic interactions across trophic levels. *Philosophical Transactions of the Royal Society of London. Series B: Biological Sciences*, **365**, 2025–2034.
- Winter, T.R. & Rostás, M. (2008) Ambient ultraviolet radiation induces protective responses in soybean but does not attenuate indirect defense. *Environmental Pollution*, **155**, 290–297.
- Wirth, R., Meyer, S.T., Leal, I.R. & Tabarelli, M. (2008) Plant herbivore interactions at the forest edge. *Progress in Botany* (eds. by U. Lüttge, W. Beyschlag, & J. Murata), pp. 423–448. Springer, Berlin, Heidelberg, Berlin, Heidelberg, Germany.
- Wu, J., Pan, H., Zhang, J., Yang, S. & Zhao, M. (2015) Effect of sun exposure on saproxylic beetle assemblages may change with topoclimate in a subtropical forest of east China. *Journal of Insect Conservation*, **19**, 877–889.
- Yamazaki, K. (2011) Gone with the wind: trembling leaves may deter herbivory. *Biological Journal of the Linnean Society*, **104**, 738–747.
- Zak, M.R., Cabido, M. & Hodgson, J.G. (2004) Do subtropical seasonal forests in the Gran Chaco, Argentina, have a future? *Biological Conservation*, **120**, 589–598.

Accepted 3 February 2020

Associate Editor: Julia Ferrari