

**\*\*\* PROOF OF YOUR ARTICLE ATTACHED, PLEASE READ CAREFULLY \*\*\***

After receipt of your corrections your article will be published initially within the online version of the journal.

**PLEASE NOTE THAT THE PROMPT RETURN OF YOUR PROOF CORRECTIONS WILL ENSURE THAT THERE ARE NO UNNECESSARY DELAYS IN THE PUBLICATION OF YOUR ARTICLE**☐ **READ PROOFS CAREFULLY****ONCE PUBLISHED ONLINE OR IN PRINT IT IS NOT POSSIBLE TO MAKE ANY FURTHER CORRECTIONS TO YOUR ARTICLE**

- § This will be your only chance to correct your proof
- § Please note that the volume and page numbers shown on the proofs are for position only

☐ **ANSWER ALL QUERIES ON PROOFS** (Queries are attached as the last page of your proof.)

- § List all corrections and send back via e-mail to the production contact as detailed in the covering e-mail, or mark all corrections directly on the proofs and send the scanned copy via e-mail. Please do not send corrections by fax or post

☐ **CHECK FIGURES AND TABLES CAREFULLY**

- § Check sizes, numbering, and orientation of figures
- § All images in the PDF are downsampled (reduced to lower resolution and file size) to facilitate Internet delivery. These images will appear at higher resolution and sharpness in the printed article
- § Review figure legends to ensure that they are complete
- § Check all tables. Review layout, titles, and footnotes

☐ **COMPLETE COPYRIGHT TRANSFER AGREEMENT (CTA) if you have not already signed one**

- § Please send a scanned signed copy with your proofs by e-mail. **Your article cannot be published unless we have received the signed CTA**

☐ **OFFPRINTS**

- § 25 complimentary offprints of your article will be dispatched on publication. Please ensure that the correspondence address on your proofs is correct for dispatch of the offprints. If your delivery address has changed, please inform the production contact for the journal – details in the covering e-mail. Please allow six weeks for delivery.

**Additional reprint and journal issue purchases**

- § Should you wish to purchase a minimum of 100 copies of your article, please visit [http://www3.interscience.wiley.com/aboutus/contact\\_reprint\\_sales.html](http://www3.interscience.wiley.com/aboutus/contact_reprint_sales.html)
- § To acquire the PDF file of your article or to purchase reprints in smaller quantities, please visit <http://www3.interscience.wiley.com/aboutus/ppv-articleselect.html>. Restrictions apply to the use of reprints and PDF files – if you have a specific query, please contact [permreq@wiley.co.uk](mailto:permreq@wiley.co.uk). Corresponding authors are invited to inform their co-authors of the reprint options available
- § To purchase a copy of the issue in which your article appears, please contact [cs-journals@wiley.co.uk](mailto:cs-journals@wiley.co.uk) upon publication, quoting the article and volume/issue details
- § Please note that regardless of the form in which they are acquired, reprints should not be resold, nor further disseminated in electronic or print form, nor deployed in part or in whole in any marketing, promotional or educational contexts without authorization from Wiley. Permissions requests should be directed to <mailto:permreq@wiley.co.uk>

## WILEY AUTHOR DISCOUNT CLUB

We would like to show our appreciation to you, a highly valued contributor to Wiley's publications, by offering a **unique 25% discount** off the published price of any of our books\*.

All you need to do is apply for the **Wiley Author Discount Card** by completing the attached form and returning it to us at the following address:

The Database Group (Author Club)  
John Wiley & Sons Ltd  
The Atrium  
Southern Gate  
Chichester  
PO19 8SQ  
UK

Alternatively, you can **register online** at [www.wileyeurope.com/go/authordiscount](http://www.wileyeurope.com/go/authordiscount)  
Please pass on details of this offer to any co-authors or fellow contributors.

After registering you will receive your Wiley Author Discount Card with a special promotion code, which you will need to quote whenever you order books direct from us.

The quickest way to order your books from us is via our European website at:

**<http://www.wileyeurope.com>**

Key benefits to using the site and ordering online include:

- Real-time SECURE on-line ordering
- Easy catalogue browsing
- Dedicated Author resource centre
- Opportunity to sign up for subject-orientated e-mail alerts

Alternatively, you can order direct through Customer Services at:  
[cs-books@wiley.co.uk](mailto:cs-books@wiley.co.uk), or call +44 (0)1243 843294, fax +44 (0)1243 843303

So take advantage of this great offer and return your completed form today.

Yours sincerely,

A handwritten signature in black ink, appearing to read 'V Leaver'.

Verity Leaver  
Group Marketing Manager  
[author@wiley.co.uk](mailto:author@wiley.co.uk)

### \*TERMS AND CONDITIONS

This offer is exclusive to Wiley Authors, Editors, Contributors and Editorial Board Members in acquiring books for their personal use. There must be no resale through any channel. The offer is subject to stock availability and cannot be applied retrospectively. This entitlement cannot be used in conjunction with any other special offer. Wiley reserves the right to amend the terms of the offer at any time.

# REGISTRATION FORM

## For Wiley Author Club Discount Card

To enjoy your 25% discount, tell us your areas of interest and you will receive relevant catalogues or leaflets from which to select your books. Please indicate your specific subject areas below.

<b>Accounting</b> <input type="checkbox"/> <ul style="list-style-type: none"> <li>• Public <input type="checkbox"/></li> <li>• Corporate <input type="checkbox"/></li> </ul>	<b>Architecture</b> <input type="checkbox"/>
<b>Chemistry</b> <input type="checkbox"/> <ul style="list-style-type: none"> <li>• Analytical <input type="checkbox"/></li> <li>• Industrial/Safety <input type="checkbox"/></li> <li>• Organic <input type="checkbox"/></li> <li>• Inorganic <input type="checkbox"/></li> <li>• Polymer <input type="checkbox"/></li> <li>• Spectroscopy <input type="checkbox"/></li> </ul>	<b>Business/Management</b> <input type="checkbox"/>
<b>Encyclopedia/Reference</b> <input type="checkbox"/> <ul style="list-style-type: none"> <li>• Business/Finance <input type="checkbox"/></li> <li>• Life Sciences <input type="checkbox"/></li> <li>• Medical Sciences <input type="checkbox"/></li> <li>• Physical Sciences <input type="checkbox"/></li> <li>• Technology <input type="checkbox"/></li> </ul>	<b>Computer Science</b> <input type="checkbox"/> <ul style="list-style-type: none"> <li>• Database/Data Warehouse <input type="checkbox"/></li> <li>• Internet Business <input type="checkbox"/></li> <li>• Networking <input type="checkbox"/></li> <li>• Programming/Software Development <input type="checkbox"/></li> <li>• Object Technology <input type="checkbox"/></li> </ul>
<b>Earth &amp; Environmental Science</b> <input type="checkbox"/>	<b>Engineering</b> <input type="checkbox"/> <ul style="list-style-type: none"> <li>• Civil <input type="checkbox"/></li> <li>• Communications Technology <input type="checkbox"/></li> <li>• Electronic <input type="checkbox"/></li> <li>• Environmental <input type="checkbox"/></li> <li>• Industrial <input type="checkbox"/></li> <li>• Mechanical <input type="checkbox"/></li> </ul>
<b>Hospitality</b> <input type="checkbox"/>	<b>Finance/Investing</b> <input type="checkbox"/> <ul style="list-style-type: none"> <li>• Economics <input type="checkbox"/></li> <li>• Institutional <input type="checkbox"/></li> <li>• Personal Finance <input type="checkbox"/></li> </ul>
<b>Genetics</b> <input type="checkbox"/> <ul style="list-style-type: none"> <li>• Bioinformatics/Computational Biology <input type="checkbox"/></li> <li>• Proteomics <input type="checkbox"/></li> <li>• Genomics <input type="checkbox"/></li> <li>• Gene Mapping <input type="checkbox"/></li> <li>• Clinical Genetics <input type="checkbox"/></li> </ul>	<b>Life Science</b> <input type="checkbox"/>
<b>Medical Science</b> <input type="checkbox"/> <ul style="list-style-type: none"> <li>• Cardiovascular <input type="checkbox"/></li> <li>• Diabetes <input type="checkbox"/></li> <li>• Endocrinology <input type="checkbox"/></li> <li>• Imaging <input type="checkbox"/></li> <li>• Obstetrics/Gynaecology <input type="checkbox"/></li> <li>• Oncology <input type="checkbox"/></li> <li>• Pharmacology <input type="checkbox"/></li> <li>• Psychiatry <input type="checkbox"/></li> </ul>	<b>Landscape Architecture</b> <input type="checkbox"/>
<b>Non-Profit</b> <input type="checkbox"/>	<b>Mathematics Statistics</b> <input type="checkbox"/>
	<b>Manufacturing</b> <input type="checkbox"/>
	<b>Materials Science</b> <input type="checkbox"/>
	<b>Psychology</b> <input type="checkbox"/> <ul style="list-style-type: none"> <li>• Clinical <input type="checkbox"/></li> <li>• Forensic <input type="checkbox"/></li> <li>• Social &amp; Personality <input type="checkbox"/></li> <li>• Health &amp; Sport <input type="checkbox"/></li> <li>• Cognitive <input type="checkbox"/></li> <li>• Organizational <input type="checkbox"/></li> <li>• Developmental &amp; Special Ed <input type="checkbox"/></li> <li>• Child Welfare <input type="checkbox"/></li> <li>• Self-Help <input type="checkbox"/></li> </ul>
	<b>Physics/Physical Science</b> <input type="checkbox"/>

Please complete the next page /



I confirm that I am (\*delete where not applicable):

a **Wiley** Book Author/Editor/Contributor\* of the following book(s):

ISBN:

ISBN:

a **Wiley** Journal Editor/Contributor/Editorial Board Member\* of the following journal(s):

SIGNATURE: .....

Date: .....

---

**PLEASE COMPLETE THE FOLLOWING DETAILS IN BLOCK CAPITALS:**

TITLE: (e.g. Mr, Mrs, Dr) ..... FULL NAME: .....

JOB TITLE (or Occupation): .....

DEPARTMENT: .....

COMPANY/INSTITUTION: .....

ADDRESS: .....

TOWN/CITY: .....

COUNTY/STATE: .....

COUNTRY: .....

POSTCODE/ZIP CODE: .....

DAYTIME TEL: .....

FAX: .....

E-MAIL: .....

---

**YOUR PERSONAL DATA**

We, John Wiley & Sons Ltd, will use the information you have provided to fulfil your request. In addition, we would like to:

1. Use your information to keep you informed by post of titles and offers of interest to you and available from us or other Wiley Group companies worldwide, and may supply your details to members of the Wiley Group for this purpose.  
[ ] Please tick the box if you do **NOT** wish to receive this information
2. Share your information with other carefully selected companies so that they may contact you by post with details of titles and offers that may be of interest to you.  
[ ] Please tick the box if you do **NOT** wish to receive this information.

**E-MAIL ALERTING SERVICE**

We also offer an alerting service to our author base via e-mail, with regular special offers and competitions. If you **DO** wish to receive these, please opt in by ticking the box [ ].

If, at any time, you wish to stop receiving information, please contact the Database Group ([databasegroup@wiley.co.uk](mailto:databasegroup@wiley.co.uk)) at John Wiley & Sons Ltd, The Atrium, Southern Gate, Chichester, PO19 8SQ, UK.

---

**TERMS & CONDITIONS**

This offer is exclusive to Wiley Authors, Editors, Contributors and Editorial Board Members in acquiring books for their personal use. There should be no resale through any channel. The offer is subject to stock availability and may not be applied retrospectively. This entitlement cannot be used in conjunction with any other special offer. Wiley reserves the right to vary the terms of the offer at any time.

**PLEASE RETURN THIS FORM TO:**

Database Group (Author Club), John Wiley & Sons Ltd, The Atrium, Southern Gate, Chichester, PO19 8SQ, UK [author@wiley.co.uk](mailto:author@wiley.co.uk)  
Fax: +44 (0)1243 770154

# Nucleophilic and acid catalyst behavior of a protic ionic liquid in a molecular reaction media. Part 1

Claudia G. Adam<sup>a,†</sup>, Graciela G. Fortunato<sup>a</sup> and Pedro M. Mancini<sup>a\*</sup>

This work presents a new approach using ionic liquids, namely ethylammonium nitrate. The aim was to analyze how the addition of small amounts of a protic ionic liquid to a pure molecular solvent, modifies the microscopic characteristics of a reaction medium. In order to achieve this, a kinetic study of nucleophilic aromatic substitution reactions between 1-fluoro-2,4-dinitrobenzene and 1-butylamine or piperidine was developed in this type of binary mixtures. We have detected nucleophiles competition originated by the presence of the ionic solvent at very low concentrations, observing the ethylamine derivative as the main substitution product. Moreover, in the light of previous results we have confirmed that the protic ionic liquid can act as both Brönsted acid and/or nucleophile. In this connection, we have selected the nucleophilic addition of amines to carbonyl compounds as reaction model. The protic ionic liquid in the presence of aromatic aldehydes substituted by electron-donating groups makes possible the formation of the corresponding imines with good yields. The results demonstrated that the influence of the protic ionic liquid is very important in the course of both reaction systems. Copyright © 2008 John Wiley & Sons, Ltd.

**Keywords:** protic ionic liquid; aromatic nucleophilic substitution; imine synthesis; ethylammonium nitrate; acid catalysts

## INTRODUCTION

In the last few years designing solvents has become an important task for chemists, the challenge consisting in developing a "desired solvent" with particular properties for each application. In connection with this, ionic liquids (ILs) turn up as a new type of solvents suitable for developing physicochemical processes.<sup>[1–11]</sup>

IL technology has been successfully applied in several classic organic chemistry processes.<sup>[12,13]</sup> A great number of investigations are centered in characterizing ionic systems by measuring viscosity, boiling point, melting point, and additionally their microscopic properties. Other works were focused on modulating their physical and chemical properties through modifications in their anions or cations.<sup>[1–11]</sup> Recently, protic ionic liquids (PILs) have been extensively used in organic synthesis,<sup>[14–16]</sup> as catalysts,<sup>[17]</sup> and as self-assembly media.<sup>[18,19]</sup> Drummond and Greaves<sup>[20]</sup> published an extensive review on PILs, analyzing the goodness of these ILs as protic solvents in several reactions. Nevertheless, there are relatively few works based on kinetic studies. Even though some of these works analyze different reactive systems varying the nature of the IL, the data kinetic treatments result insufficient.<sup>[21–25]</sup>

In a recent work, we analyzed the microscopic features of binary solvent systems formed by a molecular solvent and an IL cosolvent (ethylammonium nitrate, EAN).<sup>[26]</sup> This study was focused on the identification of solvent mixtures with relevant solvating properties. We proposed three individual solvent mixtures, which were selected from the explored systems on the basis of their hydrogen-bonding ability, as "new liquids" suitable to provide a medium with particular microscopic solvent features. These results showed that it is possible to prepare

strongly protic solvent mixtures of molecular solvent/ionic liquid type, as a new solvent.

The main purpose of this work is to study how a reaction medium is modified, at microscopic-molecular level, by adding small amounts of a PIL to a molecular solvent, in order to improve a reaction process. Hence, a specific aim is to evaluate if the presence of small amounts of a PIL could affect the course of a chemical reaction. In connection with this, our attention is drawn to analyze the possible participation of the ionic liquid both as acid catalyst and/or potential nucleophile.

With these purposes in mind, we have selected two organic reactions as models: (i) the aromatic nucleophilic substitution reaction ( $S_NAr$ ) between 1-fluoro-2,4-dinitrobenzene (FDNB) and 1-butylamine (BU) and piperidine (PIP), respectively, in order not only to highlight the possible nucleophiles competition but also to attempt the determination of the reaction rate constant for ethylamine (EA) as nucleophile; (ii) the addition of amines to substituted aromatic carbonyl compounds, in order to evaluate the behavior of EAN as dual acid catalyst and nucleophile.

\* Correspondence to: P. M. Mancini, Departamento de Química, Área Química Orgánica, Facultad de Ingeniería Química, Universidad Nacional del Litoral, Santiago del Estero 2829 (3000) Santa Fe República, Argentina. E-mail: pmancini@fiq.unl.edu.ar

a C. G. Adam, G. G. Fortunato, P. M. Mancini  
Departamento de Química, Área Química Orgánica, Facultad de Ingeniería Química, Universidad Nacional del Litoral, Santiago del Estero, Santa Fe República, Argentina

† Researcher from CONICET, cadam@fiq.unl.edu.ar.

## RESULTS AND DISCUSSION

The selected PIL was EAN. This IL was chosen taking into account that it is a protic solvent and it has been extensively used. The molecular solvent selected was acetonitrile (AcN). The selection was done on the basis of its microscopic properties. This solvent is dipolar relatively strong hydrogen bond acceptor (HBA), with weak hydrogen bond donor (HBD) properties ( $E_T^N = 0.46$ ,  $\pi^* = 0.75$ ,  $\alpha = 0.19$ , and  $\beta = 0.40$ ). It is important to remark that the binary solvent system [AcN + EAN], which molecular-microscopic properties have been determined recently, exhibits synergism on the acidity property.<sup>[26]</sup>

### Solvent effect on chemical processes

#### Aromatic nucleophilic substitution reaction ( $S_NAr$ ). Kinetic determinations

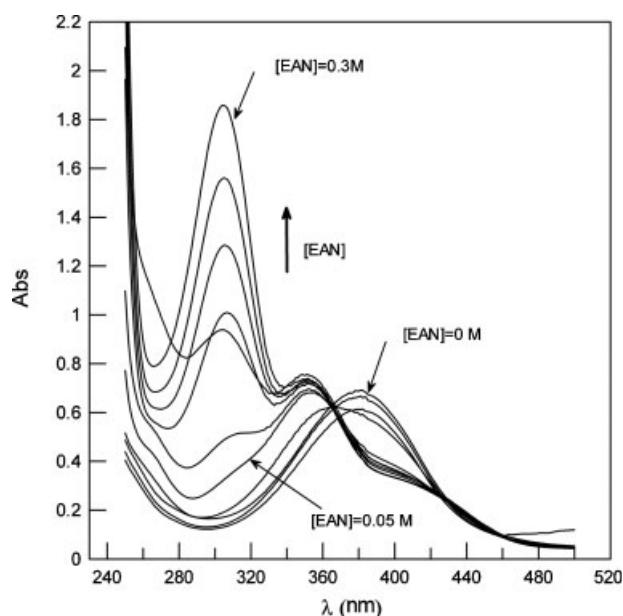
A kinetic study of the  $S_NAr$  reactions between FDNB with BU and PIP was developed in order to analyze the influence of EAN in the reaction system. The reactions were carried out at 25°C, in AcN, and in the presence of low EAN concentrations ( $6.25 \times 10^{-4}$  M up to 0.3 M). They were performed under *pseudo-first order* conditions, and at constant amine concentration (0.002 M).

The mechanism of  $S_NAr$  reactions has been widely studied. Since the first pioneering studies,<sup>[27]</sup> different contributions have been made towards the understanding of solvent effects on  $S_NAr$  reactions<sup>[28,29]</sup> showing how extensive and complex the interactions of the substrate and/or the intermediates with the solvent molecules can be. We have analyzed the solvent effects on the  $S_NAr$  reactions carried out in molecular solvent mixtures, and we interpreted them by means of multiparametric correlation analysis between empirical solvent parameters and the  $k_A$  second-order rate constants.<sup>[30–34]</sup> Further, the *n*-butylammonium nitrate salt effects on rate constants for the reaction of 2,4-dinitrochlorobenzene with *n*-butylamine were previously studied in chloroform and ethanol. The results indicated that the addition of this salt has almost no effect on the reaction rate.<sup>[35]</sup>

The spectra of reaction with the studied  $S_NAr$  reactions for PIP and BU are presented in Figs. 1 and 2, respectively. For the reaction with PIP, a decrease in the absorbance values of the substitution product corresponding to this amine ( $\lambda_{\max} = 382$  nm), can be observed at low EAN concentrations (from 0 to 0.025 M). In contrast, the formation of a new species with  $\lambda_{\max}$  at 350 nm was detected at EAN concentrations  $\geq 0.05$  M. The above result can be understood by taking into account that EAN can act as a Brønsted acid and it can establish an acid–base equilibrium with amines, making possible to predict nucleophiles competition.

For the reaction with BU, the above differences in the absorbance values with the increase of the EAN concentrations, cannot be observed because the wavelengths of absorption for both products are similar (Fig. 2). As it can be observed, the spectra for the products from both amines at high EAN concentrations are coincident. This result is the expected one.

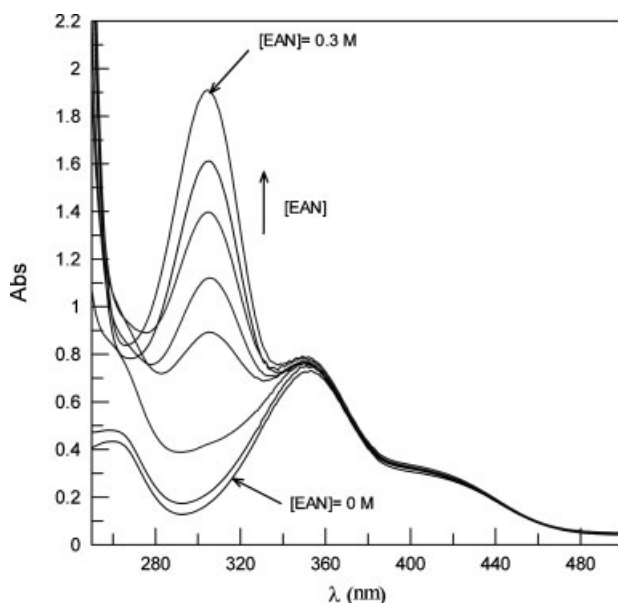
In the light of these results, we carried out the corresponding reactions with both amines at preparative scale. The *N*-(2,4-dinitrophenyl) ethylamine substitution product was observed in both cases, which was confirmed by  $^1H$  NMR,  $^{13}C$  NMR, and mass spectroscopy.



**Figure 1.** Spectra of  $S_NAr$  reaction between FDNB ( $5 \times 10^{-5}$  M) and PIP (0.002 M) at variable concentrations of EAN (corresponding to Table 1)

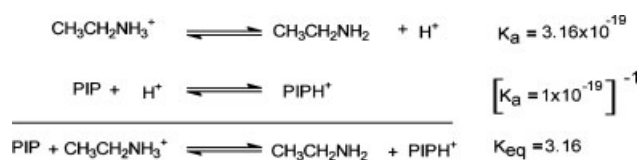
Scheme 1 presents the equilibrium between EAN and PIP. The values corresponding to the equilibrium constants for PIP and EA in AcN were obtained from the literature.<sup>[36,37]</sup> This equilibrium modifies the reaction system and the quantitative yield of the product will depend on the equilibrium constant values proposed in Scheme 1.

In order to confirm the non-participation of the nitrate ion in this equilibrium, we selected the ethylammonium acetate (EAAc) as ionic solvent and applied the same methodology previously cited. In this experiment, only the *N*-(2,4-dinitrophenyl) ethylamine was observed as product.



**Figure 2.** Spectra of  $S_NAr$  reaction between FDNB ( $5 \times 10^{-5}$  M) and BU (0.002 M) at variable concentrations of EAN (corresponding to Table 1)





Scheme 1.

In this direction, we have calculated the amine effective molar concentration through Equation (1). Where  $x$  is the advance grade,  $C_{\text{EAN}}$  the EAN molar concentration, which is variable, and  $C_{\text{Amine}}$  is the constant amine (PIP or BU) molar [concentration<sup>Q2</sup>](#).

$$K_{eq} = \frac{x^2}{(C_{\text{EAN}} - x)(C_{\text{Amine}} - x)} \quad (1)$$

Table 1 shows the results obtained from Equation (1), varying the EAN concentration and at 0.002 M of BU or PIP. It can be deduced that, for concentrations of EAN  $\geq 0.05$  M, the effective concentrations of  $\text{PIP}^{\text{eff}}$  or  $\text{BU}^{\text{eff}}$  are similar to the substrate concentration. At this point, the EA concentration is close to 0.002 M, being this amine the only effective nucleophile. Moreover, under the present conditions, these reactions are not base catalyzed. We support this assumption based on the abundant evidence of strong hydrogen-bonding interactions between amines and protic solvents. Several contributions have revealed that the strong solvation of the amine molecule by protic solvent is responsible for the observed decrease in rate.<sup>[30]</sup>

Scheme 2 shows the reaction mechanism in all solvents when primary amines are the nucleophiles. In this type of  $S_N\text{Ar}$  reactions base catalysis is not operative so the formation of the zwitterionic intermediate is rate limiting and the  $k_A$  second-order rate constants is simplified to  $k_A = k_1$ .

Pseudo-first order rate constants,  $k_{\text{obs}}^T$ , for the  $S_N\text{Ar}$  reaction with EA as nucleophile in the presence of PIP ( $k_{\text{obs}}^{\text{PIP}}$ ) or BU ( $k_{\text{obs}}^{\text{BU}}$ ) are listed in Table 2. As it can be observed, at low concentrations of EAN, two processes are taking place simultaneously as consequence of the competition of both nucleophiles, EA with PIP or BU, respectively.

At this point and considering the protic characteristic of EAN, the pseudo-first order constant derives in Equation (2).

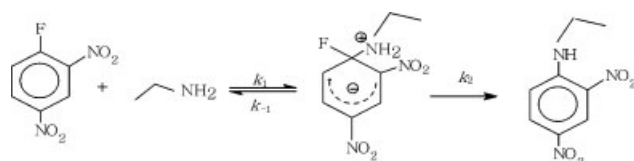
$$k_{\text{obs}}^T = k_A^{\text{EA}}[\text{EA}] + k_A^{\text{Amine}}[\text{Amine}] \quad (2)$$

At EA concentration of 0.002 M, the  $k_{\text{obs}}^{\text{PIP}}$  and  $k_{\text{obs}}^{\text{BU}}$  ( $\text{s}^{-1}$ ) values are very similar, corresponding wholly to the reaction with EA. For this condition, the  $k_A^{\text{EA}}$  value is  $2.62 \text{ (l mol}^{-1} \text{ s}^{-1})$ . It is interesting to note that, for the reaction with BU in AcN pure solvent and at the same concentration of amine, the  $k_A^{\text{BU}}$  value is approximately  $7.54 \text{ (l mol}^{-1} \text{ s}^{-1})$ .<sup>[32]</sup>

The three-dimensional space, plotted from the data corresponding to Tables 1 and 2, presents the  $k_{\text{obs}}^{\text{PIP}}$  and  $k_{\text{obs}}^{\text{BU}}$  values as a function of the concentrations of EA, BU, and PIP, respectively (Fig. 3). As it can be observed, the variation of the  $k_{\text{obs}}^T$  values corresponding to both amines (PIP and BU) in pure AcN (plane YZ) is due to the fact that the  $S_N\text{Ar}$  reaction with PIP is base catalyzed while the corresponding to BU is not base catalyzed.<sup>[32]</sup> Additionally, the plot shows a decrease of the  $k_{\text{obs}}^T$  values until both reactive processes converge to a single value, the  $k_{\text{obs}}^T$  value corresponding to the reaction with the EA.

Table 1. Values of effective amine molar concentration obtained by Equation (1). The conditions are: 0.002 M of BU or PIP, concentration of variable EAN, and  $5 \times 10^{-5}$  M of FDNB

Amine <sup>eff</sup>	$K_{eq}$	[EAN] $\times 10^{-4}$ (M)									
		6.25	12.5	50	250	500	1000	1500	2000	2500	3000
PIP	3.16	$1.44 \times 10^{-3}$	$1.03 \times 10^{-3}$	$2.84 \times 10^{-4}$	$5.21 \times 10^{-5}$	$5.21 \times 10^{-5}$	$2.57 \times 10^{-5}$	$1.28 \times 10^{-5}$	$6.35 \times 10^{-6}$	$5.08 \times 10^{-6}$	$4.23 \times 10^{-6}$
BU	0.72 <sup>a</sup>	$1.55 \times 10^{-3}$	$1.29 \times 10^{-3}$	$6.70 \times 10^{-4}$	$1.95 \times 10^{-5}$	$1.04 \times 10^{-4}$	$5.37 \times 10^{-4}$	$3.62 \times 10^{-5}$	$2.73 \times 10^{-6}$	$2.19 \times 10^{-6}$	$1.83 \times 10^{-6}$
EA		$5.5 \times 10^{-4}$	$9.46 \times 10^{-4}$	$1.69 \times 10^{-3}$	$1.95 \times 10^{-3}$	$1.97 \times 10^{-3}$	$1.99 \times 10^{-3}$	$1.99 \times 10^{-3}$	$1.99 \times 10^{-3}$	$1.99 \times 10^{-3}$	$2.00 \times 10^{-3}$
<sup>a</sup> $k_{\text{BuH}^+}^{\text{EA}} = 5.46 \times 10^{-19} \text{ [36,37]}$											



Scheme 2.

**Table 2.** Pseudo-first order rate constants,  $k_{\text{obs}}^T$  ( $\text{s}^{-1}$ ) for the  $\text{S}_{\text{N}}\text{Ar}$  reaction between FDNB ( $5 \times 10^{-5}$  M) and ethylamine in the presence of PIP ( $k_{\text{obs}}^{\text{PIP}}$ ) and BU ( $k_{\text{obs}}^{\text{BU}}$ ), measured at  $25^\circ\text{C}$

	[EA]/ $10^3$ M					
$k_{\text{obs}}^T$ ( $\text{s}^{-1}$ )	0.55	0.946	1.69	1.95	1.97	2
$k_{\text{obs}}^{\text{PIP}}$	0.1349	0.0848	0.0286	0.0112	0.01	0.0051
$k_{\text{obs}}^{\text{BU}}$	0.0127	0.0128	0.0099	0.0081	0.0087	0.0054

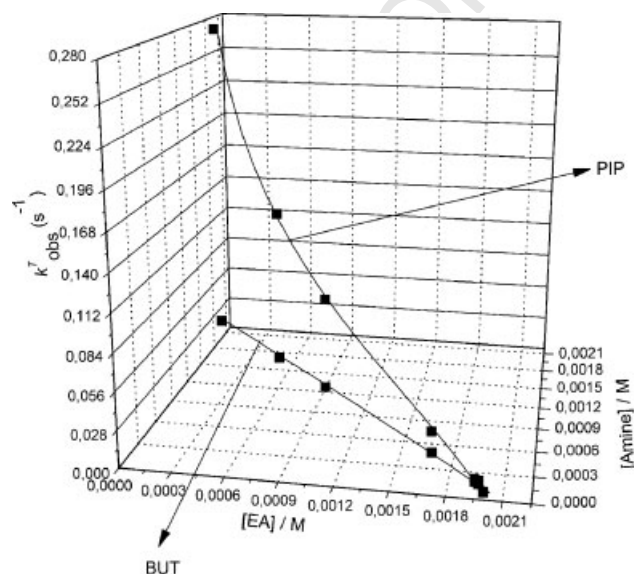
#### Addition reactions of carbonyl compound with a nitrogen nucleophile: Imine formation

While the employ of pure ILs as reaction media have been investigated in a great variety of chemical processes, reactions in which ILs take part as reagents were less investigated. Taking into account that EAN is a Brønsted acid and so, it can act as an acid catalyst generating at the same time a nucleophilic specie, it was interesting to explore the dual behavior of EAN in nucleophilic addition reactions to carbonyl compounds. An important number of chemical and biochemical processes are initiated by the addition of a nitrogen nucleophile to a carbonyl group. These processes have been the subject of extensive study.<sup>[38–40]</sup> Due to their diverse reactivity, imines are common substrates in a wide range of chemical transformations. However, the equilibrium in these reactions usually lies in favor of the free carbonyl

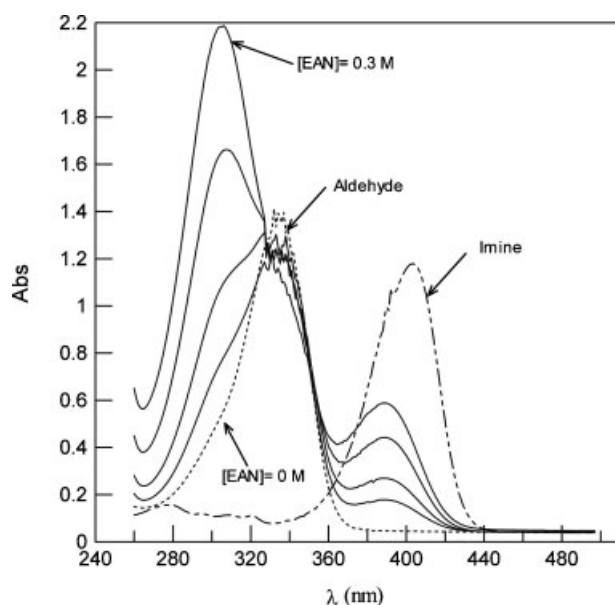
compound and amine, in consequence, it is generally necessary to remove water and/or employ an excess amount of the reactants for satisfactory conversion to product. At weakly acidic pH, the addition of amines to carbonyl compounds can follow either a concerted or a stepwise mechanism. The predominant mechanism depends on the basicity of the amine and the mutual equilibrium affinity for adduct formation between the carbonyl compound and the amine. Recently, a series of solid-state reactions between gaseous amines and aldehydes to render imines have been reported.<sup>[41]</sup>

In this direction, we analyzed the behavior of 4-(dimethyl)-aminobenzaldehyde, 4-hydroxy benzaldehyde, benzaldehyde, and 4-nitrobenzaldehyde in the presence of EAN. The aromatic aldehydes were selected in view of the electronic effects of the *p*-substituents: electron-donating and electron-withdrawing groups. Benzaldehyde was chosen as reference. The reactions were carried out at preparative level and the formation of the expected products was confirmed. The experimental results showed that the electronic nature of the substituent groups in the aromatic ring played a key role in the quantitative conversion to imine product. The experimental yields followed the order: 4-(dimethyl)aminobenzaldehyde > 4-hydroxy benzaldehyde > benzaldehyde  $\cong$  4-nitrobenzaldehyde (97%, 64, 14, and 10%, respectively). For benzaldehyde and 4-nitrobenzaldehyde, the corresponding imines were obtained with poor yields. It is interesting to note that the above reactivity trend for the selected aldehydes followed an opposite direction to the one expected if reactions would be carried out under usual conditions. As a result, in the presence of EAN, the imine product formation is promoted by electron-donating substituents in the aromatic ring. In these cases, these substituent groups favor the acid–base equilibrium between EAN and aldehydes.

In order to get a deeper insight of the reaction feature, we analyzed the influence of small amounts of EAN ( $0.05 \text{ M} \leq [\text{EAN}] \leq 0.3 \text{ M}$ ) to a solution of 4-(dimethyl)aminobenzaldehyde in pure AcN, following the methodology previously applied for  $\text{S}_{\text{N}}\text{Ar}$  reactions. Figure 4 shows the following plots: (a) the

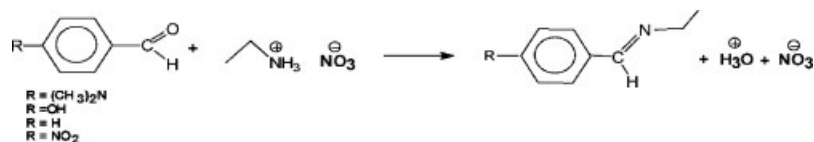


**Figure 3.** Pseudo-first order rate constants,  $k_{\text{obs}}^T$  for the  $\text{S}_{\text{N}}\text{Ar}$  reaction in the presence of PIP ( $k_{\text{obs}}^{\text{PIP}}$ ) and BU ( $k_{\text{obs}}^{\text{BU}}$ ), at  $25^\circ\text{C}$



**Figure 4.** Spectra of 4-(dimethyl)aminobenzaldehyde (---) at  $10^{-4}$  M in pure AcN; product of the reaction (-----) and influence of EAN concentration (—)





Scheme 3.

spectrum corresponding to the aldehyde in pure AcN ([aldehyde] =  $10^{-4}$  M) (dot line); (b) the spectra obtained as EAN is added to the aldehyde solution, at different concentrations of the IL (solid line), and (c) the spectrum corresponding to the pure imine product in AcN. (dash-dot line). From the analysis of the plots, it can be concluded that, as EAN concentration in the media is increased, a new species appears at  $\lambda_{\text{max}}$  near to 400 nm, corresponding to the formation of the imine product.

In the light of these results, a simplified reaction scheme is presented in Scheme 3.

## CONCLUSIONS

Based on the overall results presented in this work, we can conclude the following:

- For the  $\text{S}_{\text{N}}\text{Ar}$  reactions studied, it was possible to confirm that EAN can take part in an acid–base equilibrium with amines, even at very low concentrations ( $[\text{EAN}] \geq 0.05$  M), generating a nucleophile species which can participate in the reaction. The substitution product, *N*-(2,4-dinitrophenyl) ethylamine was obtained and therefore the  $k_{\text{A}}$  second-order rate constant for ethylamine could be determined.
- For the nucleophilic addition reactions of amines to substituted aromatic aldehydes, where acid catalysis is required, the use of EAN seems to be convenient. The EAN can take part in an acid–base equilibrium with aromatic aldehydes substituted by electron-donating group. The imine products from the selected aldehyde could be obtained, confirming the dual behavior of EAN as Brønsted acid and potential nucleophile. The participation of these salts as potential nucleophiles in this type of process allows developing new synthesis routes.

The model reactions presented in this work constitute suitable examples of how the microscopic feature of a reactive system can be modified by adding aliquots of a protic ionic liquid to a molecular solvent. The acidity of the resultant binary mixtures plays a key role in acid-catalyzed reactions with the possibility of replacing traditional acid reagents. Moreover, the whole reactive system can be modulated with the aim of not only to promote acid-catalyzed reactions but also to generate nucleophilic species *in situ*. In connection with this, the design of ionic liquids can be formulated according to the particular requirements of a reactive system.

## EXPERIMENTAL

### Materials

All the amines, reagents and the solvents were prepared and/or purified as reported previously.<sup>[30–34]</sup> The EAN was prepared from a concentrated aqueous solution of ethylamine (70%) and nitric acid (70%).<sup>[12,13]</sup>

### General methods

All the products were obtained stirring the reaction mixture over night at room temperature. Yields were determined by weight, purity by  $^1\text{H}$  and  $^{13}\text{C}$ NMR and mass spectroscopy. All NMR spectra were taken at a 500 MHz Bruker Unity instrument in  $\text{CDCl}_3$ . These values were verified with those previously reported.<sup>[41,42]</sup>

The spectrophotometric measurements and kinetic experiments were performed on PerkinElmer Lambda 40 UV/Vis spectrophotometer, equipped with a thermostatic cell holder.

The kinetics of the reactions was run under *pseudo*-first order conditions with the substrate (FDNB) as a minor component at  $25^\circ\text{C}$ .

***N*-(2,4-dinitrophenyl) ethylamine** was obtained by the reaction of FDNB, PIP, and EAN (1:10:20, respectively). The reaction was followed by TLC (Hexane/EtOAc, 10:1). The reaction mixture was cleaned up by chromatography silica gel column.

**4-[(Ethylimino) methyl]-*N,N*-dimethylbenzenamine** was obtained as yellow solids by the reaction of 4-(dimethyl)-aminobenzaldehyde and with EAN (1:7), measured pH value for this mixture was about 6. The solid obtained was washed repeatedly with diethyl ether ( $2 \times 5$  ml) to give a 97% yield.

**4-[(ethylimino) methyl] phenol** was obtained by the reaction of 4-(hydroxy)benzaldehyde and with EAN (1:8) measured pH value for this mixture was about 6. The imine was extracted from the reaction mixture with dichloromethane, and purified by chromatography silica gel column. This product was obtained with a 64% yield.

## Acknowledgements

Financial support from Universidad Nacional del Litoral (U.N.L), C.A.I + D 2006 (projects: 33-183 and 33-182) and Agencia Nacional de Promoción Científica y Técnica-U.N.L (Project PIC-TO: 36189) is gratefully<sup>Q3</sup> acknowledged.

## REFERENCES

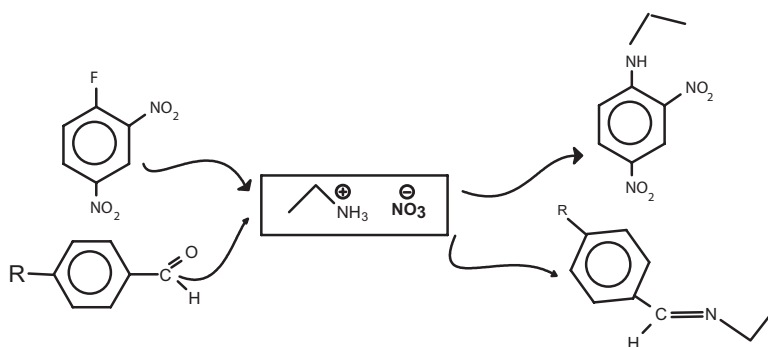
- [1] J. D. Holbrey, K. R. Seddon, *Clean Products and Processes* **1999**, 1, 223–236.
- [2] T. Welton, *Chem. Rev.* **1999**, 99, 2071–2083.
- [3] P. Wassercheid, W. Keim, *Angew. Chem. Int. Ed. Engl.* **2000**, 39, 3772–3789.
- [4] H. Olivier-Bourbigou, L. Magna, *J. Mol. Catal. A: Chem.* **2002**, 182–183, 419–437.
- [5] H. Z. Zhao, *Phys. Chem. Liq.* **2003**, 41, 545–557.
- [6] C. F. Poole, *J. Chromatogr. A* **2004**, 1037, 49–82.
- [7] C. T. Martins, B. M. Sato, O. A. El Seoud, *J. Phys. Chem. B* **2008**, 112, 8330–8339.
- [8] P. Wasserchied, T. Welton, *Ionic Liquids in Synthesis*, Wiley-VCH, Weinheim, **2007**.
- [9] R. Rogers, K. R. Seddon, *Ionic liquids as Green Solvents: Progress and Prospects*, ACS, Washington DC, **2003**.
- [10] C. Reichardt, *Pure Appl. Chem* **2004**, 76, 1903–1919.
- [11] C. Reichardt, *Green Chem.* **2005**, 7, 339–351.

- [12] A. C. Cole<sup>04</sup>, J. L. Jensen, I. Natai, K. L. T. Tran, K. J. Weaver, D. C. Forber, J. H. Davis, *J. Am. Chem. Soc.* **2002**, *124*, 5962.
- [13] D. W. Morrison, D. C. Forber, Jr J. H. Davis, *Tetrahedron Lett.* **2001**, *42*, 6053.
- [14] R. V. Hangrarge, D. V. Jarikote, M. S. Shingare, *Green Chem.* **2002**, *4*, 266.
- [15] K. K. Laali, V. J. Gettewert, *J. Org. Chem.* **2001**, *66*, 35.
- [16] Y. Hu, J. Chen, Z. G. Le, Q. G. Zheng, *Synth. Commun.* **2005**, *35*, 739.
- [17] T. Jiang, H. X. Gao, B. X. Han, G. Y. Zhao, Y. H. Chang, W. Z. Wu, L. Gao, G. Y. Yang, *Tetrahedron Lett.* **2004**, *45*, 2699.
- [18] T. L. Greaves, A. Weerawardena, C. Fong, C. J. Drummond, *Langmuir* **2007**, *23*, 402.
- [19] T. L. Greaves, A. Weerawardena, C. Fong, C. J. Drummond, *J. Phys. Chem. B* **2007**, *111*, 4082.
- [20] T. L. Greaves, C. Drummond, *J. Chem. Rev.* **2008**, *108*, 206–2237.
- [21] N. L. Lancaster, T. Welton, G. B. Young, *J. Chem. Soc., Perkin Trans. 2* **2001**, 2267–2270.
- [22] C. Adam, L. Gracia-Río, A. Godoy, J. R. Leis, *Green Chem.* **2006**, *8*, 596–598.
- [23] C. Chiappe, D. Pieraccini, *J. Org. Chem.* **2004**, *69*, 6059–6064.
- [24] I. Newington, J. M. Perez-Arlandis, T. Welton, *Org. Lett.* **2007**, *9*, 5247–5250.
- [25] L. Crowhurst, R. Falcone, L. Llewellyn Lancaster, V. Llopis-Mestre, T. Welton, *J. Org. Chem.* **2006**, *71*, 8847–8853.
- [26] P. M. Mancini, G. G. Fortunato, L. R. Vottero, *Phys. Chem. Liq.* **2004**, *42*, 625–632.
- [27] J. F. Bunnett, R. J. Morath, *J. Am. Chem. Soc.* **1955**, *77*, 5051–5165.
- [28] C. Reichardt, *Solvent and Solvent Effects in Organic Chemistry*, Wiley-VCH, Weinheim, **2003**.
- [29] C. Reichardt, *Chem. Rev.* **1994**, *94*, 2319–2358.
- [30] R. D. Martinez, P. M. Mancini, L. R. Vottero, N. S. Nudelman, *J. Chem. Soc. Perkin Trans. 2* **1986**, 1133–1138.
- [31] P. M. Mancini, A. J. Terenzani, C. Adam, L. R. Vottero, *J. Phys. Org. Chem.* **1997**, *10*, 849–860.
- [32] P. M. Mancini, A. J. Terenzani, C. Adam, A. Pérez, L. R. Vottero, *J. Phys. Org. Chem.* **1999**, *12*, 207–220.
- [33] P. M. Mancini, A. J. Terenzani, C. Adam, L. R. Vottero, *J. Phys. Org. Chem.* **1999**, *12*, 713–724.
- [34] P. M. Mancini, A. J. Terenzani, C. Adam, L. R. Vottero, *J. Phys. Org. Chem.* **1999**, *12*, 430–440.
- [35] S. D. Ross, M. Finkelstein, *J. Am. Chem. Soc.* **1957**, *79*, 6547–6554.
- [36] E. P. Serjeant, *Potentiometry and Potentiometric Titration*, Krieger Publishing Company, Malabar, Florida 32950 **1984**.
- [37] J. F. Coetzee, G. R. Padmamabhan, *J. Am. Chem. Soc.* **1965**, *87*, 5005.
- [38] W. P. Jencks, *Catalysis in Chemistry and Enzymology*, McGraw-Hill, New York, **1969**.
- [39] W. P. Jencks, *Chem. Rev.* **1972**, *72*, 705.
- [40] I. M. C. Brigghe, L. R. Vottero, A. J. Terenzani, R. A. Yunes, *J. Phys. Org. Chem.* **1991**, *4*, 107–112.
- [41] G. Kaupp, J. Schmeyer, J. Boy, *Tetrahedron* **2000**, *56*, 6899–6911.
- [42] B. Gierczyk, B. Leska, B. Nowak-Wydra, G. Schroeder, G. Wojciechowski, F. Bartl, B. Brzezinski, A. Mickiewicz, *J. Mol. Struct.* **2000**, *524*, 217–225.

The purpose of this work is to analyze how the addition of small amounts of a protic ionic liquid to a molecular pure solvent modifies the microscopic characteristics of a reaction medium. In this direction, two different reactions were selected, the aromatic nucleophilic substitution reaction and the nucleophilic addition reactions of amines to carbonyl compounds. The results demonstrate that the ionic liquid can act as Brönsted acid and/or potential nucleophile.

**C. G. Adam, G. G. Fortunato and  
P. M. Mancini\*** .....xx-xx

*Nucleophilic and acid catalyst behavior  
of a protic ionic liquid in a molecular  
reaction media. Part 1*



## Author Query Form (POC/1501)

**Special Instruction: Author please include responses to queries with your other corrections and return by e-mail.**

**Q1: Author: Please check the suitability of the suggested short title.**

**Q2: Author: Please check whether  $X$  of  $X^2$  in Equation 1 is to be retain upper case or not.**

**Q3: Author: Please check the renumbering of references in the list and also in the text.**

**Q4: Author: Please provide end page number in all the journal references without end page number.**