

Numerical integration of the stochastic Landau-Lifshitz-Gilbert equation in generic time-discretization schemes

Federico Romá,¹ Leticia F. Cugliandolo,² and Gustavo S. Lozano³

¹*Departamento de Física, Universidad Nacional de San Luis & INFAP CONICET, Chacabuco 917, D5700BWS San Luis, Argentina*

²*Sorbonnes Universités, Université Pierre et Marie Curie - Paris 6, Laboratoire de Physique Théorique et Hautes Énergies UMR 7589,*

4 Place Jussieu, Tour 13, 5ème étage, 75252 Paris Cedex 05, France

³*Departamento de Física, FCEYN Universidad de Buenos Aires & IFIBA CONICET, Pabellón 1 Ciudad Universitaria, 1428 Buenos Aires, Argentina*

We introduce a numerical method to integrate the stochastic Landau-Lifshitz-Gilbert equation in spherical coordinates for generic discretization schemes. This method conserves the magnetization modulus and ensures the approach to equilibrium under the expected conditions. We test the algorithm on a benchmark problem: the dynamics of a uniformly magnetized ellipsoid. We investigate the influence of various parameters, and in particular, we analyze the efficiency of the numerical integration, in terms of the number of steps needed to reach a chosen long-time with a given accuracy.

I. INTRODUCTION

The design of magnetic devices used to store and process information crucially relies on a detailed understanding of how the magnetization dynamics are influenced not only by external magnetic fields but also by dissipation and thermal fluctuations [1, 2]. In the simplest scenario, the time evolution of the magnetization is governed by the stochastic generalization of the Landau-Lifshitz-Gilbert (LLG) equation introduced by Brown to study the relaxation of ferromagnetic nanoparticles [3]. In recent years, much attention has been directed to the theoretical and experimental understanding of how the magnetization can be manipulated with spin polarized currents via the spin torque effect originally discussed by Slonczewski [4] and Berger [5], an effect that can be described by a simple generalization of this equation.

Explicit analytical solutions to the stochastic LLG equation are available in very few cases; in more general circumstances information has to be obtained by direct numerical simulation of the stochastic equation, the study of the associated Fokker-Planck equation (see Ref. 6 for a recent review), or via functional methods [7].

The stochastic LLG equation is a stochastic equation with *multiplicative* noise. It is a well-known fact that in these cases, a careful analysis of the stochastic integration prescriptions is needed to preserve the physical properties of the model. In the stochastic LLG case one should force the modulus of the magnetization to stay constant during evolution, and different schemes (Ito, Stratonovich or the generic ‘alpha’ prescription) require the addition of different drift terms to preserve this property (for a recent discussion see Ref. 7). All these issues are by now well-understood and they are also easy to implement in the continuous time treatment of the problem. Nevertheless, this problem has not been analyzed in as much detail in the numerical formulation of the equation.

Indeed, most of the works focusing on the numerical

analysis of the stochastic equation use Cartesian coordinates [8–18]. Although there is nothing fundamentally wrong with this coordinate system, most algorithms based on it do not preserve, in an automatic way, the norm of the magnetization during time evolution. These algorithms require the explicit magnetization normalization after every time step, a trick that is often hidden behind other technical difficulties [19, 20]. This problem can be avoided only if the specific midpoint prescription (Stratonovich) is used [13].

Given that the modulus of the magnetization should be constant by construction, a more convenient way to describe the time evolution should be to use the spherical coordinate system. Despite its naturalness, no detailed analysis of this case exists in the literature. The aim of this work is to present a numerical algorithm to solve the LLG equation in the spherical coordinates system and to discuss in detail how different discretization prescriptions are related, an issue which is not trivial due to the multiplicative character of the thermal noise.

In order to make precise statements, we focus on the study of the low-temperature dynamics of an ellipsoidal Cobalt nanoparticle, a system that has been previously studied in great detail by other groups [13]. Our goal is to introduce the numerical method in the simplest possible setting and the uniaxial symmetric potential involved in this problem seems to us a very good choice.

The paper is organized as follows. In Sec. II we present the problem. We first recall the stochastic LLG equation in Cartesian and spherical coordinates. In both cases we discuss the drift term needed to ensure the conservation of the magnetization modulus as well as the approach to Boltzmann equilibrium. We then describe the concrete problem that we solve numerically. In Sec. III we present the numerical analysis. We first introduce the algorithm and then discuss the results. Section IV is devoted to the conclusions.

II. THE PROBLEM

A. The stochastic Landau-Lifshitz-Gilbert equation

The stochastic Landau-Lifshitz-Gilbert (sLLG) equation in the Landau formulation of dissipation [21] reads

$$d_t \mathbf{M} = -\frac{\gamma_0}{1 + \gamma_0^2 \eta^2} \mathbf{M} \wedge \left(\mathbf{H}_{\text{eff}} + \mathbf{H} + \frac{\eta \gamma_0}{M_s} \mathbf{M} \wedge (\mathbf{H}_{\text{eff}} + \mathbf{H}) \right), \quad (1)$$

where $d_t \equiv d/dt$. $\gamma_0 \equiv \gamma \mu_0$ is the product of γ , the gyromagnetic ratio relating the magnetization to the angular momentum, and μ_0 , the vacuum permeability constant. The gyromagnetic factor is given by $\gamma = \mu_B g / \hbar$ and in our convention $\gamma > 0$ with μ_B Bohr's magneton and g Lande's g -factor. The symbol \wedge denotes a vector product. For $\mathbf{H} = 0$ the first term in the right-hand-side describes the magnetization precession around the local effective magnetic field \mathbf{H}_{eff} . The term proportional to $\mathbf{M} \wedge (\mathbf{M} \wedge \mathbf{H}_{\text{eff}})$ is responsible for dissipation. Thermal effects are introduced à la Brown via the random field \mathbf{H} [3] which is assumed to be Gaussian distributed with average and correlations

$$\langle H_i(t) \rangle_{\mathbf{H}} = 0, \quad \langle H_i(t) H_j(t') \rangle_{\mathbf{H}} = 2D \delta_{ij} \delta(t - t'), \quad (2)$$

for all $i, j = x, y, z$. The parameter D is, for the moment, free and is determined below. η is the dissipation coefficient and in most relevant physical applications, $\gamma_0 \eta \ll 1$. An equivalent way of introducing dissipation was proposed by Gilbert [22] but we have chosen to work with the Landau formalism in this work.

This equation conserves the modulus of \mathbf{M} and takes to Boltzmann equilibrium *only if* the Stratonovich, mid-point prescription, stochastic calculus is used. Otherwise, for other stochastic discretization prescriptions, none of these physically expected properties are ensured. The addition of a carefully chosen drift term is needed to recover the validity of these properties when other stochastic calculi are used. The generic modified sLLG equation [7]

$$D_t^{(\alpha)} \mathbf{M} = -\frac{\gamma_0}{1 + \gamma_0^2 \eta^2} \mathbf{M} \wedge \left(\mathbf{H}_{\text{eff}} + \mathbf{H} + \frac{\eta \gamma_0}{M_s} \mathbf{M} \wedge (\mathbf{H}_{\text{eff}} + \mathbf{H}) \right), \quad (3)$$

where the time-derivative has been replaced by the α -covariant derivative

$$D_t^{(\alpha)} = d_t + 2D(1 - 2\alpha) \frac{\gamma_0^2}{1 + \eta^2 \gamma_0^2}, \quad (4)$$

ensures the conservation of the magnetization modulus and convergence to Boltzmann equilibrium for any value of α . The reason for the need of an extra term in the covariant derivative is that the chain-rule for time-derivatives of functions of the stochastic variable is not the usual one when generic stochastic calculus is used.

It involves an additional term (for a detailed explanation see Ref. 7). In addition, having modified the stochastic equation in this way, one easily proves that the associated Fokker-Planck equation is independent of α and takes the magnetization to its equilibrium Boltzmann distribution at temperature T provided the parameter D is given by

$$D = \frac{\eta k_B T}{M_s V \mu_0}, \quad (5)$$

where V is the volume of the sample that behaves as a single macrospin, k_B the Boltzmann constant, and M_s the saturation magnetization. The parameter α is constrained to vary in $[0, 1]$. The most popular conventions are the Ito one that corresponds to $\alpha = 0$ and the Stratonovich calculus which is defined by $\alpha = 1/2$. Note that this is not in contradiction with the claim by García-Palacios [23] that Ito calculus does not take *his* LLG equation to Boltzmann equilibrium as he keeps, as the starting point, the same form for the Ito and Stratonovich calculations and, consequently, he obtains the Boltzmann result only for Stratonovich rules.

As the modulus of the magnetization is conserved, this problem admits a more natural representation in spherical coordinates. The vector \mathbf{M} defines the usual local basis $(\mathbf{e}_r, \mathbf{e}_\theta, \mathbf{e}_\phi)$ with

$$\mathbf{M}(M_s, \theta, \phi) \equiv M_s \mathbf{e}_r(\theta, \phi) \quad (6)$$

and

$$\begin{aligned} M_x(t) &= M_s \sin \theta(t) \sin \phi(t), \\ M_y(t) &= M_s \sin \theta(t) \cos \phi(t), \\ M_z(t) &= M_s \cos \theta(t). \end{aligned} \quad (7)$$

The sLLG equation in this system of coordinates becomes [7]

$$d_t M_s = 0, \quad (8)$$

$$\begin{aligned} d_t \theta &= \frac{D(1 - 2\alpha) \gamma_0^2}{1 + \eta^2 \gamma_0^2} \cot \theta \\ &\quad + \frac{\gamma_0}{1 + \eta^2 \gamma_0^2} [H_{\text{eff}, \phi} + H_\phi \\ &\quad \quad \quad + \eta \gamma_0 (H_{\text{eff}, \theta} + H_\theta)], \end{aligned} \quad (9)$$

$$\begin{aligned} \sin \theta d_t \phi &= \frac{\gamma_0}{1 + \eta^2 \gamma_0^2} [\eta \gamma_0 (H_{\text{eff}, \phi} + H_\phi) \\ &\quad \quad \quad - (H_{\text{eff}, \theta} + H_\theta)], \end{aligned} \quad (10)$$

where the θ and ϕ components of the stochastic field are defined as

$$H_\theta = H_x \cos \theta \cos \phi + H_y \cos \theta \sin \phi - H_z \sin \theta, \quad (11)$$

$$H_\phi = -H_x \sin \phi + H_y \cos \phi, \quad (12)$$

and similarly for \mathbf{H}_{eff} .

We introduce an adimensional time, $\tau = \gamma_0 M_s t$, and the adimensional damping constant $\eta_0 = \eta \gamma_0$, and we normalize the field and the magnetization by M_s defining,

$\mathbf{m} = \mathbf{M}/M_s$, $\mathbf{h}_{\text{eff}} = \mathbf{H}_{\text{eff}}/M_s$, $\mathbf{h} = \mathbf{H}/M_s$, to write the equations as

$$d_\tau \theta = \frac{D\gamma_0(1-2\alpha)\gamma_0}{M_s(1+\eta_0^2)} \cot \theta + \frac{1}{1+\eta_0^2} [h_{\text{eff},\phi} + h_\phi + \eta_0(h_{\text{eff},\theta} + h_\theta)], \quad (13)$$

$$\sin \theta d_\tau \phi = \frac{1}{1+\eta_0^2} [\eta_0(h_{\text{eff},\phi} + h_\phi) - (h_{\text{eff},\theta} + h_\theta)]. \quad (14)$$

The random field statistics is now modified to $\langle h_i(\tau) \rangle_{\mathbf{h}} = 0$ and $\langle h_i(\tau)h_j(\tau') \rangle_{\mathbf{h}} = 2D\gamma_0/M_s \delta_{ij} \delta(\tau - \tau')$.

B. The benchmark

We focus here on the dynamics of a uniformly magnetized ellipsoid with energy per unit volume

$$U = -\mu_0 \mathbf{M} \cdot \mathbf{H}_{\text{ext}} + \frac{\mu_0}{2} (d_x M_x^2 + d_y M_y^2 + d_z M_z^2). \quad (15)$$

\mathbf{H}_{ext} is the external magnetic field and d_x , d_y , d_z are the anisotropy parameters. This case has been analyzed in detail in Ref. 13 and is used as a benchmark with which to compare our results. We normalize the energy density by $\mu_0 M_s^2$, and write

$$u = -\mathbf{m} \cdot \mathbf{h}_{\text{ext}} + \frac{1}{2} (d_x m_x^2 + d_y m_y^2 + d_z m_z^2). \quad (16)$$

The effective magnetic field is $\mathbf{H}_{\text{eff}} = -\mu_0^{-1} \partial U / \partial \mathbf{M}$. Once normalised by M_s , it reads

$$\mathbf{h}_{\text{eff}} = \mathbf{h}_{\text{ext}} - (d_x m_x \mathbf{e}_x + d_y m_y \mathbf{e}_y + d_z m_z \mathbf{e}_z). \quad (17)$$

We study the dynamics of a Cobalt nanoparticle of prolate spherical form with radii $c = 4$ [nm] (in the z easy-axis direction) and $a = b = 2$ [nm] (in the x and y directions, respectively), yielding a volume $V = 6.702 \times 10^{-26}$ [m³]. There is no external applied field, the saturation magnetization is $M_s = 1.42 \times 10^6$ [A/m], the uniaxial anisotropy constant in the z direction is $K_1 = 10^5$ [J/m³], and the temperature is $T = 300$ [K]. In the following we work with the adimensional damping constant $\eta_0 = \eta\gamma_0$ and the physical value for it is $\eta_0 = 0.005$. For this nanoparticle one has $d_x = N_x = d_y = N_y = 0.4132$ (where N_i are the demagnetization factors [24]), and $d_z = N_z - 2K_1/(\mu_0 M_s^2) = 0.0946$ since $N_z = 0.1736$. The constant γ_0 takes the value 2.2128×10^5 [m/(As)]. We recall that in Ref. 13 the time-step used in the numerical integration is $\Delta t = 1.6$ [ps], that is equivalent to $\Delta \tau = (\gamma_0 M_s) \Delta t = 0.5$.

For future reference, we mention here that in the absence of an external field, $\mathbf{h}_{\text{ext}} = 0$, the energy density u can be written in terms of the z component of the magnetization as

$$u = \frac{1}{2} [d_x (1 - m_z^2) + d_z m_z^2]. \quad (18)$$

Note also that in this system the anisotropy-energy barrier is $V\Delta U = \mu_0 M_s^2 V (d_x - d_z)/2$, and therefore the ratio $k_B T / (V\Delta U) \approx 0.153$, that indicates that the dynamics take place in the low-temperature regime.

III. NUMERICAL ANALYSIS

In this section we first give some details on the way in which we implemented the numerical code that integrates the equations, and we next present our results.

A. Method

First, we stress an important fact explained in Ref. 7: the random fields h_θ and h_ϕ are not Gaussian white noises but acquire, due to the prefactors that depend on the angles, a more complex distribution function. Therefore, we do not draw these random numbers but the original Cartesian components of the random field which are uncorrelated Gaussian white noises. We then recover the field h_θ and h_ϕ by using Eqs. (11) and (12) and the time-discretization of the product explained below. Most methods used to integrate the sLLG equation rely on explicit schemes. Such are the cases of the Euler and Heun methods. While the former converges to the Ito solution, the latter leads to the Stratonovich limit [8]. To preserve the module of \mathbf{m} , in these algorithms it is necessary to normalize the magnetization in each step, a nonlinear modification of the original sLLG dynamics [20]. Implicit schemes, on the other hand, are very stable and, for example, the mid-point method (Stratonovich stochastic calculus) provides a simple way to automatically preserve the module under discretization [13]. In what follows, we describe our numerical-implicit scheme which keeps the module length constant and, unlike previous approaches, is valid for any discretization prescription.

Next, we define the α -prescription angular variables according to

$$\theta^\alpha(\tau) \equiv \alpha \theta(\tau + \Delta \tau) + (1 - \alpha) \theta(\tau), \quad (19)$$

$$\phi^\alpha(\tau) \equiv \alpha \phi(\tau + \Delta \tau) + (1 - \alpha) \phi(\tau), \quad (20)$$

with $0 \leq \alpha \leq 1$. In the following we use the shorthand notation $\theta^\alpha(\tau) = \theta_\tau^\alpha$, $\theta(\tau) = \theta_\tau$, and so on. The discretized dynamic equations now read $F_\theta = 0$ and $F_\phi =$

0 with

$$\begin{aligned}
F_\theta \equiv & -(\theta_{\tau+\Delta\tau} - \theta_\tau) + D_0 \Delta\tau \frac{(1-2\alpha)}{(1+\eta_0^2)} \cot \theta_\tau^\alpha \\
& + \frac{\Delta\tau}{1+\eta_0^2} [h_{\text{eff},\phi}^\alpha + \eta_0 h_{\text{eff},\theta}^\alpha] \\
& + \frac{1}{1+\eta_0^2} [\Delta W_\phi + \eta_0 \Delta W_\theta], \quad (21)
\end{aligned}$$

$$\begin{aligned}
F_\phi \equiv & -(\phi_{\tau+\Delta\tau} - \phi_\tau) \\
& + \frac{\Delta\tau}{1+\eta_0^2} \left[\frac{\eta_0 h_{\text{eff},\phi}^\alpha - h_{\text{eff},\theta}^\alpha}{\sin \theta_\tau^\alpha} \right] \\
& + \frac{1}{1+\eta_0^2} \left[\frac{\eta_0 \Delta W_\phi - \Delta W_\theta}{\sin \theta_\tau^\alpha} \right], \quad (22)
\end{aligned}$$

where $D_0 = D\gamma_0/M_s$, the effective fields at the α -point are $h_{\text{eff},\theta}^\alpha \equiv h_{\text{eff},\theta}(\theta_\tau^\alpha, \phi_\tau^\alpha)$ and $h_{\text{eff},\phi}^\alpha \equiv h_{\text{eff},\phi}(\theta_\tau^\alpha, \phi_\tau^\alpha)$, and $\Delta W_\phi = h_\phi \Delta\tau$ and $\Delta W_\theta = h_\theta \Delta\tau$. As we said above, we first draw the Cartesian components of the fields ($i = x, y, z$) as

$$\Delta W_i = h_i \Delta\tau = \omega_i \sqrt{2D_0 \Delta\tau}, \quad (23)$$

where the ω_i are Gaussian random numbers with mean zero and variance one, and we then calculate ΔW_ϕ and ΔW_θ using Eqs. (11) and (12).

The numerical integration of the discretised dynamics consists in finding the roots of the coupled system of equations $F_\theta = 0$ and $F_\phi = 0$ with the left-hand sides given in Eqs. (21) and (22). We used a Newton-Raphson routine [25] and we imposed that the quantity $F_\theta^2 + F_\phi^2$ be smaller than 10^{-10} . To avoid singular behavior when the magnetization gets too close to the z axis, $\theta = 0$ or $\theta = \pi$, we apply in these cases a $\pi/2$ rotation of the coordinate system around the y axis.

All the results we present below, averages and distributions, have been computed using 10^5 independent runs.

B. Results

1. Stratonovich calculus

We start by using the Stratonovich discretization scheme, $\alpha = 0.5$, to numerically integrate the stochastic equation using the parameters listed in Sec. II B which are the same as the ones used in Ref. 13. We simply stress here that these are typical parameters (in particular, note the small value of the damping coefficient η_0). Although we solved the problem in spherical coordinates, we illustrate our results in Cartesian coordinates [using Eqs. (7) to transform back to these coordinates] to allow for easier comparison with the existing literature.

a. Trajectories. Figure 1 displays the three Cartesian components of the magnetization, m_x , m_y , and m_z , as a function of time for a single run starting from an initial condition that is perfectly polarized along the z axis, $\mathbf{m} = (0, 0, 1)$. The data show that while the x and

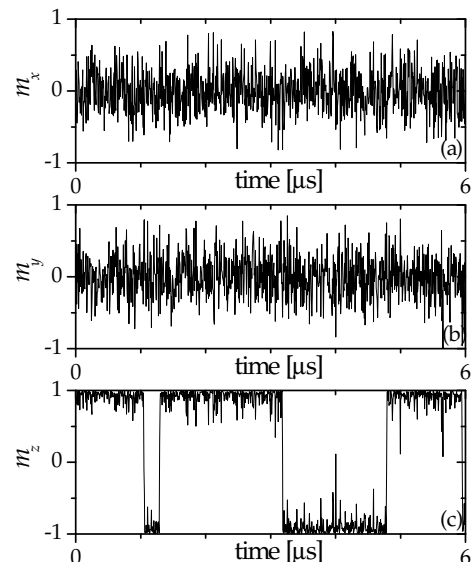


FIG. 1. A typical magnetization trajectory as a function of real time measured in μs showing rapid fluctuations around zero for m_x (a) and m_y (b) and telegraphic noise with sudden transitions between the up and the down magnetization configurations for m_z (c). The initial condition is $\mathbf{m} = (0, 0, 1)$, $\alpha = 0.5$, $\eta_0 = 0.005$, $\Delta\tau = 0.5$, and $\tau_{max} = 2 \times 10^6$ that is equivalent to $t_{max} = 6.36 \mu\text{s}$. In this and all other figures the working temperature is $T = 300 \text{ K}$.

y components fluctuate around zero, the z component has telegraphic noise, due to the very fast magnetization reversal from the ‘up’ to the ‘down’ position and vice versa. Indeed, the working temperature we are using is rather low, but sufficient to drive such transitions.

b. Equilibrium criteria. In Fig. 2 we show the relaxation of the thermal average of the z component, $\langle m_z \rangle$, evolving from the totally polarized initial condition, $\mathbf{m} = (0, 0, 1)$, during a maximum adimensional time $\tau_{max} = 3.2 \times 10^6$. In the inset one can see temporal fluctuations around zero in the averages of the other two components, $\langle m_x \rangle$ and $\langle m_y \rangle$. The error bars in these and other plots are estimated as one standard deviation from the data average, and when these are smaller than the data points we do not include them in the plots. The data in Fig. 2 demonstrate that for times shorter than 10^6 the system is still out of equilibrium while for longer times this average is very close to the equilibrium expectation, $\langle m_z \rangle_{\text{eq}} = 0$.

A more stringent test of equilibration is given by the analysis of the probability distribution function (pdf) of the three Cartesian components m_x , m_y , and m_z . In Fig. 3 (a) we present the numerical pdf’s of m_z , $P(m_z)$, and we compare the numerical data to the theoretical distribution function in equilibrium. We computed the former by sampling over the second half of the temporal window, that is, by constructing the histogram with data collected over $\tau_{max}/2 \leq \tau \leq \tau_{max}$, and then averaging the histograms over 10^5 independent runs. For the equi-

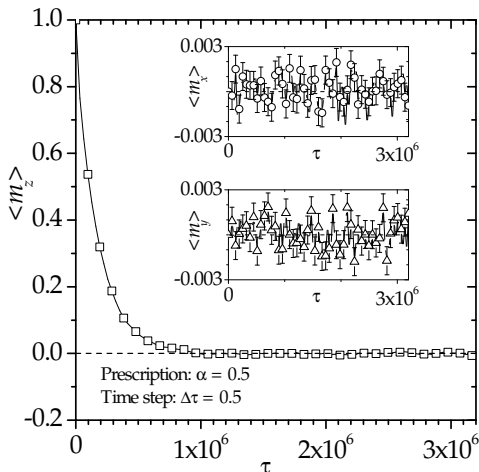


FIG. 2. Average value of the magnetization z component as a function of τ . Insets: τ dependence of the other two components, $\langle m_x \rangle$ and $\langle m_y \rangle$. $\alpha = 0.5$, $\eta_0 = 0.005$, and $\Delta\tau = 0.5$.

librium $P_{\text{eq}}(m_z)$ we note that the equilibrium probability density of the spherical angles is

$$P_{\text{eq}}(\theta, \phi) d\theta d\phi \propto \frac{1}{4\pi} \sin\theta e^{-\varepsilon u} d\theta d\phi, \quad (24)$$

where $\varepsilon = \mu_0 M_s^2 V / (k_B T)$, which implies

$$\begin{aligned} P_{\text{eq}}(m_z) dm_z &= -\frac{1}{2} e^{-\varepsilon u} dm_z \\ &= \frac{1}{Z} e^{-\frac{\varepsilon}{2}[d_x(1-m_z^2)+d_z m_z^2]} dm_z. \end{aligned} \quad (25)$$

Here Z is the partition function and, for the parameters used in the simulation, $\varepsilon = 41$ and $Z = 0.0244$.

It is quite clear from Fig. 3 that the numerical curves for the two shortest τ_{max} are still far from the equilibrium one, having excessive weight on positive values of m_z . The last curve, obtained for the longest running time, $\tau_{\text{max}} = 3.2 \times 10^6$ is, on the contrary, indistinguishable from the equilibrium one in this presentation. A more quantitative comparison between numerical and analytic pdf's is given in the inset in Fig. 3 (a), where the probability distribution 'H-function' [26]

$$S(\tau_{\text{max}}) = \int_{-1}^1 dm_z P(m_z, \tau_{\text{max}}) \ln \frac{P(m_z, \tau_{\text{max}})}{P_{\text{eq}}(m_z)}, \quad (26)$$

with $P_{\text{eq}}(m_z)$ given in Eq. (25), is plotted as a function of the inverse time τ_{max}^{-1} . The two sets of data in the inset correspond to S computed with the continuous analytic form (25), data falling above, and with a discretized version of it, where the same number of bins as in the numerical simulation is used (specifically, 51), and data falling below and getting very close to zero for the longest τ_{max} used. The latter is the correct way of comparing analytic and numerical data and yields, indeed,

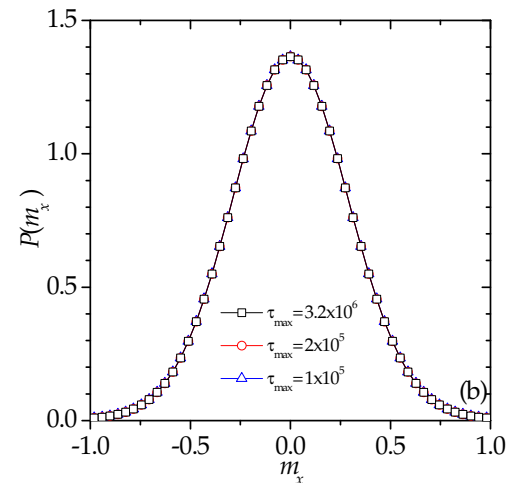
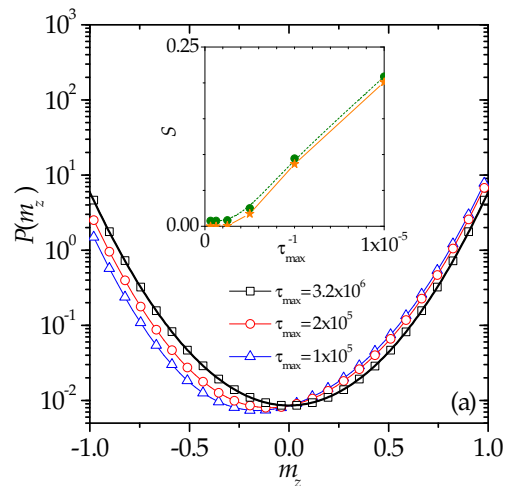


FIG. 3. (Color online) (a) $P(m_z)$, on a linear-log scale, obtained as explained in the text for the three values of τ_{max} given in the key compared to the exact equilibrium law (solid line). Inset: The parameter S defined in Eq. (26) as a function of τ_{max}^{-1} . The upper (dotted) curve was computed using the exact pdf $P_{\text{eq}}(m_z)$, while the lower (solid) one, which gets closer to zero, was computed using a finite number of bins to approximate the exact $P_{\text{eq}}(m_z)$. (b) $P(m_x)$, on a double-linear scale, for the same runs. $\alpha = 0.5$, $\eta_0 = 0.005$, and $\Delta\tau = 0.5$.

a better agreement with what was expected. Finally, in Fig. 3 (b) we show the pdf of m_x for the same three τ_{max} used in Fig. 3 (a), and we observe a faster convergence to an equilibrium distribution with a form that is very close to a Gaussian. For symmetry reasons the behavior of m_y is the same.

Figure 4 shows the pdf's for the same set of parameters but starting from the initial condition $\mathbf{m} = (0, 1, 0)$. The approach to equilibrium is faster in this case: all curves fall on top of the theoretical one. Insets show the time dependence of $\langle m_x \rangle$ and $\langle m_z \rangle$ which still fluctuate around zero with larger temporal fluctuations for the lat-

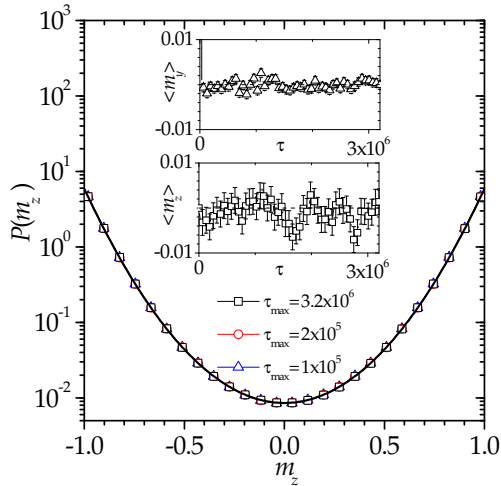


FIG. 4. (Color online) $P(m_z)$, on a linear-log scale, for three values of τ_{max} given in the key, compared to the exact equilibrium law (solid line). Inset: Averages of $\langle m_y \rangle$ and $\langle m_z \rangle$ as a function of τ . The parameters are the same as in Fig. 2 but the initial condition is $\mathbf{m} = (0, 1, 0)$.

ter than the former. We reckon here that the fluctuations of $\langle m_y \rangle$ and $\langle m_z \rangle$ are quite different. The oscillations of $\langle m_z \rangle$ around zero are due to the telegraphic noise of this component and to the fact that the average is done over a finite number of runs. The amplitudes of these oscillations tend to zero with an increasing number of averages.

We conclude this analysis by stating that the dynamics in the spherical coordinate system for the Stratonovich discretization scheme behave correctly, with the advantage of keeping the norm of the magnetization fixed by definition.

2. Generic calculus

Although it was shown in Ref. 7 that in the $\Delta\tau \rightarrow 0$ limit every discretization of the stochastic equation leads (at equilibrium) to the Boltzmann distribution, the numerical integration of the equations is done at finite $\Delta\tau$ and then both, the time-dependent and the equilibrium averaged observables may depend on $\Delta\tau > 0$. With this in mind, we investigated which discretization scheme is more efficient in terms of computational effort. The aim of this section is to study the $\Delta\tau$ dependence of the numerical results for different values of α and to determine for which α one can get closer to the continuous-time limit ($\Delta\tau \rightarrow 0$) for larger values of $\Delta\tau$.

Figure 5 shows the temporal dependence of the $\langle m_z \rangle$ for Stratonovich calculus, i.e. for $\alpha = 0.5$, for a small window of time and from the initial condition $\mathbf{m} = (0, 0, 1)$. A very fast decay followed by a slow relaxation is observed. The phenomena can be well fitted by a sum of two exponential functions, one (of small amplitude) describ-

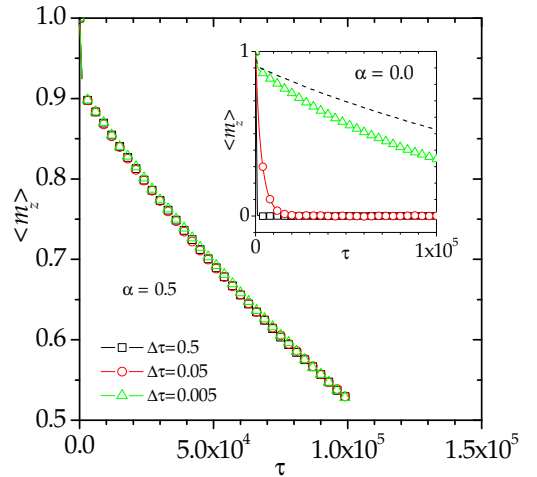


FIG. 5. (Color online) $\langle m_z \rangle$ as a function of τ for $\alpha = 0.5$, $\eta_0 = 0.005$ and $\Delta\tau = 0.5, 0.05$, and 0.005 . Inset: $\langle m_z \rangle$ vs τ for $\alpha = 0.0$ and the same $\Delta\tau$ with the same symbol code as in the figure. The dashed black line is a reference and corresponds to $\alpha = 0.5$ and $\Delta\tau = 0.005$. The initial condition is $\mathbf{m} = (0, 0, 1)$.

ing the rapid intra-well processes and the another one the dominant slow over-barrier thermo-activation [27]. Concretely, we used

$$\langle m_z \rangle(\tau) = A_1 e^{-\frac{\tau}{\tau_1}} + A_2 e^{-\frac{\tau}{\tau_2}}$$

and we found that the best description of data is given by

$$A_1 = 0.915, \quad \tau_1 = 1.8 \cdot 10^5, \quad A_2 = 0.08, \quad \tau_2 = 4.1 \cdot 10^2,$$

that is $A_1 \gg A_2$ and $\tau_1 \gg \tau_2$, consistently with statements in Ref. 27. In addition, we compared our result for τ_1 to the one arising from Eq. (3.6) in Ref. 27 for our parameters and we found

$$\tau_1^G = 1.5 \cdot 10^5 \quad (27)$$

which is 15% less than our numerical estimate, a very reasonable agreement, in our opinion.

Most importantly, we reckon that the time-dependent results do not depend strongly on $\Delta\tau$ for $\Delta\tau \leq 0.5$ (see Fig. 5, where data for $\Delta\tau = 0.005, 0.05$, and 0.5 prove this claim) and we can assert that the master curve is as close as we can get, for the numerical accuracy we are interested in, to the one for $\Delta\tau \rightarrow 0$, that is, to the correct relaxation. Instead, for other discretization prescriptions, the dependence on $\Delta\tau$ is stronger. For example, for $\alpha = 0$ (Ito calculus) the curves for $\Delta\tau = 0.05$ and 0.005 are still notably different from each other (see the insert to Fig. 5), and they have not yet converged to the physical time-dependent average. Even smaller values of $\Delta\tau$ are needed to get close to the asymptotically correct relaxation, shown by the dotted black line. We

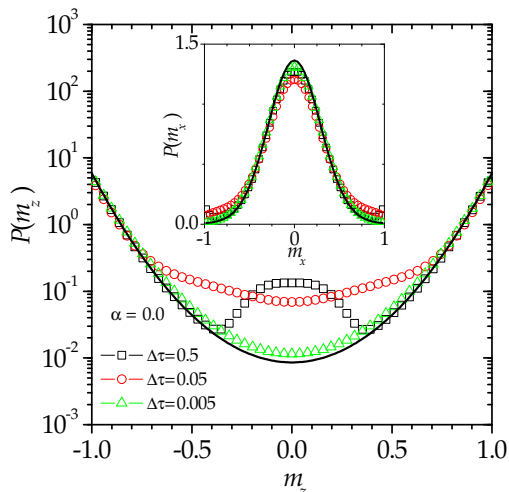


FIG. 6. (Color online) $P(m_z)$ for $\alpha = 0.0$, $\eta_0 = 0.005$, and $\Delta\tau = 0.5, 0.05$ and 0.005 , compared to the exact equilibrium law (solid line). The initial condition is $\mathbf{m} = (0, 1, 0)$. Inset: Distributions $P(m_x)$ for the same runs and using the same symbol code as in the rest of the figure, compared to the limit (equilibrium) function shown in Fig. 3 (b) for $\alpha = 0.5$ and the longest τ_{max} .

do not show the pdf's here, but consistently, they are far away from the equilibrium one for these values of $\Delta\tau$.

In Fig. 6 we use the initial condition $\mathbf{m} = (0, 1, 0)$ to see whether the efficiency of the Ito calculus improves in this case. Although the values of $\langle m_z \rangle$ are very close to the expected vanishing value both distributions, $P(m_z)$ (main panel) and $P(m_x)$ (inset), are still far from equilibrium. We conclude that also for this set of initial conditions smaller $\Delta\tau$ are needed to reach the continuous-time limit. We have investigated other values of $\alpha \neq 0.5$ and in all cases we have found that convergence is slower than for the $\alpha = 0.5$ case.

We conclude that the Stratonovich calculus is ‘more efficient’ than all other α -prescriptions in the sense that one can safely use larger values of $\Delta\tau$ (and therefore reach longer times) in the simulation. This does not mean that other discretization schemes yield incorrect results. For $\alpha \neq 0.5$ one must use smaller values of the time-step $\Delta\tau$ to obtain the physical behavior.

3. Effect of the damping coefficient

Previously, we studied the magnetization relaxation for a physically small damping coefficient, $\eta_0 = 0.005$. Under these conditions relaxation is very slow and it is difficult to reach convergence for generic values of α . To overcome this problem, we increased slightly the damping up to $\eta_0 = 0.08$. As a consequence, and because we are still in the low damping regime, relaxation to equi-

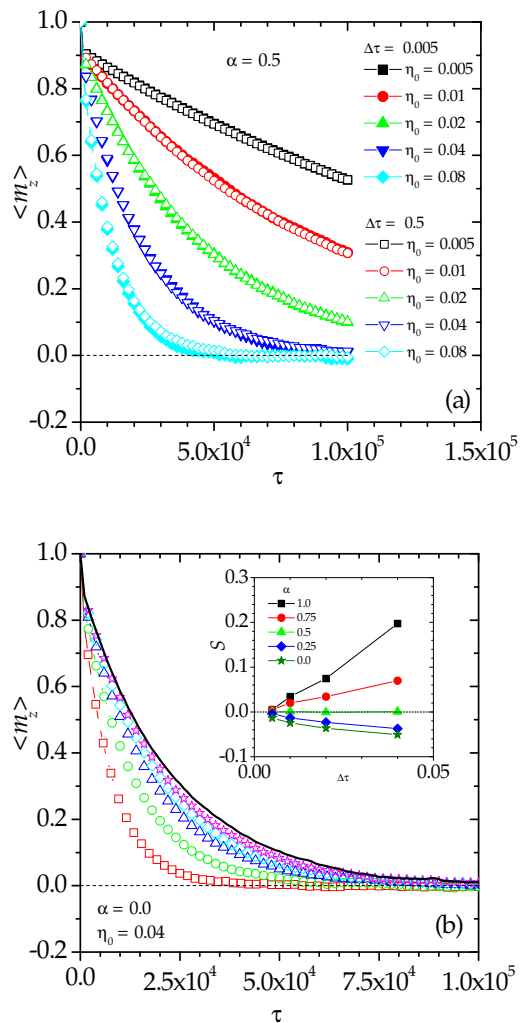


FIG. 7. (Color online) (a) $\langle m_z \rangle$ as a function of τ for two values of the time increment, $\Delta\tau = 0.5$ (open symbols) and 0.005 (filled symbols). $\alpha = 0.5$ and several values of the damping coefficient η_0 (shown in different colors) as defined in the legend. (b) Ito calculus, $\alpha = 0$, and $\eta_0 = 0.04$. Curves correspond to $\tau_{max} = 10^5$ and different $\Delta\tau = 0.005, 0.01, 0.02, 0.04, 0.08$ (from top to bottom). The solid black line displays $\langle m_z \rangle$ for $\alpha = 0.5$, $\eta_0 = 0.04$, and $\Delta\tau = 0.005$. Inset: The parameter S defined in Eq. (28) for these curves, taking as a reference the curve for $\alpha = 0.5$.

librium is expected to be faster [in Fig. 7 (a) we show below that this statement is correct]. Note that more subtle issues can arise in the non axially symmetric case if initial conditions are not properly chosen [28]. Then, in this subsection we check whether the $\Delta\tau$ dependence found for the $\alpha \neq 0.5$ calculus improves under these new dissipation conditions.

In Fig. 7 (a) we test the $\Delta\tau$ dependence of $\langle m_z \rangle$ for $\alpha = 0.5$ and five values of η_0 ranging from $\eta_0 = 0.005$ to $\eta_0 = 0.08$ and increasing by a factor of two. Filled and open data points of the same color correspond to

$\Delta\tau = 0.005$ and $\Delta\tau = 0.5$, respectively. The agreement between the two data sets is very good for all η_0 . Indeed the agreement is so good that the data are superimposed and it is hard to distinguish the different cases. The curves also show that the dynamics are faster for increasing η_0 . Figure 7 (b) displays the decay of $\langle m_z \rangle$ as a function of time for $\alpha = 0$ and a rather large value of the damping coefficient, $\eta_0 = 0.04$, for different time increments, $\Delta\tau = 0.005, 0.01, 0.02, 0.04, 0.08$. The curves tend to approach the reference one shown by the solid black line and corresponding to $\alpha = 0.5$ for decreasing values of $\Delta\tau$. A quantitative measure of the convergence rate is given by another S parameter, defined as

$$S(\Delta\tau, \alpha) = \frac{1}{\tau_{max}} \int_0^{\tau_{max}} d\tau \langle m_z \rangle_\alpha \ln \left[\frac{\langle m_z \rangle_\alpha}{\langle m_z \rangle_{0.5}} \right], \quad (28)$$

and shown in the inset for $\eta_0 = 0.04$. Here, $\langle m_z \rangle_{0.5}$ is the average of m_z for $\alpha = 0.5$ and $\Delta\tau = 0.005$, while $\langle m_z \rangle_\alpha$ is the curve corresponding to other values of α and $\Delta\tau$. For all α -schemes S tends to zero for $\Delta\tau \rightarrow 0$. Note that for $\alpha = 0.5$ this parameter is very close to zero for all the $\Delta\tau$ values shown in Fig. 7 (b), confirmation of the fact that this prescription yields very good results for relatively large values of $\Delta\tau$ and it is therefore ‘more efficient’ computationally.

IV. CONCLUSIONS

In this paper we have introduced a numerical algorithm that solves the the sLLG dynamic equation in the spherical coordinate system with no need for artificial normalization of the magnetization. We checked that the algorithm yields the correct evolution of a simple and well-documented problem [13], the dynamics of an ellipsoidal magnetic nanoparticle. We applied the algorithm in the generic ‘alpha’-discretization prescription.

We showed explicitly how the finite $\Delta\tau$ dynamics depend on α , despite the fact that the final equilibrium distribution is α -independent. We showed that at least for the case reported here, the Stratonovich mid-point prescription is the ‘more efficient one’ in the sense that the dependence of the dynamics on the finite value of $\Delta\tau$ is less pronounced so, larger values of $\Delta\tau$ can be used to explore the long time dynamics.

We think it would be worthwhile to explore, both analytically and numerically, if this is a generic result of the sLLG dynamics. *A priori*, it is not clear what will be the optimal prescription to deal with other problems such as a system under a non-zero longitudinal external magnetic field or for a more general non-axially symmetric potential [27–29].

Finally, we mention that it is well known that for a particle on a line with multiplicative noise, the addition of an inertial term acts as a regularization scheme that after the zero mass limit “selects” the Stratonovich prescription (see Ref. 30). For the case of magnetization dynamics non Markovian generalizations of the LLG equation have been considered in Refs. 31 and 32. It could be interesting to analyze in this case, how the markovian limit relates to any specific stochastic prescription. We plan to report on this issue in the near future.

ACKNOWLEDGMENTS

We thank C. Aron, D. Barci and Z. González-Arenas for very helpful discussions on this topic. F.R. acknowledges financial support from CONICET (Grand No. PIP 114-201001-00172) and Universidad Nacional de San Luis, Argentina (Grand No. PROIPRO 31712) and thanks the LPTHE for hospitality during the preparation of this work. L.F.C. and G.S.L. acknowledge financial support from FONCyT, Argentina (Grand No. PICT-2008-0516).

-
- [1] B. Hillebrands and K. Ounadjela, eds. *Spin dynamics in confined magnetic structures* (Springer, Berlin, 2002).
 - [2] G. Bertotti, I. Mayergoyz, and C. Serpico, *Nonlinear magnetization dynamics in nanosystems* (Elsevier, Amsterdam, 2009).
 - [3] W. F. Brown, Phys. Rev. **130**, 1677 (1963).
 - [4] J. C. Slonczewski, J. Magn. Magn. Mat. **159**, L1 (1996).
 - [5] L. Berger, Phys. Rev. B **54**, 9353 (1996).
 - [6] Thermal fluctuations of magnetic nanoparticles: Fifty years after Brown W. T. Coffey and Y. P. Kalmykov, J. App. Phys. **112**, 121301 (2012).
 - [7] C. Aron, D. G. Barci, L. F. Cugliandolo, Z. González Arenas, and G. S. Lozano, arXiv:1402.1200. In press in J. Stat. Mech. (2014).
 - [8] J. L. García-Palacios and F. J. Lázaro, Phys. Rev. B **58**, 14937 (1998).
 - [9] U. Nowak, R. W. Chantrell, and E. C. Kennedy, Phys. Rev. Lett. **84**, 163 (2000).
 - [10] Z. Li and S. Zhang, Phys. Rev. B **69**, 134416 (2004).
 - [11] X. Z. Cheng, M. B. A. Jalil, H. K. Lee, and Y. Okabe, Phys. Rev. B **72**, 094420 (2005).
 - [12] X. Z. Cheng, M. B. A. Jalil, H. K. Lee, and Y. Okabe, Phys. Rev. Lett. **96**, 067208 (2006).
 - [13] M. d’Aquino, C. Serpico, G. Coppola, I. D. Mayergoyz, and G. Bertotti, J. of Appl. Phys. **99**, 08B905 (2006).
 - [14] K. D. Usadel, Phys. Rev. B **73**, 212405 (2006).
 - [15] N. Kazantseva, D. Hinzke, U. Nowak, R. W. Chantrell, U. Atxitia, and O. Chubykalo-Fesenko, Phys. Rev. B **77**, 184428 (2008).
 - [16] S. V. Titov and P. M. Déjardin, H. El Mrabti, and Y. P. Kalmykov, Phys. Rev. B **82**, 100413 (2010).
 - [17] M. Weiler, L. Dreher, C. Heeg, H. Huebl, R. Gross, M. S. Brandt, and S. T. B. Goennenwein, Phys. Rev. Lett. **106**, 117601 (2011).
 - [18] C. Haase and U. Nowak, Phys. Rev. B **85**, 045435 (2012).
 - [19] E. Martínez, L. López-Díaz, L. Torres, and O. Alejos,

- Physica B **343**, 252 (2004).
- [20] I. Cimrak, Arch. Comput. Meth. Eng. **15**, 1 (2007).
- [21] L. D. Landau and E. M. Lifshitz, Phys. Z. Sowjetunion **8**, 153 (1935).
- [22] T. L. Gilbert, Phys. Rev. **100**, 1243 (1955). T. L. Gilbert, IEEE Trans. Mag. **40**, 3443 (2004).
- [23] J. L. Garcıa-Palacios, Adv. Chem. Phys. **112**, 1 (2000).
- [24] B. D. Cullity and C. D. Graham, *Introduction to Magnetic Materials* (Wiley, New Jersey, 2009).
- [25] W. H. Press, S. A. Teukolsky, W. T. Vetterling, and B. P. Flannery, *Numerical Recipes in C: the art of scientific computing* 2nd ed. (Cambridge University Press, New York, 1992).
- [26] R. Kubo, M. Toda, and N. Hashitume, *Statistical Physics II. Nonequilibrium Statistical Mechanics* (Springer-Verlag, Berlin, 1992).
- [27] D. A. Garanin, Phys. Rev. E **54**, 3250 (1996).
- [28] Y. P. Kalmykov, W. T. Coffey, U. Atxitia, O. Chubykalo-Fesenko, P.-M. Dejardin, and R. W. Chantrell, Phys. Rev. B **82**, 024412 (2010).
- [29] W. T. Coffey, D. S. F. Crothers, Y. P. Kalmykov, and J. T. Waldron, Phys. Rev. B **51**, 15947 (1995).
- [30] C. Aron, G. Biroli, and L. F. Cugliandolo, J. Stat. Mech. P11018 (2010).
- [31] K. Miyasaki and K. Seki, J. Chem Phys **108**, 7052 (1998).
- [32] U. Atxitia, O. Chubykalo-Fesenko, R. W. Chantrell, U. Nowak, and A. Rebei, Phys. Rev. Lett. **102**, 057203 (2009).