

BCD spectrophotometry for massive stars in transition phases[★]

Y. J. Aidelman^{1,2,★★}, M. Borges Fernandes³, L. S. Cidale^{1,2,★★}, A. Smith Castelli^{1,★★}, M. L. Arias^{1,2,★★}, J. Zorec⁴,
M. Kraus⁵, A. Torres^{1,2,★★}, T. B. Souza³, and Y. R. Cochetti^{1,2,★★★}

¹ Instituto de Astrofísica La Plata, CCT La Plata, CONICET-UNLP, Paseo del Bosque S/N, B1900FWA, La Plata, Argentina.

² Departamento de Espectroscopía, Facultad de Ciencias Astronómicas y Geofísicas, Universidad Nacional de La Plata (UNLP), Paseo del Bosque S/N, B1900FWA, La Plata, Argentina.

³ Observatório Nacional, Rua General José Cristino 77, 20921-400 São Cristovão, Rio de Janeiro, Brazil.

⁴ Sorbonne Université, CNRS, UPMC, UMR7095 Institut d'Astrophysique de Paris, 98bis Bd. Arago, F-75014 Paris, France

⁵ Astronomical Institute, Czech Academy of Sciences, Fričova 298, 251 65 Ondřejov, Czech Republic.

Received / Accepted

ABSTRACT

Context. Stars in transition phases, such as those showing the B[e] phenomenon and luminous blue variables (LBVs), undergo strong, often irregular mass ejection events. The prediction of these phases in stellar evolution models is therefore extremely difficult if not impossible. **As a result, their effective temperatures, their luminosities and even their true nature are not fully known.**

Aims. A suitable procedure to derive the stellar parameters of these types of objects is to use the BCD spectrophotometric classification system, based on the analysis of the Balmer discontinuity. The BCD parameters (λ_1 , D) have the advantage that they are independent of interstellar extinction and circumstellar contributions.

Methods. We obtained low-resolution spectra for a sample of 14 stars with the B[e] phenomenon and LBVs. Using the BCD classification system, we derived the stellar and physical parameters. The study was complemented with information provided by the *JHK* colour-colour diagram.

Results. For each star under investigation, the BCD system gives a complete set of fundamental parameters and related quantities such as **luminosity and distance**. Among the 14 studied stars, we confirmed the classification of HK Ori, HD 323771 and HD 52721 as pre-main sequence Herbig Ae/B[e] stars, AS 202 and HD 85567 as FS CMA-type stars, and HD 62623 as sgB[e]. We classified Hen 3–847, CD–24 5721, and HD 53367 as young B[e] stars or FS CMA-type candidates, and HD 58647 as a slightly evolved B[e] star. In addition, Hen 3–1398 is an sgB[e] and MWC 877, CPD–59 2854 and LHA 120-S 65 are LBV candidates. The stellar parameters of **the latter two** LBVs are determined for the first time. We also used the size-luminosity relation to estimate the inner radius of the dust disk around the pre-main and main sequence B[e] stars.

Conclusions. Our results emphasise that the BCD system is an important and highly valuable tool to derive stellar parameters and physical properties of B-type stars in transition phases. This method can be combined with near-IR colour-colour diagrams to determine or confirm the evolutionary stage of emission-line stars with dust disks.

Key words. stars: early-type – stars: fundamental parameters – stars: mass-loss – stars: winds, outflows – (stars:) circumstellar matter

1. Introduction

Over the last few years, there have been huge advances in the description of the internal structure of stars thanks to the inclusion of ingredients like rotation, diffusion, mixing, mass loss, new opacities, diverse metallicities, binarity, etc (c.f Althaus et al. 2010; Ekström et al. 2012; Farrell et al. 2019). However, although a lot of effort has been made to deepen our understanding of specific short phases in the life cycle of the stars, several of these transition states are still poorly understood. Among them are the stars showing the B[e] phenomenon and LBVs. At the moment, the occurrence of these types of objects cannot be

predicted with stellar evolution models. Whether this failure is due to the lack of physical inputs in the stellar evolution models of single stars, or whether this specific evolutionary state might be connected to phenomena occurring during binary star evolution, in particular the occurrence of mergers (Podsiadlowski et al. 2006; de Mink et al. 2013), is still an ongoing debate. Noteworthy in this respect is, however, that post-interactive binary stars display strong similarities to either blue hypergiants or LBVs due to **a dense circumstellar medium** of the B[e] stars resulting from a high mass-transfer rate (Farrell et al. 2019).

Stars with the B[e] phenomenon present in their optical spectrum strong Balmer emission lines, as well as forbidden and permitted emission lines of neutral and singly ionized metals. They also display a strong IR excess and linear polarization due to the presence of a dusty ring-like structure (Coyne & Vrba 1976). This group of objects is actually very heterogeneous in an evolutionary sense. Lamers et al. (1998) have classified many objects exhibiting the B[e] phenomenon into categories such as pre-main sequence intermediate-mass stars (Herbig Ae/B[e], HAeB[e]), evolved low-mass (compact planetary nebulae, cPNB[e]) and high-mass (supergiants, sgB[e]) stars, and also symbiotic sys-

Send offprint requests to: Y. Aidelman e-mail: aidelman@fcaglp.unlp.edu.ar

* Based on data obtained at Complejo Astronómico El Leoncito, operated under agreement between the Consejo Nacional de Investigaciones Científicas y Técnicas de la República Argentina and the National Universities of La Plata, Córdoba and San Juan, Argentina, and at Observatório do Pico dos Dias, LNA, Brazil

** Member of the Carrera del Investigador Científico y Tecnológico, CONICET, Argentina

*** Fellow of CONICET, Argentina

tems (symB[e]). However, more than 50% of the Galactic objects with the B[e] phenomenon have an unclear nature, being called unclassified B[e] (unclB[e]) stars, and need to be deeply studied (Condori et al. 2019). From this last group, Miroshnichenko (2007) identified many stars with properties similar to FS CMA and proposed a new group: the FS CMA stars. These authors propose that they would be B[e] binary systems that are currently undergoing or have recently undergone a phase of rapid mass exchange, showing a spectrum dominated by the B-type star.

The B[e] phenomenon itself seems to be related to the presence of a very complex circumstellar environment around B-type stars. In general, these stars have dense equatorial disks, as was initially suggested by Zickgraf et al. (1985) and confirmed later with interferometric observations, for instance in Domiciano de Souza et al. (2007); Meilland et al. (2010); Borges Fernandes et al. (2011); Cidale et al. (2012); Varga et al. (2019), among others. The great challenge in the study of stars with the B[e] phenomenon is to understand how they form their circumstellar envelopes (CE), with very similar spectral characteristics, by going through such different evolutionary stages and, furthermore, how these CEs would subsequently evolve.

The other intriguing group of stars in a transition phase are the LBVs. These are post-main sequence massive objects characterized by intense and fast mass-loss events, usually called eruptions (Humphreys & Davidson 1994; Mehner et al. 2017; Campagnolo et al. 2018; Weis & Bomans 2020). The origin of these eruptions is not well known, but many studies have indicated an instability region in the upper Hertzsprung–Russell diagram (HRD). The LBVs located in this region would have high rotational velocities, close to the critical speed (Wolf 1989; Clark et al. 2005; Groh et al. 2009). However, Groh et al. (2006) suggested the existence of two groups of LBVs in the Galaxy: one with high and another with low rotational speed.

Since stars with the B[e] phenomenon and LBVs are deeply embedded in their circumstellar media, it is extremely difficult to assign their fundamental parameters and classify them. Quite often, sgB[e] stars are confused with LBVs in quiescence, which share very similar optical spectroscopic characteristics (Kraus 2019). Moreover, distances to many of the peculiar Galactic objects are not well known either since their luminosity or parallax cannot be properly determined. Furthermore, low-luminosity Galactic sgB[e] stars often overlap with the most luminous massive pre-main sequence objects (Herbig Ae/B[e]) and cannot easily be disentangled from each other (Kraus 2009). Therefore, to solve these issues, it is important to obtain precise stellar parameters not only for classification purposes but also as input to models of stellar evolution. **Furthermore, although GAIA parallaxes have been determined for many peculiar Galactic objects, there are still significant differences between photometric and parallax distances for other OB Galactic stars (Shull & Danforth 2019) and, therefore, their luminosities remain poorly estimated.**

A way to overcome these difficulties is to make use of the empirical BCD spectrophotometric classification system (Barbier & Chalonge 1941; Chalonge & Divan 1952), based on the analysis of the Balmer discontinuity (hereafter as “BD”) among F- and B-type stars. One of the major advantages of this classification system is that the parameters that characterise the BD are independent of the interstellar extinction and the circumstellar contribution (extinction or emission, Zorec & Briot 1991). This system was already successfully applied to study not only stars with the B[e] phenomenon (Cidale et al. 2001) but also Be, Bn or B supergiant stars (Zorec et al. 2005, 2009; Cochetti et al.

2020b). These authors also illustrated the application of the BCD system to stars showing a second BD (in absorption or emission). This second component of the BD (SBD) is produced in a low-density gaseous environment of some emission-line stars (Divan 1979). For more details see Aidelman et al. (2012, 2018, Sects. § 3.1 and § 5.1, respectively). In this work, we propose to use the BCD spectrophotometric classification system to analyse mainly Galactic stars that either show the B[e] phenomenon or were identified as LBV candidates. Particularly, the selected stars have **an uncertain classification or scarce data available**.

The paper has the following structure: observations are described in Sect. 2; Sect. 3 introduces a summary of the BCD spectrophotometric classification system; Sect. 4 gives the obtained stellar parameters and describes the main results of each star; Sect. 5 presents a discussion and our conclusions. In Appendix A, previous studies on each star are briefly outlined.

2. Observations

Low-resolution spectra of a sample of emission-line B-type stars were obtained using a Boller & Chivens (B&C) spectrograph attached to the 2.15-m Jorge Sahade telescope at the Complejo Astronómico El Leoncito (CASLEO), San Juan, Argentina. The spectra were taken on several runs from 2001 to 2012 (see Table 1). Two different setups were selected. Before 2011, we used a grating with $600 \ell \text{ mm}^{-1}$ (#80, blazed at 4000 \AA), a PM 512 CCD detector, and slit widths of $250 \mu\text{m}$ and $350 \mu\text{m}$ (according to the average seeing at the CASLEO). The covered spectral wavelength interval ranges from 3500 \AA to 4600 \AA with an inverse linear dispersion of $\sim 4.8 \text{ \AA per two pixels}$ (that is $R \sim 1000$ at $\sim 4500 \text{ \AA}$). In 2012, we selected a grating with $600 \ell \text{ mm}^{-1}$, a CCD detector TEK 1024, and a slit width of $350 \mu\text{m}$, covering the spectral range between 3500 \AA and 5000 \AA . The inverse linear dispersion is $\sim 5.2 \text{ \AA per two pixels}$ ($R \sim 700$ at $\sim 4500 \text{ \AA}$).

A subset of our program stars was observed with a Boller & Chivens spectrograph attached to the 1.6-m Perkin-Elmer telescope at the Laboratório Nacional de Astrofísica (LNA), Brazópolis, Brazil. The data were taken on 2012, February 29, and April 11. The instrumental setup made use of a grating with $600 \ell \text{ mm}^{-1}$, a slit width of $400 \mu\text{m}$, and a Marconi CCD 42-40-1-368 (2048×2048 pixels) detector, which provides an inverse linear dispersion of $\sim 2.12 \text{ \AA per two pixels}$ ($R \sim 2000$ at $\sim 4500 \text{ \AA}$). The wavelength coverage of the spectra is $3500 - 5000 \text{ \AA}$.

Spectra of He-Ne-Ar (CASLEO) and He-Ar (LNA) comparison lamps were acquired at the same sky position of every science target to perform the wavelength calibration.

All spectra were reduced with the IRAF¹ software package, following a standard procedure, such as bias and overscan subtraction, flat-field normalization, and wavelength calibration. The flux calibration was performed by observing flux standard stars selected from Hamuy et al. (1994) on each night of observation.

From the whole sample of observed emission-line stars, we selected a subset of 14 stars that have a measurable Balmer jump to derive their fundamental parameters and analyse their evolu-

¹ IRAF is distributed by the National Optical Astronomy Observatory, which is operated by the Association of Universities for Research in Astronomy (AURA), Inc., under a cooperative agreement with the National Science Foundation

tionary states. This star sample and the details of our observations are given in Table 1.

3. The BCD spectrophotometric classification system

The BCD spectrophotometric classification system, developed by D. Barbier, D. Chalonge, and L. Divan (called simply as “BCD system”, Barbier & Chalonge 1941; Chalonge & Divan 1952, 1973, 1977), is a very useful tool **for an adequate classification** of stars with spectral types between O9 and F9. It is based on four measurable parameters in the vicinity of the BD: the height of the Balmer jump (D), its mean position (λ_1), and two colour gradients (Φ_{uv} and Φ_b).

A summary of the BCD parameters is presented here. The parameter D is defined by,

$$D = \log \left(\frac{F_{+3700}}{F_{-3700}} \right), \quad (1)$$

where F_{+3700} is the flux determined by extrapolating the slope of the Paschen continuum at the position $\lambda 3700$, and F_{-3700} is defined by the flux value towards which the highest members of Balmer series converge, given by the intersection of the vertical line at $\lambda 3700$ and the lower curve wrapping the Balmer line cores (see the upper panel of Fig. 3 in Aidelman et al. 2012). The parameter λ_1 is defined by the intersection point between a parallel line to the Paschen continuum, traced at $D/2$, and the upper wrapping of the wings of the Balmer lines. Among dwarf stars, D ranges from near 0.0 dex to about 0.5 dex. The higher values correspond to the A3-4 spectral types, while the lower ones are roughly for O4-5 type stars (the hotter side) or the F9-type stars (the cooler side). For luminous blue supergiants, the Balmer jump is not seen anymore in the B early spectral types (see Fig. 10 in Zorec et al. 2009).

The colour gradients are determined from observations using the definition provided by Allen (1976),

$$\Phi_{ab} = -\ln \left[\frac{\lambda_a^5 F_{\lambda_a}}{\lambda_b^5 F_{\lambda_b}} \right] / \left(\frac{1}{\lambda_a} - \frac{1}{\lambda_b} \right), \quad (2)$$

where λ_a and λ_b are the edges of the selected wavelength ranges. Thus, Φ_{uv} and Φ_b are determined in the wavelength range of 3150 – 3700 Å and 4000 – 4800 Å, respectively.

A detailed description of the BCD system, determination of the BCD parameters, and error estimates can be found in Zorec et al. (2009); Aidelman et al. (2012); Aidelman (2017), and Aidelman et al. (2018).

The height and position of the main BD are related to the physical properties of the stellar photospheres and allow us to derive the effective temperature (T_{eff}), surface gravity ($\log g$), and absolute visual (M_v) and bolometric (M_{bol}) magnitudes through empirical relations obtained by Zorec et al. (2009); Zorec & Briot (1991); Zorec (1986). Furthermore, since there is also a direct relationship between the BCD and the MK systems, it is also possible to derive the spectral type and luminosity class.

The slope of the Paschen continuum gives the extinction, $A_v = R_v E(B - V)$. For this purpose, we prefer using the following expression for $E(B - V)$ given by Aidelman et al. (2012),

$$E(B - V) = 0.68 (\Phi_b - \Phi_b^0) = 0.75 (\Phi_{bb} - \Phi_{bb}^0) \text{ mag} \quad (3)$$

$$A_v = 2.11 (\Phi_b - \Phi_b^0) = 2.33 (\Phi_{bb} - \Phi_{bb}^0) \text{ mag},$$

where Φ_{bb} and Φ_{bb}^0 are the observed and intrinsic colour gradients in the wavelength range 4000 – 4600 Å, while Φ_b and Φ_b^0 are the observed and intrinsic colour gradients for the interval 4000 – 4800 Å. The $E(B - V)$ expression was obtained assuming that $R_v = 3.1$, which is the usual value for the diffuse interstellar medium (Cardelli et al. 1989; Schlafly & Finkbeiner 2011).

To perform all these measurements, we used the interactive code MIDE3700², written by Y. A. in Python language (Aidelman 2017). By fitting the Balmer and Paschen continua and the upper and lower envelopes of the Balmer lines, the code computes both the BCD and fundamental stellar parameters.

4. Results

Figures 1 and 2 display the flux-calibrated spectra of the 14 stars that show a measurable Balmer jump. Typical lines identified in the B-type spectra are: H I, He I, Mg II, Ca II, Si II, Si III, Si IV, C II, and He II (for the hottest spectral types). Some other distinctive emission lines of Fe II, [Fe II], O II, Ti II, etc. are also indicated. The obtained BCD parameters from the observed BD are given in Table 2.

Only five stars show the typical photospheric BD: AS 202, HK Ori, HD 52721, HD 323771, and CPD –59 2854 (see Fig. 1). The peculiar star in the LMC (LHA 120–S 65) shows an SBD in emission, like the other six Galactic stars: Hen 3–847, Hen 3–1398 (very weak), CD–24 5721, HD 53367, HD 85567, and MWC 877. By contrast, in HD 62623 and HD 58647 the SBD is in absorption (see Fig. 2).

Table 3 lists the stellar parameters: spectral type (ST), T_{eff} , $\log g$, Φ^0 (Φ_b^0 or Φ_{bb}^0 as appropriate), M_v , and M_{bol} , which were derived from the pair (λ_1, D); and the total absorption A_v , which was computed with Eq. 3. The luminosity classes for stars with $\lambda_1 - 3700 > 70$ Å are outside of the BCD spectral-type calibration and are indicated as “V:” in Table 3. On the other hand, as the BCD calibration for $\log g$ of early-type B supergiants has not been done yet; these values were estimated from the $T_{\text{eff}} - \log g$ relationship found by Haucke et al. (2018, given in their Fig. 7).

An additional set of parameters is given in Table 4, such as the stellar luminosity in terms of the solar luminosity, $\log(L/L_\odot)$; the inverse of the “flux-weighted gravity”, $\log(\mathcal{L}/\mathcal{L}_\odot)$, where $\mathcal{L} = T_{\text{eff}}^4/g$ (Langer & Kudritzki 2014); the true distance modulus, $(m - M_v)_0$, and the corresponding distance, d . Column 6 in Table 4 gives the distance, d_G , to each star that results from the measured parallaxes by the Gaia mission, Early Data Release 3 (EDR3, Bailer-Jones et al. 2021), and the corresponding errors. Values of $\log(L/L_\odot)$ were derived from M_{bol} .

4.1. The HR Diagram

To analyse the results, the locations of the studied stars were plotted in the HRD (see Fig. 3, left panel) together with the evolutionary tracks computed with and without rotation ($\Omega/\Omega_c = 0.4$ and $\Omega/\Omega_c = 0.0$), respectively by Ekström et al. (2012). These values are compared with the luminosity expected from Gaia’s distances (d_G , grey symbols), which was obtained using the apparent magnitude m_v from SIMBAD, the bolometric correction given by Flower (1996) and the colour excess $E(B - V)$ derived from the BCD system. We also constructed the spectroscopic HR diagram (sHRD, Langer & Kudritzki 2014) that can be seen in Fig. 3, right panel. This diagram provides a distance-

² The code MIDE3700 is available upon request.

Table 1. Journal of available spectra listing apparent visual magnitudes (from SIMBAD database), observing dates, the observatory where the spectra were taken, exposure times (the number in brackets gives the total number of exposures). The last column lists the different classifications assigned to each star in the literature (for details see the Appendix A section).

ID	m_v	Obs. date yy-mm-dd	Observatory	T_{exp} [s]	Reported classification
Hen 3–847	10.58	2012-03-01	LNA	1200 (1)	HAeBe/post-AGB/sgOB/unclB[e]
		2001-03-09	CASLEO	900/600 (2)	
AS 202*	9.72	2012-04-11	LNA	900/1500 (3)	HAeBe/FS CMA-type
		2012-02-05	CASLEO	900 (1)	
Hen 3–1398	10.62	2011-05-13	CASLEO	2000 (1)	HAeBe/B[e]/nova
HD 62623*	3.93	2012-02-04	CASLEO	10 (1)	sgA[e]/sgB[e]
HK Ori*	11.10	2001-03-09	CASLEO	2100 (1)	HAeBe/HAeB[e]
CD–24 5721*	10.98	2001-03-08	CASLEO	1800 (1)	unclB[e]/FS CMA-type
HD 85567*	8.57	2001-03-08/10	CASLEO	300 (2)	HAeBe/symB[e]/YSO
CPD–59 2854	10.50	2001-03-08	CASLEO	1500 (1)	B[e]
MWC 877	9.27	2001-03-10	CASLEO	300/600 (2)	EM
HD 323771	11.23	2001-03-08	CASLEO	2200 (1)	HAeBe
HD 52721*	6.59	2012-02-04	CASLEO	60 (1)	HAeBe/CBe
HD 53367*	6.96	2012-02-06	CASLEO	60/120 (2)	HAeBe
HD 58647	6.85	2012-02-06	CASLEO	120 (1)	HAeBe
LHA 120–S 65 ^{LMC}	13.39	2006-01-20	CASLEO	900 (1)	EM

Notes. (*) Stars in binary or multiple systems; (^{LMC}) Star in the Large Magellanic Cloud; HAeBe: Herbig Ae/Be star; sgOB: supergiant OB-type star; YSO: young stellar object; EM: emission-line star; CBe: classical Be star.

independent measurement of the stellar luminosity-to-mass ratio. This kind of diagram could help to discuss the evolutionary stage of a star, particularly when it is **ambiguous**.

Table 2. BCD parameters of our star sample. The SBD can be in emission (E), absorption (A), or absent (N) is also indicated.

ID	D [dex]	$\lambda_1 - 3700$ [Å]	Φ_{bb} [μm]	Φ_{b} [μm]	SBD
Hen 3–847 ^(LNA)	0.28	47	...	1.39	E
Hen 3–847	0.29	43	1.24	...	E
AS 202 ^(LNA)	0.45	66	...	1.34	N
AS 202	0.41	72	...	1.20	N
Hen 3–1398	0.02	26	1.72	...	E
HD 62623	0.30	18	...	1.39	A
HK Ori	0.38	55	1.73	...	N
CD–24 5721	0.05	61	1.65	...	E
HD 85567	0.19	47	1.20	...	E
CPD–59 2854	0.13	39	1.58	...	N
MWC 877	0.04	19	2.86	...	E
HD 323 771	0.23	71	1.47	...	N
HD 52721	0.14	82	...	0.97	N
HD 53367	0.06	48	...	1.46	E
HD 58647	0.41	45	...	0.86	A
LHA 120–S 65	0.09	36	0.78	...	E

In the HRD, we found that most of the stars of our sample are in the pre- or main-sequence stage, while only a few are evolved objects. Instead, in the sHRD, many stars appear to be more massive and evolved than in the classical HRD. In both diagrams of Fig. 3, stars HD 52721, HD 53367, HD 323 771, Hen 3–847, CD–24 5721, and AS 202 are located on the Zero Age Main Se-

quence (ZAMS) or very near to it. The known mass discrepancy problem is briefly addressed in Sect. 5.2.

4.2. The *JHK* colour-colour diagram

We use the NIR *JHK* colour-colour diagram (shown in Fig. 4) as a supplementary tool to discuss the controversial nature of the stars in our sample. There, we point out particular regions where B[e] supergiants (green box), LBVs (blue box), and Herbig Be/Ae stars with a moderate or large IR excess (orange box) are usually located (Cochetti et al. 2020a; Kraus 2019; Oksala et al. 2013). The thick grey line, on the left, defines the location of classical supergiants (Worthey & Lee 2011). Data of the same stars are connected with arrows. The NIR colours were corrected using the A_V values derived from the BCD spectrophotometric system given in Table 4 and the reddening law was obtained from Wang & Jiang (2014).

For completeness, we also defined in the NIR colour-colour diagram the region where stars that present the Be phenomenon are located (box and symbols in cyan). We used 3374 Be stars taken from the literature³ to delimit this region. This region is contaminated with Herbig Ae/Be stars that have a small NIR excess (Aidelman & Cidale 2023).

Based on the *JHK* true colours of the stars we identify four stars (Hen 3–1398, HD 62623, CD–24 5721 and AS 202) in the region of the B[e] stars (mainly supergiants, Oksala et al. 2013); three stars (HD 52721, CPD–59 2854, and LHA 120–S 65) are inside the LBV box; four stars (HD 58647, HD 85567, HD 323 771, and HK Ori) are among the Herbig Ae/Be stars, although HD 58647 and HD 85567 are located in

³ The Be Star Spectra database (BeSS); the CoRoT spectroscopic Be stars Atlas; SIMBAD database; Cochetti et al. (2020b); Hou et al. (2016); Jaschek & Egret (1982); McSwain & Gies (2005); McSwain et al. (2009); Raddi et al. (2015); Vioque et al. (2020), and Witham et al. (2008).

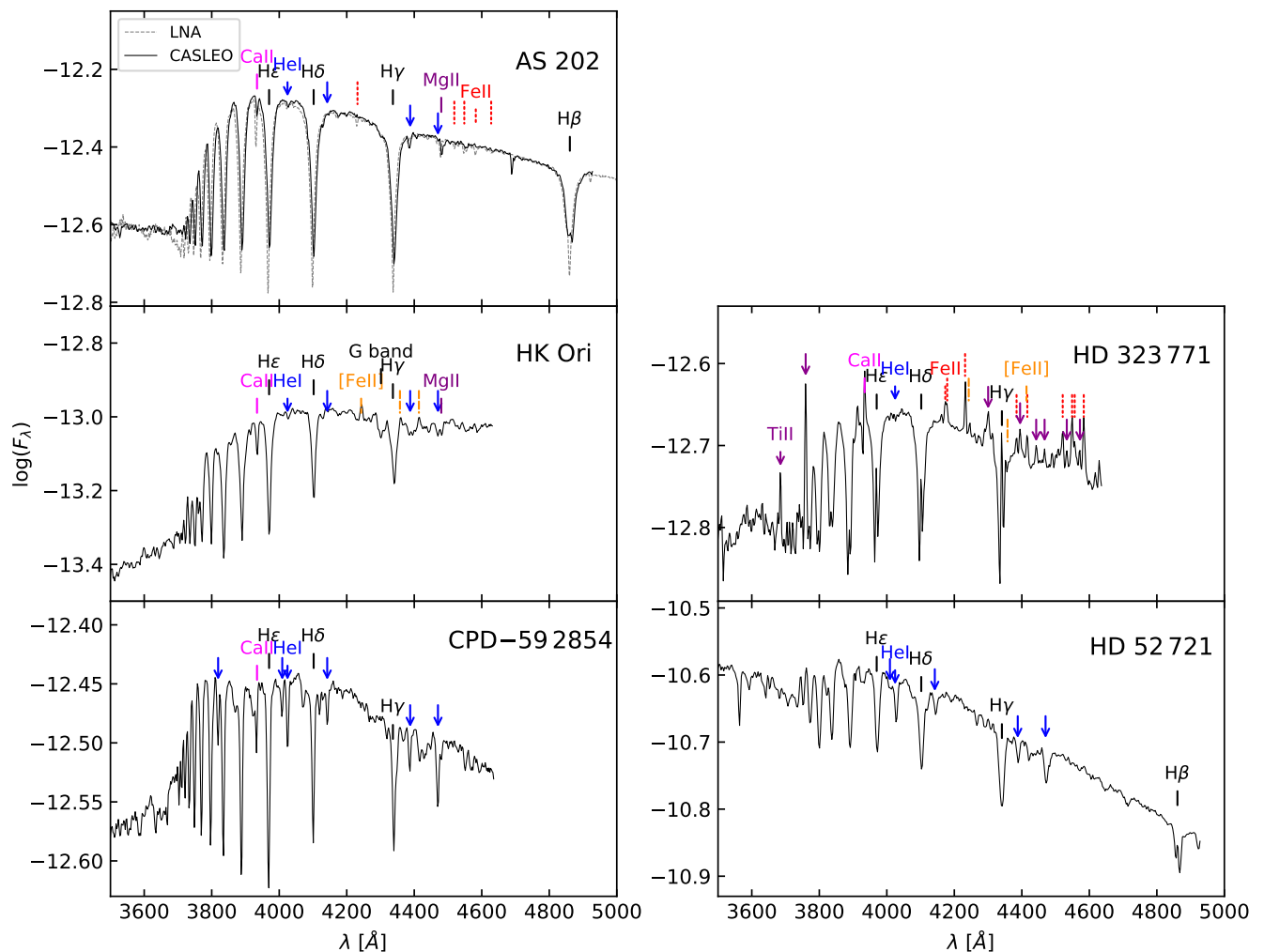


Fig. 1. Low-resolution flux-calibrated spectra taken in CASLEO and LNA for the sample of B[e] and LBV stars that present the BD, but the SBD is absent. The main spectral lines are highlighted. The flux units are $\text{ergs cm}^{-2} \text{sec}^{-1} \text{\AA}^{-1}$.

a region that is also shared by the B[e] supergiants. Finally, we identify three stars (Hen 3–847, HD 53367 and MWC 877) that are outside of the previously defined regions.

4.3. Comments on individual objects

In previous sections, for each star of our sample, we analysed their low-resolution spectra, making line identification and obtaining the BCD parameters. Below we comment on our main results regarding the nature and stellar parameters of the studied stars. See Appendix A for details on previous studies.

Hen 3–847 (CD–48 7859, V1028 Cen, IRAS 12584–4837): This star has an uncertain evolutionary stage. Our low-resolution spectra show an SBD in emission revealing the presence of a dense circumstellar envelope (see Fig. 2). The highest members of the Balmer series are in absorption. The H γ line shows an incipient emission at its core, while the H β line (shown in the LNA

spectrum) displays a broad photospheric absorption with a narrow central emission line. Emission lines of Fe II and [Fe II] are also present. From the spectra taken at different epochs, we derive similar BCD (λ_1 , D) parameters, although the colour gradients are slightly dissimilar because they are measured on spectra with different wavelength ranges. The mean stellar parameters are: $T_{\text{eff}} = 15\,020$ K and $\log g = 3.7$ (see Table 3). These values are in excellent agreement with those found in the literature (see Table A.1).

We estimated a mean visual absolute magnitude $M_v = -1.13$ mag, $A_v = 1.21$ mag and a distance $d \sim 1210 \pm 180$ pc. This value is in between the distances given by Verhoeff et al. (2012, $d = 1660$ pc) and Bailer-Jones et al. (2018, $d = 997^{+379}_{-218}$ pc), but has a large discrepancy with the new value listed in Gaia DR3 (649^{+93}_{-63} pc).

Based on the location of the star in the HR and sHR diagrams (shown in Fig. 3), the star could be either a main sequence or

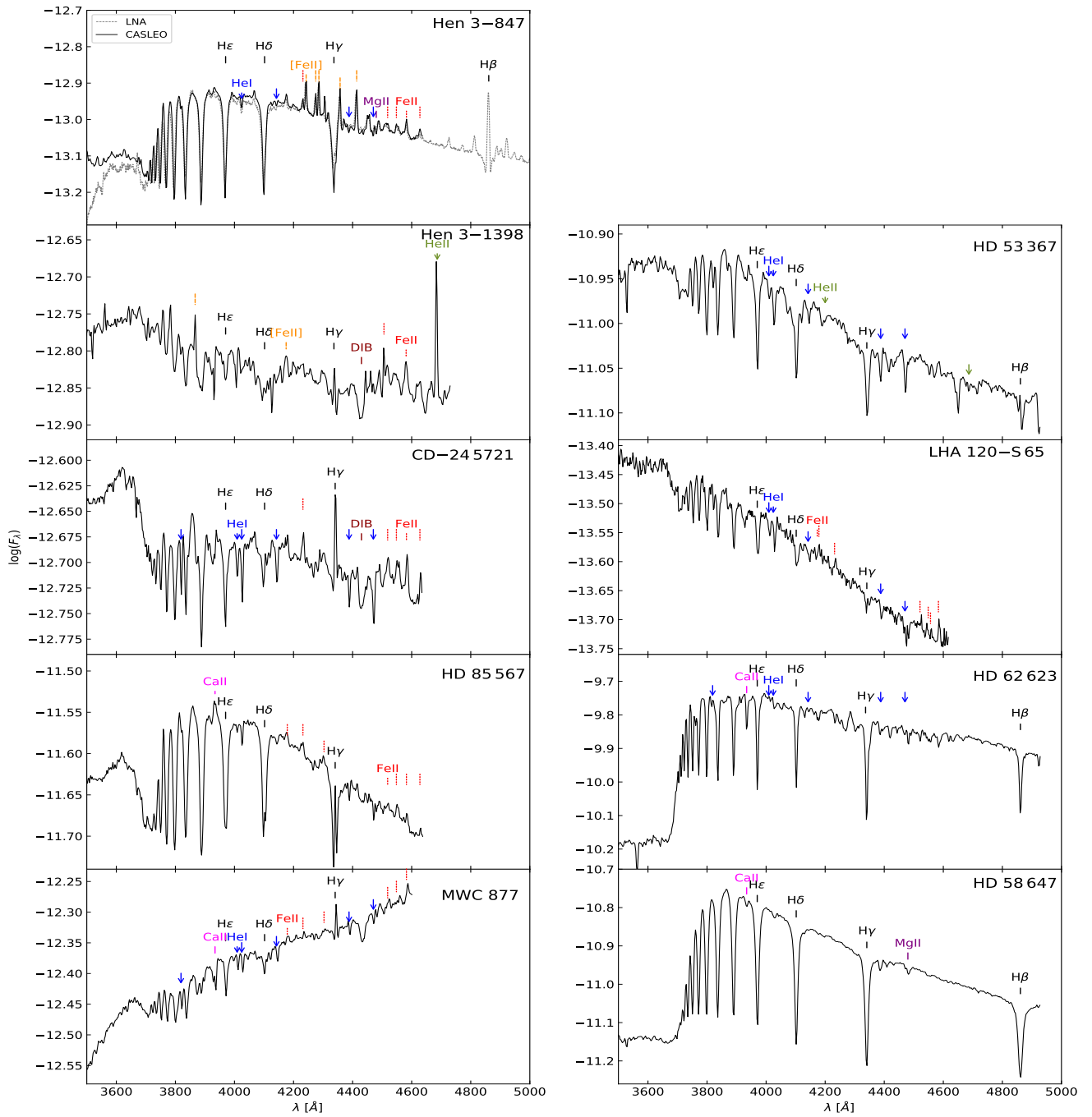


Fig. 2. Low-resolution flux-calibrated spectra taken in CASLEO and LNA for the sample of B[e] and LBV stars that present the BD and the SBD. The main spectral lines are highlighted. The flux units are in $\text{ergs cm}^{-2} \text{sec}^{-1} \text{Å}^{-1}$.

pre-ZAMS star with an initial stellar mass of $5 M_{\odot}$ or $6 M_{\odot}$. **However, the star is located outside of the Herbig Ae/Be and**

Table 3. Stellar parameters obtained from the BCD system.

<i>ID</i>	<i>ST</i>	T_{eff} [K]	$\log g$	Φ^0 [μm]	M_v [mag]	M_{bol} [mag]	A_v [mag]
Hen 3–847 ^(LNA)	B6 IV	15 133 ± 1234	3.8 ± 0.10	0.78 ± 0.01	−1.00 ± 0.22	−2.00 ± 0.32	1.30 ± 0.03
Hen 3–847	B6 IV	14 905 ± 1071	3.6 ± 0.20	0.78 ± 0.01	−1.25 ± 0.21	−2.17 ± 0.27	1.12 ± 0.03
AS 202 ^(LNA)	A1 V:	10 408 ± 548	4.3 ± 0.06	0.98 ± 0.03	0.75 ± 0.18	−0.14 ± 0.27	0.78 ± 0.06
AS 202	A0 V:	10 335 ± 757	4.5 ± 0.06	0.93 ± 0.03	0.65 ± 0.39 ^C	0.33 ± 0.42 ^F	0.56 ± 0.06
Hen 3–1398	B0–1 Ia	25 000 ± 1500	2.9 ± 0.11 ^H	0.69 ± 0.01	−6.43 ± 0.03 ^C	−8.62 ± 0.15 ^F	2.39 ± 0.03
HD 62623	B9 Ib	11 136 ± 318	1.5 ± 0.05 ^H	0.88 ± 0.02	−6.25 ± 0.05 ^C	−6.75 ± 0.09 ^F	1.09 ± 0.03
HK Ori	B9 V	11 940 ± 380	4.1 ± 0.06	0.85 ± 0.02	0.06 ± 0.24	−0.78 ± 0.14	2.05 ± 0.06
CD–24 5721	O8 IV	36 667 ± 3503	3.94 ± 0.09	0.66 ± 0.02	−4.50 ± 0.77	−7.00 ± 0.39	2.29 ± 0.06
HD 85567	B3 III	20 000 ± 1639	3.7 ± 0.16	0.73 ± 0.01	−2.33 ± 0.33	−3.83 ± 0.42	1.12 ± 0.03
CPD–59 2854	B2 II	21 000 ± 917	2.9 ± 0.08	0.71 ± 0.01	−4.25 ± 0.47	−5.50 ± 0.50	2.02 ± 0.03
MWC 877	B3 Ia:	20 000 ± 2292	2.5 ± 0.20 ^H	0.72 ± 0.01	−6.33 ± 0.07 ^C	−8.22 ± 0.26 ^F	4.96 ± 0.03
HD 323 771	B5 V:	17 500 ± 1250	4.3 ± 0.02	0.76 ± 0.01	−1.20 ± 0.19	−2.46 ± 0.34	1.80 ± 0.03
HD 52721	B2 V:	27 361 ± 2611:	4.4 ± 0.09:	0.74 ± 0.03:	−1.61 ± 0.47:	−3.26 ± 1.09:	0.50 ± 0.06
HD 53367	B0 III	32 113 ± 4616	2.9 ± 0.16	0.68 ± 0.01	−4.6 ± 1.35	−6.77 ± 0.58	1.30 ± 0.03
HD 58647	B9 IV	12 203 ± 600	3.4 ± 0.14	0.87 ± 0.02	−0.50 ± 0.13	−1.25 ± 0.19	0.00 ± 0.06
LHA 120–S 65	B2 Ib	22 000 ± 1031	2.6 ± 0.08 ^H	0.70 ± 0.01	−5.67 ± 0.63	−7.00 ± 0.62	0.19 ± 0.03

Notes. Φ^0 is Φ_b^0 or Φ_{bb}^0 according to the wavelength range. The symbol ":" indicates extrapolated values. ^(H) The $\log g$ values are estimated from the $T_{\text{eff}} - \log g$ relationship ($\log g = 3.98 \log T_{\text{eff}} - 14.64$) found by Haucke et al. (2018). ^(C) M_v values are estimated from tables given by Cox (2000). ^(F) M_{bol} values were calculated using the bolometric correction given by Flower (1996).

Table 4. Additional set of stellar parameters for the star sample.

ID	$\log(L/L_{\odot})$	$\log(\mathcal{L}/\mathcal{L}_{\odot})^*$	$(m - M_v)_0$ [mag]	d [pc]	d_G^{**} [pc]
Hen 3–847 ^(LNA)	2.69 ± 0.13	2.31 ± 0.10	10.26 ± 0.23	1127 ± 118	649 ⁺⁹³ _{−63}
Hen 3–847 ^(CASLEO)	2.76 ± 0.11	2.48 ± 0.20	10.79 ± 0.22	1440 ± 143	649 ⁺⁹³ _{−63}
AS 202 ^(LNA)	1.94 ± 0.11	1.16 ± 0.06	8.20 ± 0.20	437 ± 40	335 ⁺³ _{−4}
AS 202 ^(CASLEO)	1.76 ± 0.17	0.95 ± 0.06	8.50 ± 0.40	502 ± 91	335 ⁺³ _{−4}
Hen 3–1398	5.34 ± 0.06	4.11 ± 0.11	14.66 ± 0.06	8536 ± 236	1780 ⁺⁸³ _{−57}
HD 62623	4.59 ± 0.04	4.11 ± 0.05	9.11 ± 0.18	662 ± 54	1124 ⁺³⁵⁷ _{−198}
HK Ori	2.20 ± 0.06	1.56 ± 0.06	9.00 ± 0.24	630 ± 71	...
CD–24 5721	4.69 ± 0.16	3.71 ± 0.10	13.14 ± 0.77	4245 ± 1515	3255 ⁺¹⁴⁸ _{−164}
HD 85567	3.42 ± 0.17	2.99 ± 0.16	9.80 ± 0.33	913 ± 138	1036 ⁺¹⁷ _{−15}
CPD–59 2854	4.09 ± 0.20	3.82 ± 0.08	12.72 ± 0.48	3505 ± 768	3144 ⁺¹⁰⁴ _{−108}
MWC 877	5.18 ± 0.10	4.12 ± 0.21	10.57 ± 0.08	1297 ± 46	1501 ⁺⁶⁹ _{−56}
HD 323 771	2.87 ± 0.14	2.02 ± 0.04	10.78 ± 0.20	1432 ± 129	1074 ⁺²⁶ _{−29}
HD 52721	3.19 ± 0.44	2.72 ± 0.10	7.72 ± 0.42	479 ± 76 ^{***}	...
HD 53367	4.6 ± 0.23	4.49 ± 0.17	10.27 ± 1.35	1131 ± 701	1599 ⁺⁹²⁶ _{−458}
HD 58647	2.39 ± 0.08	2.32 ± 0.14	7.35 ± 0.13	295 ± 7.67	302 ⁺² _{−2}
LHA 120–S 65	4.69 ± 0.25	4.12 ± 0.08	18.87 ± 0.63	59564 ± 17305	27343 ⁺¹³³²⁴ _{−6129}

Notes. ^(*) $\log(\mathcal{L}/\mathcal{L}_{\odot}) = 4 \log(T_{\text{eff}}) - \log g - \log \mathcal{L}_{\odot}$ (Langer & Kudritzki 2014). ^(**) Distance values taken from Bailer-Jones et al. (2021). ^(***) The distance was calculated assuming a binary system with a difference of 0.7 mag in m_v (Aitken & Doolittle 1932).

sgb[e] regions in the NIR colour-colour diagram. Although the anomalous colours of this star resemble those observed in the FS CMA type objects (Miroshnichenko 2007), the star has not been confirmed as a binary system yet.

AS 202 (Hen 3–174, IRAS 08307–3748, FX Vel): The low-resolution spectra display mainly broad photospheric H lines in absorption that reveal an A0V star. We also identify weak He I lines.

The H and Ca II lines are variable. Particularly, the H β line profile presents a narrow and variable emission component at its core. This component seems to be weaker than the one reported by Miroshnichenko et al. (2007). No other emission lines are observed in the optical spectral range shown in Fig. 2.

Using the BCD spectrophotometric system, we classify the primary star as an A0–1 V spectral type located at a mean distance of 470 pc. The obtained spectral type agrees with the classification done by Eggen (1978) and Aldoretta et al. (2015),

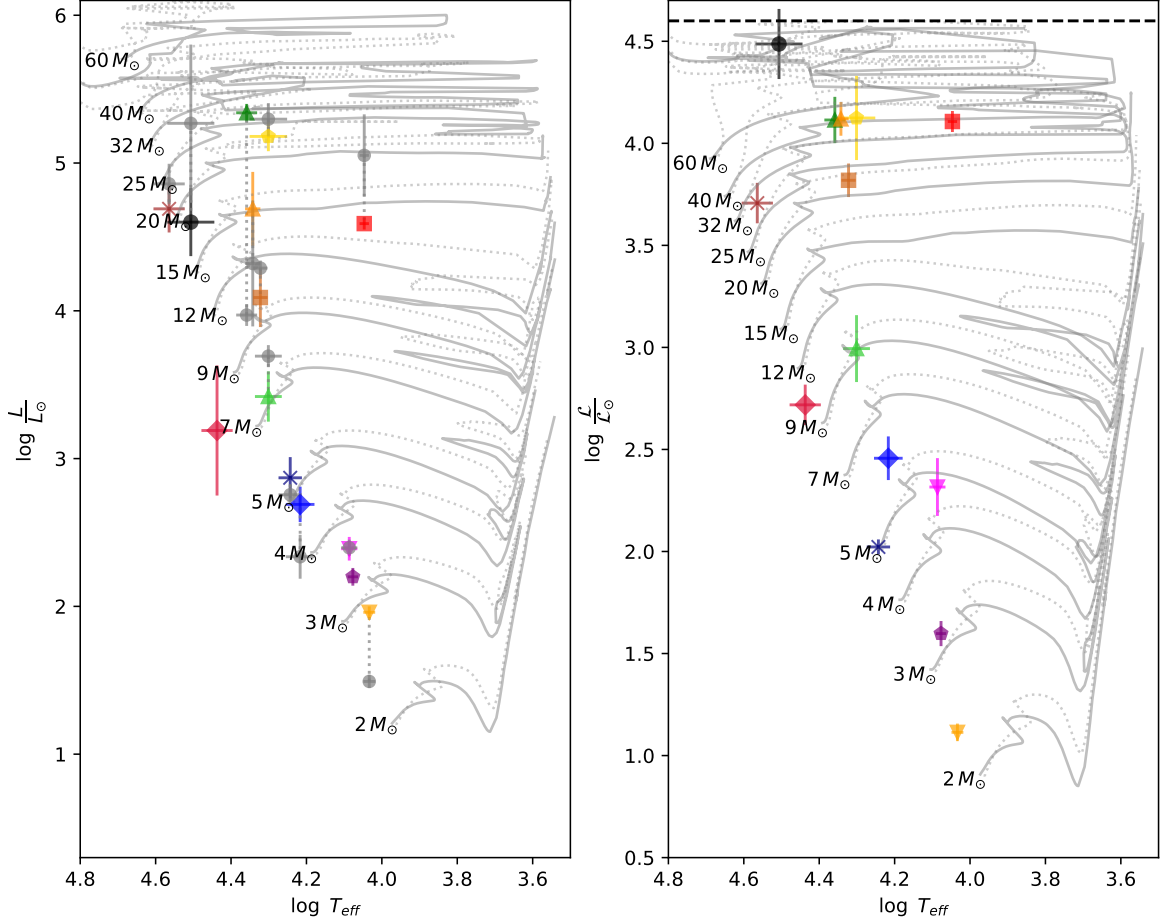


Fig. 3. *Left:* The HR diagram for the stars of our sample (coloured symbols). The grey circles indicate the positions of stars as if they were located at distances given by Gaia EDR3 (Bailer-Jones et al. 2021). The BCD and Gaia positions of the same object are connected with dotted lines. Evolutionary tracks with and without rotation ($\Omega/\Omega_c = 0.4$ and $\Omega/\Omega_c = 0.0$ in dotted and solid lines, respectively) were taken from Ekström et al. (2012). The positions of Hen 3–847 and AS 202 correspond to mean measurement values obtained at CASLEO and LNA. *Right:* The sHR diagram. The dashed black line at $\log L/L_\odot = 4.6$ corresponds to the Eddington luminosity limit for a hydrogen-rich composition (Langer & Kudritzki 2014).

while the distance derived from the BCD parameters is somewhat greater than the one obtained from *Gaia* mission ($d = 353^{+6}_{-6}$ pc and $d = 335^{+3}_{-4}$ pc, Bailer-Jones et al. 2018, 2021, respectively).

Based on the location of AS 202 in the HR diagram, it can be either a main sequence or a pre-main sequence star with an initial stellar mass of $2.3 - 3 M_\odot$ (see Fig. 3).

Hen 3–1398 (CPD–38 6814, MWC 878, IRAS 17213–3841, CD–38 11837): The stellar spectrum shows the high members of Balmer lines in absorption. The core of $H\gamma$, $He\ II\ \lambda 4686$ and lines of $Fe\ II$ and $[Fe\ II]$ are in emission. Strong **DIBs** at $\lambda 4430\ \text{\AA}$ and $\lambda 4502\ \text{\AA}$ are present.

Based on our BCD results, the presence of a small BD ($D = 0.02$), and the location of the star inside the B[e] supergiant region in the NIR colour-colour diagram, we suggest that Hen 3–1398 is a massive **B0–B1 Ia supergiant**. The obtained $T_{\text{eff}} = 25\ 000\ \text{K}$ and $E(B - V) = 0.77\ \text{mag}$ correspond to

extrapolated values from the BCD calibration curves. They agree with those calculated by Carmona et al. (2010, 25 400 K and 0.74 mag). However, the spectral type of this star could be slightly earlier, i.e., **O9 I**, considering the presence of a very strong emission in the $He\ II\ \lambda 4686$ line and uncertainties arising from the extrapolation. This line is a luminosity indicator in O-type stars (Conti & Leep 1974; Walborn 1977; Sota et al. 2014). Venero et al. (2002) showed that the $He\ II$ line profiles observed among OB stars can be attributed to different conditions in the stellar wind and their intensities are very sensitive to the gravity effect. From a theoretical point of view, the $He\ II\ \lambda 4686$ line can be observed in emission also in B supergiant stars with $T_{\text{eff}} \sim 25\ 000\ \text{K}$.

The BCD absolute magnitude calibration for hot supergiants is not completed (for $\lambda_1 - 3700 < 30\ \text{\AA}$), and extrapolating values for small λ_1 will introduce large errors. To estimate a rough distance to Hen 3–1398 we adopted the M_v value from Cox (2000). In this way, taking $M_v = -6.43\ \text{mag}$, $m_v = 10.62\ \text{mag}$, and

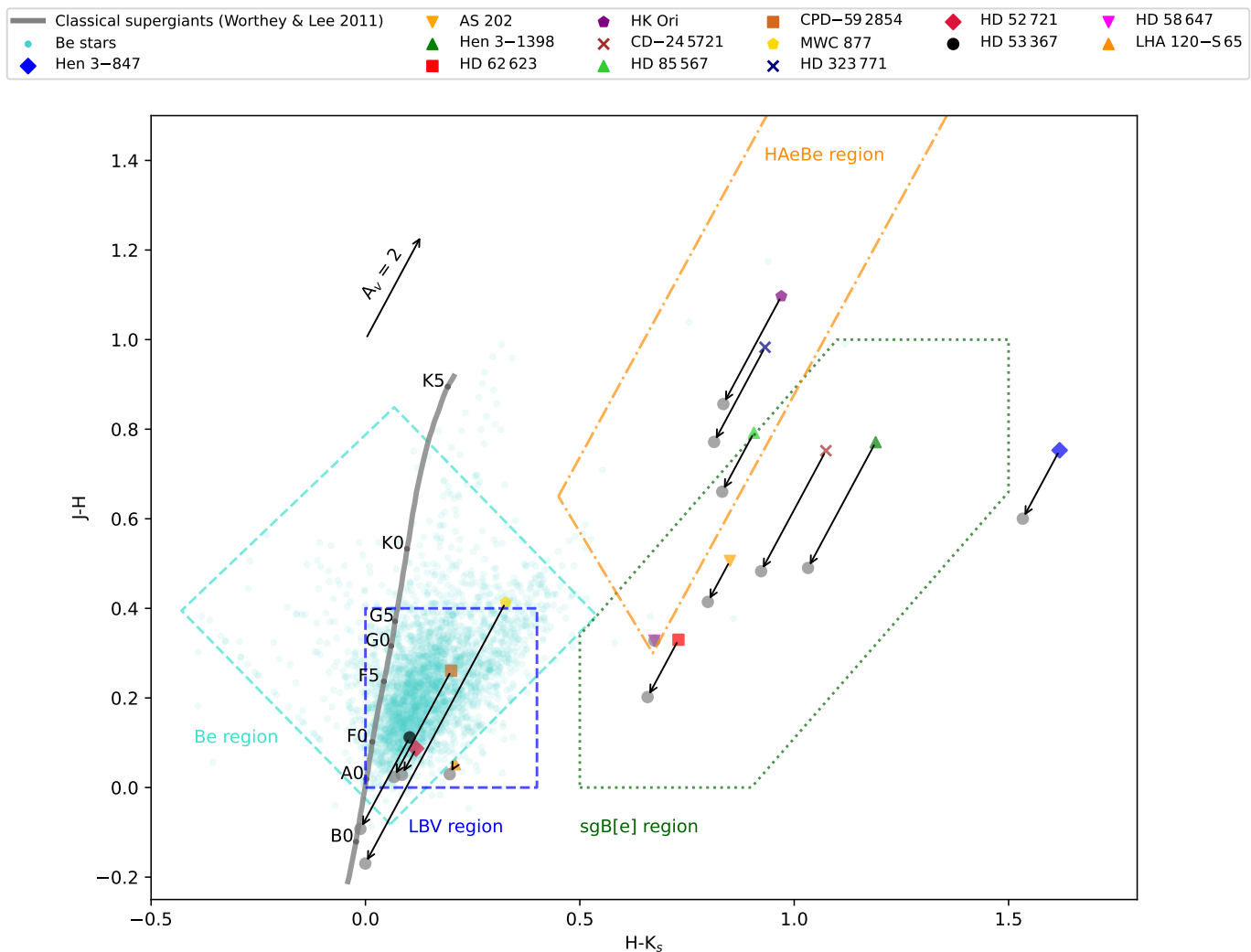


Fig. 4. Near-infrared colour-colour diagram. Apparent colours are marked by coloured symbols and true colours are represented by filled grey circles. Data of the same stars are connected with arrows.

$E(B - V) = 0.77$ mag, the distance modulus is 14.53 mag that leads to a distance of 8536 ± 236 pc. **Moreover, the presence of a strong DIB $\lambda 4430$ supports that the star has a high interstellar reddening, which is consistent with a derived large distance.**

HD 62623 (3 Puppis, HR 2996, IRAS 07418-2850): The star exhibits a spectrum dominated by H lines in absorption and has an important SBD in absorption (see Fig. 2) that reveals the presence of a prominent and dense circumstellar gaseous disc.

From the BCD system, we found that HD 62623 is a B9 Ib supergiant star (in concordance with Stephenson & Sanduleak 1971) with a large colour excess $E(B - V) = 0.35 \pm 0.06$ mag. Then, assuming $M_V = -6.25$ mag (value taken from Cox 2000), for $R_V = 3.1$, we calculate a distance modulus of 9.11 mag. This value gives a distance of 662 ± 54 pc, which is in excellent agreement with the distance obtained by Meilland et al. (2010, $d = 650 \pm 100$ pc) and Bailer-Jones et al. (2018, $d = 664^{+240}_{-140}$ pc) but it disagrees with the Gaia EDR3 estimate ($d = 1124^{+357}_{-198}$ pc).

The NIR colours of the star support its nature as a B[e] supergiant in the JHK colour-colour diagram.

HK Ori (MWC 497, IRAS 05286+1207, TYC 709-857-1): The spectrum shown in Fig. 2 reveals weak lines of He I and Mg II consistent with a B8V spectral type. The H lines are observed in absorption, but H γ and H δ are weak and might be partially filled in by emission. The [Fe II] lines are observed in emission. The G band is also present, supporting the presence of a cool secondary companion.

From the BCD classification system, we derived a spectral type B9V and a $T_{\text{eff}} = 11\,940$ K, which are consistent with the He I features identified in the spectrum. These BCD stellar parameters agree with the spectral type and temperature obtained by Whittet et al. (1983) and Garrison (1978), respectively.

The NIR JHK colours put the star in the Herbig Ae/Be region. Moreover, the locus of the star in the HR diagram is compatible with a pre-main/main sequence star of $3 - 3.3 M_{\odot}$ at a distance of 630 pc. The location on the sHR diagram supports this result. The distance and stellar mass are somewhat greater than the values found in the literature (~ 460 pc, $1.7 - 2 M_{\odot}$, see Tables A.1 and A.2).

CD-24 5721 (Hen 3-52, ALS 612, IRAS 07370-2438): The observed B&C spectrum displays He I lines in absorption whose

intensities are consistent with an MK spectral type O8. The SBD is in strong emission, suggesting the star has a dense circumstellar envelope (see Fig. 2).

Using the BCD spectrophotometric system, we derived a $T_{\text{eff}} = 36\,600$ K. We also estimated an initial stellar mass of $21 M_{\odot}$ and a distance of 4200 pc. Our spectral classification (O8 IV) agrees with that done by Nordström (1975) but it does not match the previous BCD classification done by Cidale et al. (2001) since it was based on measurements performed in a non-flux calibrated spectrum.

We found that this object is located near the ZAMS (see Fig. 3). However, it presents NIR colours expected for sgB[e]s, as shown in Fig. 4. We return to the discussion on its nature in Sect. 5.

HD 85567 (CPD–60 1510, Hen 3–331, V 596 Car): Our spectrum shows an SBD in emission, revealing the presence of a dense circumstellar envelope. The star presents broad H absorption lines with a narrow central emission. The He I lines are also in absorption, while the lines of Fe II and Ca II are in emission.

The BCD system yields a B3 III star with a $T_{\text{eff}} = 20\,000$ K, a value that is in very good agreement with that derived by Miroschnichenko et al. (2001) and Manoj et al. (2006). The star has NIR *JHK* colours as typically expected for Herbig Ae/Be stars and sgB[e] stars. This ambiguity is also evident in Fig. 3, where the object seems to be in the HRD as a main sequence star, while in the sHRD, it appears as an evolved star. We obtained a distance to the star of 913 pc, in excellent agreement with the measurement obtained from Gaia mission (Bailer-Jones et al. 2018, 2021, $d = 1002^{+30}_{-28}$ pc and $d = 1036^{+17}_{-15}$ pc, respectively) and by Fairlamb et al. (2015, $d = 910$ pc).

CPD–59 2854 (WRAY 15–689, IRAS 10538–5958): The B&C spectrum around the BD exhibits intense hydrogen, helium, and O II absorption lines. Apart from the fact that the H γ line seems to be filled in by emission, we do not observe any other emission feature in the observed spectral wavelength range.

Using the BCD system, the stellar parameters of the star have been derived for the first time (see Tables 3 and 4). We have assigned the star a B2 II spectral type, close to the classification by Graham (1970). In addition, the distance determined in this work ($d = 3.505 \pm 0.768$ kpc) agrees very well with that estimated by Bailer-Jones et al. (2018, 2021, $d = 3.825^{+0.480}_{-0.386}$ kpc and $3.144^{+0.104}_{-0.108}$ kpc, respectively). According to the star's locus in the HRD and sHRD, the initial stellar mass might be 9–10 M_{\odot} or 20–25 M_{\odot} , respectively. This last value is consistent with the fact that the star is inside the LBV region in the CCD (see Fig. 4).

MWC 877 (HD 323154, CD–38 11806, Hen 3–1393, IRAS 17197–3901): The blue region of the spectrum shows many narrow absorption lines of hydrogen and helium, while the core of H γ and the Fe II forest lines are seen in emission (see Fig. 2). The height of the Balmer jump is consistent with a spectral type B3 Ia in excellent agreement with that reported by Vijapurkar & Drilling (1993). This star presents an SBD in emission and seems to be located in a region with a very anomalous interstellar extinction, $A_V = 4.96$ mag derived by the BCD. **Consequently**, the corrected *JHK* colours put the star outside (but nearby) the LBV region.

The stellar distance estimated through the BCD method (1.297 ± 0.046 kpc) is in excellent agreement with that derived from GAIA parallax (Bailer-Jones et al. 2018, $d = 1.270^{+0.147}_{-0.120}$ kpc) but lower than that reported from GAIA Early

Data Release 3 (EDR3, $d = 1.501^{+0.069}_{-0.056}$ kpc, Bailer-Jones et al. 2021).

The presence of an SBD and the location of the star in the NIR colour-colour and HR diagrams point to a supergiant star with a disk. We do not discard that the star could be an LBV candidate.

HD 323771 (CD–39 11602, Hen 3–1425, IRAS 17306–3921): Our spectrum shows strong and broad H lines in absorption. In addition, these lines exhibit narrow emission components in their cores that are seen up to the end of the Balmer series. The star also presents very weak He I lines. The Ca II, Fe II, Ti II and [Fe II] lines are in emission.

The BCD spectral type, B5 V, is in very good agreement with that reported by Vieira et al. (2003) and Herbst (1975). Although, the latter proposed that the star is B5 or later. We derived a distance of $1\,432 \pm 129$ pc which is greater than but still in fair agreement with the distance derived from GAIA DR2 and EDR3 (Bailer-Jones et al. 2018, 2021, $d = 1072^{+69}_{-61}$ pc and $d = 1074^{+26}_{-29}$ pc, respectively).

Based on the features in the stellar spectrum, the BCD parameters, and the position of the star in the HR and *JHK* diagrams, we classify it as a Herbig Ae/B[e] star of $\sim 5.5 M_{\odot}$.

HD 52721 (GU CMa, MWC 164, IRAS 06594–1113): The optical spectrum exhibits broad lines of H and He I. The H β line presents a weak emission in the core. Very tiny emission lines of the Fe II forest are present. The BCD parameters suggest a spectral type B2 V: with $T_{\text{eff}} = 27\,361 \pm 2\,611$: K and $\log g = 4.4$ at a distance $d = 479 \pm 76$ pc. This distance was obtained considering that the star is a visual binary with a magnitude difference of ~ 0.7 mag (Aitken & Doolittle 1932). The effective temperature is higher than the values found in the literature, but the distance agrees with that reported by Fairlamb et al. (2015).

We also found that the star has anomalous *JHK* colours, which resemble those typically seen in LBV and Be stars (see Fig. 4). Its location in the HR diagram indicates that it is a young stellar object of $7 M_{\odot}$. This value is lower than that obtained by Fairlamb et al. (2015, $9.5 M_{\odot}$), which better agrees with the star's locus in the sHRD.

HD 53367 (V 750 Mon, MWC 166, IRAS 07020–1022): The spectrum of this star displays He I and He II lines. All the lines are in absorption with the exception of the presence of a weak and narrow emission in the H β core. The SBD is in emission. The star is associated with a dark nebula but has a surface gravity more representative of evolved stars.

We derived a B0 III spectral type for the star. This very luminous and massive B[e] star is also located within the star-forming CMa OB1 association at a distance of $d = 1131$ pc. This value is lower than the measurement provided by Gaia EDR3 ($d = 1599^{+926}_{-458}$ pc), which is given with high uncertainty.

HD 58647 (BD–13 2008, IRAS 07236–1404): The star shows a spectrum with the Balmer lines and the Mg II $\lambda 4481$ line in absorption. The star has a spectral type B9 IV and presents an SBD in absorption. This SBD could be related to the presence of the detected magnetosphere (Järvinen et al. 2019).

The BCD spectral type accords well with that given by Jaschek et al. (1980). The distance obtained (295 ± 7.7 pc) is also in good agreement with the value reported by van den Ancker et al. (1998) and Gaia EDR3 (280^{+80}_{-50} pc and 302 ± 2 pc, respectively).

The star is located within the zero-age main sequence and has *JHK* colours consistent with those of Herbig Ae/Be or sgB[e] stars. The star also presents polycyclic aromatic hydrocarbons (PAH) bands (Acke et al. 2010).

LHA 120–S 65 (AL 18, 2MASS J04470544–6816167): The spectrum of this star is shown for the first time. In the observed spectral region, it displays the He I lines and the highest members of the Balmer series in absorption. A few Fe II lines of permitted transitions are seen in emission (see Fig. 2). The Balmer jump corresponds to a B2 Ib star, **showing** an SBD in emission. The derived BCD stellar parameters are $T_{\text{eff}} = 22\,000$ K and $\log g = 2.6$. Based on the star’s locus in the HR and *JHK* diagrams, it could be an LBV in a quiescence phase.

The distance modulus derived here matches well with the weighted mean distance modulus of the LMC, 18.477 ± 0.004 mag ($d = 49.6$ kpc) (Pietrzyński et al. 2019). Whilst the value reported in the GAIA DR3 release disagrees completely with the expected for the LMC.

5. Discussion

We studied low-resolution flux-calibrated spectra for a sample of 14 stars in transition phases showing the B[e] phenomenon and LBVs. These stars are usually deeply embedded in their circumstellar environments rendering it difficult to derive proper stellar parameters and disentangle their evolutionary stage.

In this work, we used the BCD spectrophotometric classification system, which is independent of interstellar extinction and circumstellar contributions, and derived the stellar parameters. In addition, based on the star’s loci in the HRD, sHRD, and the *JHK* colour-colour diagram, we discuss their evolutionary stages.

5.1. Fundamental parameters

In general, the BCD system has proved to be a reliable tool to derive the stellar parameters and physical properties of normal B-type stars and those with emission lines, for example, Be, B[e] and LBV stars (Cidale et al. 2001; Zorec et al. 2005; Aidelman et al. 2018, among others). However, for stars showing the B[e] phenomenon, we cannot be completely sure that the Balmer discontinuity corresponds only to some photospheric-like regions of the central star. In the same way, the spectroscopic lines of these complicated objects originate from both the stellar photosphere and circumstellar regions. Therefore, both techniques might not accurately reflect the intrinsic properties of the central object. Nevertheless, the Balmer discontinuity is often less contaminated by circumstellar features than the optical part of the spectrum. Thus, the derived fundamental parameters may likely better characterise the properties of the deep photospheric layers.

In the cases of interacting binary systems, the determination of the intrinsic properties of the stars is more complex. For example, a change of the spectral type from the blue to the red part of the spectrum might occur, as was reported by Strom (1983) in HK Ori. This could also be the case of HD 62623. For this star, the BCD spectral type and effective temperature (B9 Ib and $11\,136 \pm 318$ K) are higher than the value obtained by Miroshnichenko et al. (2020, A3 I, $T_{\text{eff}} = 8\,500$ K) who also derived the binary orbital parameters. The discrepancy might come from measurements **made** in different spectral ranges, epochs and orbital phases. For instance, in the blue part of the spectrum (Fig. 1), **the intensity of the Ca II K line relative to the H lines**

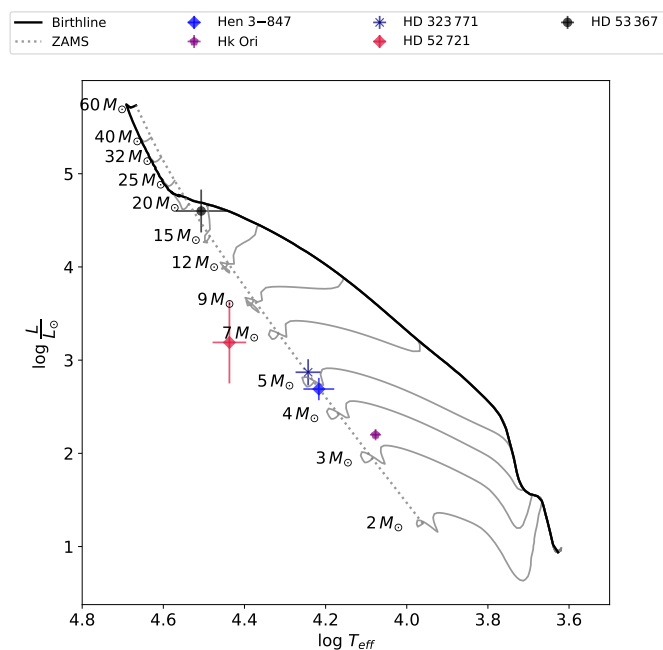


Fig. 5. Location of the young stellar objects in the HR diagram. Pre-main sequence evolutionary tracks are from Haemmerlé et al. (2019). The zero-age main sequence (dotted line) and birth line (solid line) are also plotted. Numbers refer to the stellar masses (in solar masses) when reaching the zero-age main sequence.

(in particular to He ϵ + Ca II H) are consistent with a B9 I spectral type (Gray & Corbally 2009). In addition, our spectrum exhibits weak lines of He I at λ 4026, 4143, and 4471 Å. However, the optical lines in the spectral range 4400 – 4600 Å resemble an A3 I star (Miroshnichenko et al. 2020). To discuss the discrepancy found, we also analyse our spectrum with the ULYSS software package⁴ (University of Lyon Spectroscopic analysis Software, Koleva et al. 2009), and obtained a $T_{\text{eff}} = 10\,392 \pm 179$ and $\log g = 1.89 \pm 0.05$. These new values are also consistent with a B9 I (Cox 2000). We believe the star shows spectral variability with the spectral range and its spectrum also varies with the orbital phase.

Something similar could occur in the binary HD 85567 where the intensity of the Balmer jump leads to a $T_{\text{eff}} = 20\,000 \pm 1639$ K and while Khokhlov et al. (2017) obtained $\sim 15\,000 \pm 500$ K from the optical range. However, in both works, the derived luminosity for the star is the same.

Both HD 62623 and HD 85567 are good candidates to study deeply their spectral variability with the orbital phase using the BCD classification system. This would allow us to discuss the influence of binarity in the determination of the fundamental parameters or possible constraints of the BCD method.

5.2. On the evolutionary stage

a) Pre- and main-sequence stars:

In a recent work, Aidelman & Cidale (2023) confirmed three kinds of HAeBe stars that present different amounts of NIR radiation excess using different reddening-free Q parameters. A group of HAeBes with small IR excess (Group I) shares properties with LBVs

⁴ <http://ulyss.univ-lyon1.fr/http://ulyss.univ-lyon1.fr/>

and some CBe stars. These stars are located in the region bounded by $-0.2 < (H-K_s) < 0.2$ and $-0.2 < (J-H) < 0.2$ (Chen et al. 2016) and host huge amounts of cool dust at large distances from the star (Oksala et al. 2013). A second group with moderate IR excess (Group II) is located in the region shown in Fig. 4 as HAeBe. Their excesses of IR radiation probably indicate the influence of a bright nebula associated with low temperatures or thermal emissions from the surrounding dust (Hillenbrand et al. 1992). The Group III with a large IR excess and hot dust (Oksala et al. 2013) shows similar properties to some sgB[e]s stars.

From the present study, we found nine stars located on the ZAMS or main-sequence (MS) in the HRD region: Hen 3–847, HK Ori, AS 202, CD–24 5721, HD 52721, HD 53367, HD 58647, HD 85567, and HD 323771. Some of these stars are associated with star-forming regions. Considering the locations of HK Ori and HD 323771 in the HRD and NIR colour-colour diagram, they are Herbig Ae/Be stars with moderate IR excess. This classification agrees with previous ones found in the literature (see Appendix A). In Table 5, we defined them as Group II HAeB[e] objects according to their NIR colours.

HD 52721 and HD 53367 have NIR colours typically seen among LBVs or CBe stars, as shown in Fig. 4. Both locations also coincide with the region delimited for the Group I HAeBe stars with less or no infrared excess. Since the HAeBes have masses between $\sim 2 M_{\odot}$ and $\sim 15 M_{\odot}$ (Herbig 1960; Hillenbrand et al. 1992; Vioque et al. 2022), only HD 52721 fulfils the HAeBe classification criterion. Instead, HD 53367, which also belongs to a multiple system (Corporon & Lagrange 1999; Pogodin et al. 2006), has a mass slightly higher than $15 M_{\odot}$ (Figs. 3 and 5), and the BCD classification system points it out as a B0 III-type star. Therefore, we conclude it is a young massive B[e] star, likely of the FS CMa-type.

Regarding HD 58647 and HD 85567, they are located in the main sequence, as shown in the Fig. 3 but they are not immersed in star-forming regions. On the other hand, their NIR colours locate them in the area shared by HAeBe and sgB[e] objects, suggesting processed circumstellar dust. It is also essential to address that the derived BCD distances are in very good agreement with the GAIA EDR3 ones indicating that the spectral type and luminosity class derived in this work are plausible.

The last two stars, AS 202 and CD–24 5721, are reported as binaries or multiple systems (see Appendix A) and are neither associated with star-forming regions. Both stars, like HD 85567, are main-sequence objects showing strong IR emission due to the presence of processed dust as they share photometric properties with the sgB[e]. The dust emission could originate from mass exchange binary interactions, as typically seen in the FS CMa objects. Furthermore, considering the location of CD–24 5721 in the HRD, which is near the ZAMS, it is a massive star that might undergo rejuvenation.

b) Evolved stars:

According to the BCD classification, we found five stars (Hen 3–1398, HD 62623, CPD–59 2854, MWC 877, and LHA 120–S 65) that evolved from the main sequence and are located in the supergiant region, see Fig. 3. Two of them, HD 62623 and Hen 3–1398, also lie in the sgB[e] region in the colour-colour diagram, therefore we accept

Table 5. Evolutionary stage determined in this work for the stars in our sample.

ID	ST_{BCD}	Object type
Hen 3–847	B6 IV	young B[e] / FS CMa ^c
AS 202	A1 V:	FS CMa
Hen 3–1398	B1 Ia	sgB[e]
HD 62623	B9 Ib	sgB[e]
HK Ori	B9 V	group II HAeB[e]
CD–24 5721	O8 IV	young B[e] / FS CMa ^c
HD 85567	B3 III	FS CMa
CPD–59 2854	B2 II	LBV ^c
MWC 877	B3 Ia	LBV ^c
HD 323 771	B5 V:	group II HAeB[e]
HD 52721	B2 V:	group I HAeB[e]
HD 53367	B0 III	young B[e] / FS CMa ^c
HD 58647	B9 IV	Slightly evolved B[e]
LHA 120–S 65	B2 Ib	LBV ^c

Notes. ^(c) Star classified as a candidate to FS CMa or LBV type.

them as sgB[e]. The other three stars (CPD–59 2854, LHA 120–S 65, and MWC 877) were classified as LBV candidates, according to the BCD spectral types and NIR colours.

Finally, Table 5 summarises the proposed evolutionary classification scheme for our studied star sample. The young stellar objects are plotted in Fig. 5, where the pre-main sequence evolutionary tracks are from Haemmerlé et al. (2019).

5.3. HRD vs sHRD

The initial masses derived from the HRD and the pre-main sequence evolutionary tracks are very similar. In addition, when comparing the locations of our stars in the HR with the sHR diagram, we find that stars with initial masses lower than around $10 M_{\odot}$ lead to similar masses in both diagrams (at least the observed discrepancy is of the order of $1 M_{\odot}$). However, the mass discrepancy becomes significant for stars with masses above $10 M_{\odot}$.

A plausible explanation for this discrepancy might be attributed to binarity. This could be the case of HD 53367, reported as a multiple system (see Fig. 3). Supporting this idea, Burkholder et al. (1997) found a good agreement between evolutionary and dynamical masses up to $25 M_{\odot}$. They also concluded that in semidetached or contact binary systems, the derived masses for each component are significantly less than that expected from single-star evolutionary models, suggesting that mass lost from each star is generally not accreted onto the companion.

However, the same authors pointed out that for larger masses, HRD or sHRD would have limited applicability because of the lack of good distances and inclinations, or because the systems fill (or overfill) their Roche lobes, and would be valid only for the study of single stars. Therefore, overall, for low- and intermediate-mass stars, one can use the spectroscopically determined effective temperature and gravity to obtain the stellar mass-to-luminosity ratio, with both HRD and sHRD being adequate (Langer & Kudritzki 2014).

For the case of our LBV candidates and sgB[e] stars, the HR diagram indicates a mass clearly below the value given in the

sHR diagram. According to Langer & Kudritzki (2014), both diagrams can be used together to identify overluminous stars. These authors explained that the discrepancy could be due to an additional mass-loss process not accounted for in the single-star evolutionary tracks or an unusual mixing process inside the star. Castro et al. (2018) also observed mass discrepancies in their analysis of massive stars in the Small Magellanic Cloud. They found that the stellar masses derived from the sHRD for Be and most luminous stars are systematically larger than those obtained from the conventional HR diagram. These authors suggested that the well-known spectroscopic mass-discrepancy problem may be linked to the fact that both groups of stars have outer envelopes that are nearly gravitationally unbound. When considering the previous discussion, the initial masses related to the position in the sHRD of our LBV candidates (CPD–59 2854, MWC 877 and LHA 120–S 65) seems to be more adequate compared with the typical values given by Smith (2017).

5.4. The size-luminosity relation

Interferometric studies have revealed that for most Herbig Ae/Be stars, there is a correlation between the dust disk inner size (r_{in}) and the stellar luminosity (cf. Marcos-Arenal et al. 2021). There are two main models that propose a linear relationship between $\log r_{\text{in}}$ and $\log(L/L_{\odot})$. The magnetospheric accretion scenario (“optically thin-MA model”, Uchida & Shibata 1985; Shu et al. 1994) suggests that the stellar magnetic field connects the optically-thin gas disks with the central star. In this model, gaseous discs are inner to dust discs. In this scenario, the correlation ($r_{\text{in}} \propto L_{\star}^{1/2}$) was probed through the spatially resolved NIR continuum emission (Monnier et al. 2005; Ababakr et al. 2016). Although the found correlation has a significant scatter, the characteristic size of a given source seems to be directly related to the radius of dust sublimation of relatively large grains ($\sim 1 \mu\text{m}$), with sublimation temperatures in the range 1 000 – 2 000 K.

The second model consists of an optically thick gas disk that partially shields the stellar radiation, allowing the dust to survive closer to the star, hence shrinking the value of r_{in} . This gaseous disk could reach the stellar surface and directly accrete through a hot, dense boundary layer. This is called the “optically thick-BL model” (Hillenbrand et al. 1992).

In this subsection, we estimate and discuss the dust disk inner sizes (r_{in}) of our star sample classified as HAeB[e], young massive stars and main-sequence stars (Table 5) from the BCD stellar luminosity. Table 6 lists the r_{in} values for the upper and lower limits using thin-MA and thick-BL models (see Fig. 3 and formulae in Marcos-Arenal et al. 2021). Mean values are given in brackets.

Mainly, HD 85567 was observed with AMBER/VLTI by Vural et al. (2014). These authors modelled the observations with geometric ring models with inner radii approximately 3–5 times smaller than that predicted from an optically thin disk model. They remarked that their result further supports the existence of an optically thick gaseous inner disk shielding the stellar radiation. Therefore, using the size-luminosity correlation for the optically thick-BL model, we estimated a mean $r_{\text{in}} \sim 0.95$ AU which fits within the interval 0.8 – 1.6 AU obtained with the AMBER instrument.

HD 58647 is another object with continuum K-band interferometry listed in Marcos-Arenal et al. (2021)’s work. The BCD luminosity for this star ($\log(L/L_{\odot}) = 2.39$) predicts for the optically thick-BL model a mean value of $\log r_{\text{in}} = -0.3$, which

matches quite good with the small measured $\log r_{\text{in}} = -0.29$ reported in that work.

HD 52721 is one of the nearest objects of our sample. According to the size-luminosity relation, the expected mean inner radius of its dust disk is $r_{\text{in}} \sim 0.76$ AU or $r_{\text{in}} \sim 5.26$ AU for optically thick-BL and thin-MA models, respectively. Together with HD 323771 ($r_{\text{in}} \sim 0.55$ AU for a thick-BL model), both stars are good candidates to study their circumstellar disks with optical interferometry.

Finally, it is interesting to note that if we assume that the size-luminosity relation for HAe/Be stars also holds for sgB[e]s, we obtained for HD 62623 a r_{in} between 1.6 AU (lower limit) and 4.2 AU (upper limit) for the optically thick-BL model. This upper limit estimate is compatible with the gaseous disk radius (4.7 – 5 AU) derived by Maravelias et al. (2018) by fitting forbidden optical emission lines and NIR CO emission bands using a Keplerian rotating disk model (Kraus et al. 2007, 2000). These r_{in} values are also comparable with that estimated by Stee et al. (2004, $r_{\text{in}} = 15 - 20 R_{\star}$). Thus, the size-luminosity relation should be explored in the context of evolved B[e] stars with interferometric measurements, for which the dusty disks are formed most likely from equatorially outflowing dense wind material (e.g. Borges Fernandes et al. 2007).

6. Conclusions

The BCD system has proved to be an easy-to-use tool to derive the star’s stellar parameters and physical properties with the B[e] phenomenon and LBVs. This information was supplemented with the NIR colour-colour diagram, which is especially useful for revealing stars’ nature in transition phases. We derived spectral types and luminosity classes of all stars in the sample.

Among the 14 studied stars, we confirmed the classification of HK Ori, HD 323771 and HD 52721 as pre-main sequence Herbig Ae/B[e] stars (the first two show moderate NIR radiation excess while the latter shows only a tiny amount), AS 202 and HD 85567 as FS CMA-type stars, and HD 62623 as sgB[e]. We classified Hen 3–847, CD–24 5721, and HD 53367 as young B[e] stars or FS CMA-type candidates, and HD 58647 as a slightly evolved B[e] star. In addition, Hen 3–1398 is an sgB[e] and MWC 877, CPD–59 2854 and LHA 120-S 65 are LBV candidates. The stellar parameters of these two latter LBVs have been obtained for the first time.

In addition, using the size-luminosity relation, we estimated the inner radii expected for the dust disks around the young objects and provided suitable candidates for spectro-interferometric observations.

Acknowledgements. This research has made use of a) the SIMBAD database, operated at CDS, Strasbourg, France, operated at the Department of Theoretical Physics and Astrophysics of the Masaryk University, and the NASA Astrophysics Data System (ADS); b) data from the European Space Agency (ESA) mission *Gaia* (<https://www.cosmos.esa.int/gaia>), processed by the *Gaia* Data Processing and Analysis Consortium (DPAC, <https://www.cosmos.esa.int/web/gaia/dpac/consortium>), and BeSS database (operated at LESIA, Observatoire de Meudon, France: <http://basebe.obspm.fr>). Funding for the DPAC has been provided by national institutions, in particular, the institutions participating in the *Gaia* Multilateral Agreement. YJA, MLA and AFT thank the financial support from CONICET (PIP 1337), and the Universidad Nacional de La Plata (Programa de Incentivos 11/G160), Argentina. MBF acknowledges financial support from the National Council for Scientific and Technological Development – CNPq - Brazil (grant number: 307711/2022-6). MK acknowledges financial support from the Czech Science Foundation (GA ČR 20-00150S). The Astronomical Institute Ondřejov is supported by RVO:67985815. YRC acknowledges support from a CONICET fellowship. This project has received funding from the European Union’s Framework Programme for Research and Innovation Horizon 2020 (2014-2020) under the Marie Skłodowska-Curie Grant Agreement No. 823734.

Table 6. Estimations of inner radii of dust disks for main-sequence and HAeB[e] stars using the optically thin-MA and thick-BL models. The values correspond to lower and upper limits for each model. The mean values of each interval are in brackets.

ID	$\log(L/L_{\odot})$	r_{in}	
		Thin-MA [AU]	Thick-BL [AU]
Hen 3–847 ^{LNA}	2.69 ± 0.13	0.43 – 5.48 (2.95)	0.26 – 0.67 (0.46)
Hen 3–847	2.76 ± 0.11	0.47 – 5.94 (3.20)	0.28 – 0.71 (0.50)
AS 202 ^{LNA}	1.94 ± 0.11	0.18 – 2.31 (1.25)	0.13 – 0.32 (0.22)
AS 202	1.76 ± 0.11	0.15 – 1.88 (1.01)	0.11 – 0.27 (0.19)
HK Ori	2.20 ± 0.06	0.25 – 3.12 (1.68)	0.16 – 0.41 (0.29)
CD–24 5721	4.69 ± 0.16	4.33 – 54.78 (29.55)	1.86 – 4.70 (3.28)
HD 85567	3.42 ± 0.17	1.00 – 12.70 (6.85)	0.54 – 1.36 (0.95)
HD 323 771	2.87 ± 0.14	0.53 – 6.74 (3.64)	0.31 – 0.79 (0.55)
HD 52721	3.19 ± 0.44	0.77 – 9.74(5.26)	0.43 – 1.08 (0.76)
HD 53367	4.60 ± 0.23	3.90 – 49.36(26.64)	1.71 – 4.30(3.00)
HD 58647	2.39 ± 0.08	0.31 – 3.88 (2.09)	0.20 – 0.50(0.35)

References

- Ababakr, K. M., Oudmaijer, R. D., & Vink, J. S. 2016, *MNRAS*, 461, 3089
- Abt, H. A. 2004, *ApJS*, 155, 175
- Acke, B., Bouwman, J., Juhász, A., et al. 2010, *ApJ*, 718, 558
- Aidelman, Y. & Cidale, L. S. 2023, *Galaxies*, 11, 31
- Aidelman, Y., Cidale, L. S., Zorec, J., & Arias, M. L. 2012, *A&A*, 544, A64
- Aidelman, Y., Cidale, L. S., Zorec, J., & Panei, J. A. 2018, *A&A*, 610, A30
- Aidelman, Y. J. 2017, *Boletín de la Asociación Argentina de Astronomía La Plata Argentina*, 59, 13
- Aitken, R. G. & Doolittle, E. 1932, *New General Catalogue of Double Stars within 120° of the North Pole*
- Aldoretta, E. J., Caballero-Nieves, S. M., Gies, D. R., et al. 2015, *AJ*, 149, 26
- Alecian, E., Wade, G. A., Catala, C., et al. 2013, *MNRAS*, 429, 1001
- Allen, C. W. 1976, *Astrophysical Quantities*
- Allen, D. A. 1974, *MNRAS*, 168, 1
- Althaus, L. G., Córscico, A. H., Isern, J., & García-Berro, E. 2010, *A&A Rev.*, 18, 471
- Andrews, A. D. & Lindsay, E. M. 1964, *Irish Astronomical Journal*, 6, 241
- Aret, A., Kraus, M., & Šlechta, M. 2016, *MNRAS*, 456, 1424
- Arun, R., Mathew, B., Manoj, P., et al. 2019, *AJ*, 157, 159
- Bailer-Jones, C. A. L., Rybizki, J., Fouesneau, M., Demleitner, M., & Andrae, R. 2021, *AJ*, 161, 147
- Bailer-Jones, C. A. L., Rybizki, J., Fouesneau, M., Mantelet, G., & Andrae, R. 2018, *AJ*, 156, 58
- Baines, D., Oudmaijer, R. D., Mora, A., et al. 2004, *MNRAS*, 353, 697
- Barbier, D. & Chalonge, D. 1941, *Annales d’Astrophysique*, 4, 30
- Bidelman, W. P. 1954, *ApJS*, 1, 175
- Bittar, J., Tuthill, P., Monnier, J. D., et al. 2001, *A&A*, 368, 197
- Borges Fernandes, M., Kraus, M., Lorenz Martins, S., & de Araújo, F. X. 2007, *MNRAS*, 377, 1343
- Borges Fernandes, M., Meilland, A., Bendjoya, P., et al. 2011, *A&A*, 528, A20
- Burkholder, V., Massey, P., & Morrell, N. 1997, *ApJ*, 490, 328
- Campagnolo, J. C. N., Borges Fernandes, M., Drake, N. A., et al. 2018, *A&A*, 613, A33
- Cardelli, J. A., Clayton, G. C., & Mathis, J. S. 1989, *ApJ*, 345, 245
- Carmona, A., van den Ancker, M. E., Audard, M., et al. 2010, *A&A*, 517, A67
- Castro, N., Oey, M. S., Fossati, L., & Langer, N. 2018, *ApJ*, 868, 57
- Chalonge, D. & Divan, L. 1952, *Annales d’Astrophysique*, 15, 201
- Chalonge, D. & Divan, L. 1973, *A&A*, 23, 69
- Chalonge, D. & Divan, L. 1977, *A&A*, 55, 117
- Chen, P. S., Shan, H. G., & Zhang, P. 2016, *New A*, 44, 1
- Chentsov, E. L., Klochkova, V. G., & Miroshnichenko, A. S. 2010, *Astrophysical Bulletin*, 65, 150
- Cidale, L., Zorec, J., & Tringaniello, L. 2001, *A&A*, 368, 160
- Cidale, L. S., Borges Fernandes, M., Andruchow, I., et al. 2012, *A&A*, 548, A72
- Claria, J. J. 1974, *AJ*, 79, 1022
- Clark, J. S., Larionov, V. M., & Arkharov, A. 2005, *A&A*, 435, 239
- Cochetti, Y. R., Kraus, M., Arias, M. L., et al. 2020a, *AJ*, 160, 166
- Cochetti, Y. R., Zorec, J., Cidale, L. S., et al. 2020b, *A&A*, 634, A18
- Condori, C. A. H., Borges Fernandes, M., Kraus, M., Panoglou, D., & Guerrero, C. A. 2019, *MNRAS*, 488, 1090
- Conti, P. S. & Leep, E. M. 1974, *ApJ*, 193, 113
- Copeland, J. A. & Heard, J. F. 1963, *Publications of the David Dunlap Observatory*, 2, 317
- Corporon, P. & Lagrange, A.-M. 1999, *A&AS*, 136, 429
- Cox, A. N. 2000, *Allen’s astrophysical quantities*
- Coyne, G. V. & Vrba, F. J. 1976, *ApJ*, 207, 790
- Cucchiaro, A., Macau-Hercot, D., Jaschek, M., & Jaschek, C. 1978, *A&AS*, 33, 15
- Danks, A. C. & Dennefeld, M. 1994, *PASP*, 106, 382
- de Mink, S. E., Langer, N., Izzard, R. G., Sana, H., & de Koter, A. 2013, *ApJ*, 764, 166
- de Vaucouleurs, A. 1957, *MNRAS*, 117, 449
- de Winter, D., van den Ancker, M. E., Maira, A., et al. 2001, *A&A*, 380, 609
- Divan, L. 1979, in *Ricerche Astronomiche*, Vol. 9, IAU Colloq. 47: Spectral Classification of the Future, ed. M. F. McCarthy, A. G. D. Philip, & G. V. Coyne, 247–256
- Domiciano de Souza, A., Driebe, T., Chesneau, O., et al. 2007, *A&A*, 464, 81
- Dong, Y.-S. & Hu, J.-Y. 1991, *Acta Astrophysica Sinica*, 15, 275
- Drilling, J. S. & Perry, C. L. 1981, *A&AS*, 45, 439
- Dufton, P. L., Smartt, S. J., & Hambly, N. C. 2001, *A&A*, 373, 608
- Eggen, O. J. 1978, *AJ*, 83, 288
- Ekström, S., Georgy, C., Eggenberger, P., et al. 2012, *A&A*, 537, A146
- Fairlamb, J. R., Oudmaijer, R. D., Mendigutía, I., Ilee, J. D., & van den Ancker, M. E. 2015, *MNRAS*, 453, 976
- Farrell, E. J., Groh, J. H., Meynet, G., et al. 2019, *A&A*, 621, A22
- Fernie, J. D. 1983, *ApJS*, 52, 7
- Finkenzeller, U. & Mundt, R. 1984, *A&AS*, 55, 109
- Flower, P. J. 1996, *ApJ*, 469, 355
- Garrison, Jr., L. M. 1978, *ApJ*, 224, 535
- Garrison, R. F., Hiltner, W. A., & Schild, R. E. 1977, *ApJS*, 35, 111
- Gauba, G. & Parthasarathy, M. 2003, *A&A*, 407, 1007
- Gauba, G. & Parthasarathy, M. 2004, *A&A*, 417, 201
- Graham, J. A. 1970, *AJ*, 75, 703
- Gray, R. O. & Corbally, Christopher, J. 2009, *Stellar Spectral Classification*
- Gray, R. O. & Garrison, R. F. 1987, *ApJS*, 65, 581
- Gregorio-Hetem, J., Lepine, J. R. D., Quast, G. R., Torres, C. A. O., & de La Reza, R. 1992, *AJ*, 103, 549
- Groh, J. H., Daminieli, A., Hillier, D. J., et al. 2009, *ApJ*, 705, L25
- Groh, J. H., Hillier, D. J., & Daminieli, A. 2006, *ApJ*, 638, L33
- Guetter, H. H. 1968, *PASP*, 80, 197
- Guglielmo, F., Epchtein, N., Le Bertre, T., et al. 1993, *A&AS*, 99, 31
- Gutierrez-Moreno, A., Moreno, H., Loyola, P., & Cortes, G. 1986, *A&AS*, 64, 205
- Guzmán-Díaz, J., Mendigutía, I., Montesinos, B., et al. 2021, *A&A*, 650, A182
- Haemmerlé, L., Eggenberger, P., Ekström, S., et al. 2019, *A&A*, 624, A137
- Hamuy, M., Suntzeff, N. B., Heathcote, S. R., et al. 1994, *PASP*, 106, 566
- Harvey, P. M. 1984, *PASP*, 96, 297
- Haucke, M., Cidale, L. S., Venero, R. O. J., et al. 2018, *A&A*, 614, A91
- Henize, K. G. 1956, *ApJS*, 2, 315
- Henize, K. G. 1976, *ApJS*, 30, 491
- Henize, K. G. & Haro, G. 1961, *PASP*, 73, 360
- Herbig, G. H. 1960, *ApJS*, 4, 337
- Herbst, W. 1975, *AJ*, 80, 212
- Herbst, W., Miller, D. P., Warner, J. W., & Herzog, A. 1982, *AJ*, 87, 98
- Herbst, W., Racine, R., & Warner, J. W. 1978, *ApJ*, 223, 471
- Hillenbrand, L. A., Strom, S. E., Vrba, F. J., & Keene, J. 1992, *ApJ*, 397, 613
- Hiltner, W. A., Garrison, R. F., & Schild, R. E. 1969, *ApJ*, 157, 313

- Hinkle, K. H. 1987, in IAU Symposium, Vol. 122, Circumstellar Matter, ed. I. Appenzeller & C. Jordan, 327–328
- Hoffleit, D. & Jaschek, C. 1982, *The Bright Star Catalogue*. Fourth revised edition. (Containing data compiled through 1979).
- Hohle, M. M., Neuhäuser, R., & Schutz, B. F. 2010, *Astronomische Nachrichten*, 331, 349
- Hou, W., Luo, A. L., Hu, J.-Y., et al. 2016, *Research in Astronomy and Astrophysics*, 16, 138
- Houk, N. & Cowley, A. P. 1975, *University of Michigan Catalogue of two-dimensional spectral types for the HD stars. Volume I. Declinations -90° to -53° fno0*.
- Houk, N. & Smith-Moore, M. 1988, *Michigan Catalogue of Two-dimensional Spectral Types for the HD Stars. Volume 4, Declinations -26°.0 to -12°.0, Vol. 4*
- Humphreys, R. M. & Davidson, K. 1994, *PASP*, 106, 1025
- Iriarte, B. 1965, *Boletín de los Observatorios Tonantzintla y Tacubaya*, 4, 33
- Järvinen, S. P., Carroll, T. A., Hubrig, S., Ilyin, I., & Schöller, M. 2019, *MNRAS*, 489, 886
- Jaschek, M. & Egret, D. 1982, in IAU Symposium, Vol. 98, *Be Stars*, ed. M. Jaschek & H.-G. Groth, 261
- Jaschek, M., Hubert-Delplace, A. M., Hubert, H., & Jaschek, C. 1980, *A&AS*, 42, 103
- Johnson, H. L. & Neubauer, F. J. 1946, *PASP*, 58, 248
- Johnson, H. M. 1955, *ApJ*, 121, 604
- Khokhlov, S. A., Miroshnichenko, A. S., Mennickent, R., et al. 2017, *ApJ*, 835, 53
- Kilkenny, D. 1993, *South African Astronomical Observatory Circular*, 15, 53
- Koleva, M., Prugniel, P., Bouchard, A., & Wu, Y. 2009, *A&A*, 501, 1269
- Kozak, J. R. 1985, *A&AS*, 62, 7
- Kraus, M. 2009, *A&A*, 494, 253
- Kraus, M. 2019, *Galaxies*, 7, 83
- Kraus, M., Borges Fernandes, M., & de Araújo, F. X. 2007, *A&A*, 463, 627
- Kraus, M., Krügel, E., Thum, C., & Geballe, T. R. 2000, *A&A*, 362, 158
- Kron, G. E. 1958, *PASP*, 70, 561
- Kurosawa, R., Kreplin, A., Weigelt, G., et al. 2016, *MNRAS*, 457, 2236
- Lagadec, E., Verhoelst, T., Mékarnia, D., et al. 2011, *MNRAS*, 417, 32
- Lamers, H. J. G. L. M., Zickgraf, F.-J., de Winter, D., Houziaux, L., & Zorec, J. 1998, *A&A*, 340, 117
- Langer, N. & Kudritzki, R. P. 2014, *A&A*, 564, A52
- Lee, C.-D., Chen, W.-P., & Liu, S.-Y. 2016, *A&A*, 592, A130
- Leinert, C., Richichi, A., & Haas, M. 1997, *A&A*, 318, 472
- Levato, O. H. 1972, *PASP*, 84, 584
- Lunt, J. 1919, *ApJ*, 50
- MacConnell, D. J. 1981, *A&AS*, 44, 387
- Malfait, K., Bogaert, E., & Waelkens, C. 1998, *A&A*, 331, 211
- Malkov, O. Y., Oblak, E., Snegireva, E. A., & Torra, J. 2006, *A&A*, 446, 785
- Manoj, P., Bhatt, H. C., Maheswar, G., & Muneer, S. 2006, *ApJ*, 653, 657
- Maravelias, G., Kraus, M., Cidale, L. S., et al. 2018, *MNRAS*, 480, 320
- Marcos-Arenal, P., Mendigutía, I., Koumpia, E., et al. 2021, *A&A*, 652, A68
- McSwain, M. V. & Gies, D. R. 2005, *ApJ*, 622, 1052
- McSwain, M. V., Huang, W., & Gies, D. R. 2009, *ApJ*, 700, 1216
- Mehner, A., Baade, D., Groh, J. H., et al. 2017, *A&A*, 608, A124
- Meilland, A., Kanaan, S., Borges Fernandes, M., et al. 2010, *A&A*, 512, A73
- Mendoza V., E. E. 1958, *ApJ*, 128, 207
- Merrill, P. W. & Burwell, C. G. 1933, *ApJ*, 78, 87
- Merrill, P. W. & Burwell, C. G. 1943, *ApJ*, 98, 153
- Merrill, P. W. & Burwell, C. G. 1949, *ApJ*, 110, 387
- Merrill, P. W. & Burwell, C. G. 1950, *ApJ*, 112, 72
- Millour, F., Meilland, A., Chesneau, O., et al. 2011, *A&A*, 526, A107
- Miroshnichenko, A. S. 2007, *ApJ*, 667, 497
- Miroshnichenko, A. S., Danford, S., Zharikov, S. V., et al. 2020, *ApJ*, 897, 48
- Miroshnichenko, A. S., Klochkova, V. G., & Bjorkman, K. S. 2003, *Astronomy Letters*, 29, 336
- Miroshnichenko, A. S., Levato, H., Bjorkman, K. S., & Grosso, M. 2001, *A&A*, 371, 600
- Miroshnichenko, A. S., Manset, N., Kusakin, A. V., et al. 2007, *ApJ*, 671, 828
- Monnier, J. D., Millan-Gabet, R., Billmeier, R., et al. 2005, *ApJ*, 624, 832
- Montesinos, B., Eiroa, C., Mora, A., & Merín, B. 2009, *A&A*, 495, 901
- Mora, A., Merín, B., Solano, E., et al. 2001, *A&A*, 378, 116
- Nordström, B. 1975, *A&AS*, 21, 193
- Obolentseva, M. A., Dyachenko, V. V., Pogodin, M. A., et al. 2021, *Astrophysical Bulletin*, 76, 292
- Oksala, M. E., Kraus, M., Cidale, L. S., Muratore, M. F., & Borges Fernandes, M. 2013, *A&A*, 558, A17
- Oudmaijer, R. D., van der Veen, W. E. C. J., Waters, L. B. F. M., et al. 1992, *A&AS*, 96, 625
- Parthasarathy, M. 1993, in *Astronomical Society of the Pacific Conference Series*, Vol. 45, *Luminous High-Latitude Stars*, ed. D. D. Sasselov, 173
- Persi, P., Polcaro, V. F., Viotti, R., & Origlià, L. 1991, *MNRAS*, 251, 1P
- Pietrzyński, G., Graczyk, D., Gállenne, A., et al. 2019, *Nature*, 567, 200
- Plets, H., Waelkens, C., & Trams, N. R. 1995, *A&A*, 293, 363
- Podsiadlowski, P., Morris, T. S., & Ivanova, N. 2006, in *Astronomical Society of the Pacific Conference Series*, Vol. 355, *Stars with the B[e] Phenomenon*, ed. M. Kraus & A. S. Miroshnichenko, 259
- Pogodin, M. A., Beskrovnaya, N. G., Guseva, I. S., Pavlovskiy, S. E., & Rusomarov, N. 2011, *Astrophysics*, 54, 214
- Pogodin, M. A., Beskrovnaya, N. G., Pavlovskiy, S. E., et al. 2020, *Azerbaijani Astronomical Journal*, 15, 143
- Pogodin, M. A., Malanushenko, V. P., Kozlova, O. V., Tarasova, T. N., & Franco, G. A. P. 2006, *A&A*, 452, 551
- Raddi, R., Drew, J. E., Steeghs, D., et al. 2015, *MNRAS*, 446, 274
- Reed, B. C. & Fitzgerald, M. P. 1984, *MNRAS*, 211, 235
- Roccatagliata, V., Preibisch, T., Ratzka, T., & Gaczkowski, B. 2013, *A&A*, 554, A6
- Rovero, A. C. & Ringuelet, A. E. 1994, *MNRAS*, 266, 203
- Sartori, M. J., Gregorio-Hetem, J., Rodrigues, C. V., Hetem, Jr., A., & Batalha, C. 2010, *AJ*, 139, 27
- Schlafly, E. F. & Finkbeiner, D. P. 2011, *ApJ*, 737, 103
- Shokry, A., Saad, S. M., Hamdy, M. A., et al. 2018, *New A*, 59, 8
- Shu, F. H., Najita, J., Ruden, S. P., & Lizano, S. 1994, *ApJ*, 429, 797
- Shull, J. M. & Danforth, C. W. 2019, *ApJ*, 882, 180
- Skiff, B. A. 2014, *VizieR Online Data Catalog*, B/mk
- Smith, K. W., Balega, Y. Y., Duschl, W. J., et al. 2005, *A&A*, 431, 307
- Smith, N. 2017, *Philosophical Transactions of the Royal Society of London Series A*, 375, 20160268
- Snow, T. P., Lamers, H. J. G. L. M., Lindholm, D. M., & Odell, A. P. 1994, *ApJS*, 95, 163
- Sota, A., Maíz Apellániz, J., Morrell, N. I., et al. 2014, *ApJS*, 211, 10
- Sreedhar Rao, S. & Abhyankar, K. D. 1991, *Journal of Astrophysics and Astronomy*, 12, 133
- Stee, P., Bittar, J., & Lopez, B. 2004, *ApJ*, 602, 978
- Stephenson, C. B. & Sanduleak, N. 1971, *Publications of the Warner & Swasey Observatory*, 1
- Strohmeier, W., Ott, H., & Schoffel, E. 1968, *Information Bulletin on Variable Stars*, 261
- Strom, S. E. 1983, *Rev. Mexicana Astron. Astrofis.*, 7, 201
- Terranegra, L., Chavarría-K., C., Diaz, S., & Gonzalez-Patino, D. 1994, *A&AS*, 104, 104
- Testi, L., Palla, F., & Natta, A. 1998, *A&AS*, 133, 81
- Tetzlaff, N., Neuhäuser, R., & Hohle, M. M. 2011, *MNRAS*, 410, 190
- Thé, P. S., de Winter, D., & Pérez, M. R. 1994, *A&AS*, 104
- Tisserand, P., Clayton, G. C., Welch, D. L., et al. 2013, *A&A*, 551, A77
- Tjin A Djie, H. R. E., van den Ancker, M. E., Blondel, P. F. C., et al. 2001, *MNRAS*, 325, 1441
- Uchida, Y. & Shibata, K. 1985, *PASJ*, 37, 515
- Valenti, J. A., Fallon, A. A., & Johns-Krull, C. M. 2003, *ApJS*, 147, 305
- van den Ancker, M. E., de Winter, D., & Tjin A Djie, H. R. E. 1998, *A&A*, 330, 145
- van den Bergh, S. 1966, *AJ*, 71, 990
- van den Bergh, S. & Herbst, W. 1975, *AJ*, 80, 208
- Varga, J., Gerják, T., Abraham, P., et al. 2019, *MNRAS*, 485, 3112
- Venero, R. O. J., Cidale, L. S., & Ringuelet, A. E. 2002, *ApJ*, 578, 450
- Verhoeff, A. P., Waters, L. B. F. M., van den Ancker, M. E., et al. 2012, *A&A*, 538, A101
- Vickers, S. B., Frew, D. J., Parker, Q. A., & Bojčić, I. S. 2015, *MNRAS*, 447, 1673
- Vieira, S. L. A., Corradi, W. J. B., Alencar, S. H. P., et al. 2003, *AJ*, 126, 2971
- Vijapurkar, J. & Drilling, J. S. 1993, *ApJS*, 89, 293
- Vioque, M., Oudmaijer, R. D., Baines, D., Mendigutía, I., & Pérez-Martínez, R. 2018, *A&A*, 620, A128
- Vioque, M., Oudmaijer, R. D., Schreiner, M., et al. 2020, *A&A*, 638, A21
- Vioque, M., Oudmaijer, R. D., Wichittanakom, C., et al. 2022, *ApJ*, 930, 39
- Volk, K., Kwok, S., Stencel, R. E., & Brugel, E. 1991, *ApJS*, 77, 607
- Vural, J., Kraus, S., Kreplin, A., et al. 2014, *A&A*, 569, A25
- Walborn, N. R. 1977, *ApJ*, 215, 53
- Wang, S. & Jiang, B. W. 2014, *ApJ*, 788, L12
- Weis, K. & Bomans, D. J. 2020, *Galaxies*, 8, 20
- Wheelwright, H. E., Weigelt, G., Caratti o Garatti, A., & Garcia Lopez, R. 2013, *A&A*, 558, A116
- Whittet, D. C. B. & van Breda, I. G. 1980, *MNRAS*, 192, 467
- Whittet, D. C. B., Williams, P. M., Zealey, W. J., Bode, M. F., & Davies, J. K. 1983, *A&A*, 123, 301
- Witham, A. R., Knigge, C., Drew, J. E., et al. 2008, *MNRAS*, 384, 1277
- Wolf, B. 1989, *A&A*, 217, 87
- Worthey, G. & Lee, H.-c. 2011, *ApJS*, 193, 1
- Wray, J. D. 1966, PhD thesis, NORTHWESTERN UNIVERSITY.
- Zasche, P., Uhlar, R., Svoboda, P., Cagaš, P., & Mašek, M. 2020, *A&A*, 643, A130
- Zhang, P., Chen, P. S., & He, J. H. 2004, *New A*, 9, 509
- Zickgraf, F.-J., Wolf, B., Stahl, O., Leitherer, C., & Klare, G. 1985, *A&A*, 143, 421
- Zorec, J. 1986, *Thèse d'État: Structure et rotation différentielle dans les étoiles B avec et sans émission (Université Paris VII)*
- Zorec, J. & Briot, D. 1991, *A&A*, 245, 150
- Zorec, J., Cidale, L., Arias, M. L., et al. 2009, *A&A*, 501, 297
- Zorec, J., Frémat, Y., & Cidale, L. 2005, *A&A*, 441, 235

Appendix A:

Below we provide a brief description, found in the literature, of the objects of our sample. Previous reported stellar parameters are summarized in Tables A.1 and A.2.

Hen 3–847: This star was included in the list of southern emission-line stars of Wray (1966) and Henize (1976). It was considered as a pre-main sequence Herbig Ae/Be star by Thé et al. (1994); de Winter et al. (2001); Valenti et al. (2003), and more recently by Verhoeff et al. (2012) and Fairlamb et al. (2015). Based respectively on IRAS and IUE data, Parthasarathy (1993) and Gauba & Parthasarathy (2003) considered it as a post-AGB candidate, although the latter did not rule out the possibility that the star can be a massive young OB supergiant. The spectral data and the spectral energy distribution (SED) of Hen 3–847 indicate that it has a high effective temperature and presents both warm and cold circumstellar dust (Gauba & Parthasarathy 2003, 2004). Lagadec et al. (2011) recognized this star as a proto-planetary nebula and showed that its circumstellar medium cannot be resolved by VLT/VISIR images. The star was classified as an unclB[e] star by Lamers et al. (1998).

The stellar mass and radius were determined by Verhoeff et al. (2012, $6.2 \pm 1.2 M_{\odot}$, $5.9 \pm 0.6 R_{\odot}$) and Fairlamb et al. (2015, $4.7 M_{\odot}$, $4.5 R_{\odot}$) who, in addition, estimated an age for the star of 0.59 Myr. In a more recent work, Arun et al. (2019) derived a stellar mass of $2.93 M_{\odot}$ and an age of 2.28 Myr making use of the *Gaia* parallax.

AS 202: It was cited as an object with a bright $H\alpha$ emission (Merrill & Burwell 1950) and classified as an “*early-type emission line star with a large far-IR excess*” (Thé et al. 1994). de Winter et al. (2001) listed it as a possible Herbig Ae/Be star. The star exhibits optical photometric variability (Strohmeier et al. 1968) and is reported as an eclipsing binary of spectral type B9III-IV with a period of 1.0526 days (Eggen 1978; Malkov et al. 2006), but Tisserand et al. (2013) assigned this star a spectral type of A3III. Miroshnichenko et al. (2007) proposed AS 202 as an object with the B[e] phenomenon (based on the presence of [O I] emission lines) and classified it as a FS CMa binary system with components of spectral type A+K. Recently, Condori et al. (2019) not only derived the stellar parameters but also found indications for a binary system, with a low-mass star and a cool companion, associated with a circumbinary disk or ring.

Hen 3–1398: This star is listed in the catalogs of Merrill & Burwell (1949) and Henize (1976). It was classified as a nova (Henize & Haro 1961) when the star reached its maximum brightness in 1949. Observations made by Guglielmo et al. (1993) show the presence of a large NIR excess due to warm dust, which contains a weak silicate $10 \mu\text{m}$ emission feature (Volk et al. 1991). Thé et al. (1994) classified the object as a B[e] star and Miroshnichenko et al. (2001) suggested that it would be a hot and luminous main-sequence O9/B0 star with warm dust.

Based on new high-resolution spectra, Carmona et al. (2010) provided new estimations for the stellar parameters (see Tables A.1 and A.2) and suggested that it would be an isolated pre-main sequence Herbig Ae/Be star. These authors also reported Balmer emission lines ($H\alpha$, $H\beta$, and $H\delta$) and double-peaked broad He I and He II emission lines. Narrow forbidden emission lines of [O I], [O III], [N II], and [S III] dominate the optical spectrum.

The star has a low projected rotational velocity ($v \sin i = 50 \text{ km s}^{-1}$, Miroshnichenko et al. 2001), a mass of $20 \pm 4 M_{\odot}$ and a radius of $8.9 \pm 0.8 R_{\odot}$ (Verhoeff et al. 2012).

HD 62623: This object was classified in the Yale Bright Stars Catalogue (Hoffleit & Jaschek 1982) as A2 Iab star. A detailed optical analysis of its spectrum was done by Chentsov et al. (2010) who derived a spectral type of $A2.7 \pm 0.3 \text{ Ib}$, being up to now, the unique sgA[e] in our Galaxy (Meilland et al. 2010). The binary nature was reported for the first time by Johnson & Neubauer (1946) and confirmed later by several authors (Iriarte 1965; Levato 1972; Hinkle 1987; Rovero & Ringuet 1994; Plets et al. 1995; Miroshnichenko 2007; Millour et al. 2011). According to Miroshnichenko et al. (2020), **this binary system evolved from a $6.0 + 3.6 M_{\odot}$ pair with an initial orbital period of ~ 5 days, experienced an almost conservative mass transfer and is currently observed as a $0.8 + 8.8 M_{\odot}$ object with the B[e] phenomenon.** The derived orbital period is 137.4 ± 0.1 days.

Interferometric observations of HD 62623 revealed a gaseous and dusty circumstellar environment (Bittar et al. 2001; Stee et al. 2004). The dusty and gaseous emission components were disentangled by modelling VLT/MIDI and VLT/AMBER observations assuming Keplerian rotation (Millour et al. 2011).

Based on the analysis of the observed double-peaked emissions in [O I], [Ca II], and $H\alpha$ lines, Aret et al. (2016) found that the high-density gaseous disk is detached from the star. This gaseous structure is surrounded by a CO and SiO molecular emitting disk, also in Keplerian rotation, located in turn inside the dusty extended disk (Maravelias et al. 2018).

Ranges for the stellar mass ($9 - 19 M_{\odot}$) and radius ($55 - 82 R_{\odot}$) were derived by Rovero & Ringuet (1994); Snow et al. (1994); Hohle et al. (2010); Meilland et al. (2010); Tetzlaff et al. (2011). The projected rotational velocity is around $70 - 80 \text{ km s}^{-1}$ (Levato 1972; Sreedhar Rao & Abhyankar 1991; Snow et al. 1994). Tetzlaff et al. (2011) calculated an age of 8.3 ± 0.1 Myr for this star.

HK Ori: This object is associated with a nebulosity (Bidelman 1954) and it is classified as a pre-main sequence Herbig Ae/Be star (Herbig 1960) or a HAeB[e] star (Lamers et al. 1998).

Strom (1983) found a variation of the spectral type from the blue to the red part of the spectrum and suggested a combined spectrum of A+F stars. Later, it was resolved as a binary system with near-IR speckle interferometry by Leinert et al. (1997), who reported the presence of a second component of T Tauri type. Furthermore, according to Baines et al. (2004), the spectral, photometric and polarimetric properties as well as the variability observed in the system indicate that the active object is a G-type T Tauri star with UX Ori characteristics.

Hillenbrand et al. (1992) and Fairlamb et al. (2015) calculated for HK Ori a stellar mass of $2 M_{\odot}$ and $1.7 M_{\odot}$, respectively. The former also derived a radius of $1.7 R_{\odot}$. Smith et al. (2005) suggested that the primary component (A) has a circumstellar envelope and derived the parameters for the system: $R_A = 1.55 R_{\odot}$, $M_A = 2 M_{\odot}$, $T_{\text{eff},A} = 8500 \text{ K}$, and $R_B = 4.1 R_{\odot}$, $M_B = 1 M_{\odot}$, $T_{\text{eff},B} = 4000 \text{ K}$. For the circumstellar envelope surrounding the primary component, they calculated a disk inner radius of $31 R_{\odot}$ and an outer radius of 30 AU .

The age of this star was determined by Testi et al. (1998, 7.5 Myr) and Fairlamb et al. (2015, 8.73 Myr).

CD–24 5721: Merrill & Burwell (1950) were the first to report the $H\alpha$ line in emission. The star presents a large IR excess (Allen 1974), H lines with P Cygni profiles, and forbidden emission lines (Allen 1976). It was classified as an unclB[e] star by Lamers et al. (1998).

Miroshnichenko et al. (2003) have suggested that it is a binary system that belongs to a group of Be stars with warm dust (nowadays called FS CMa stars, Miroshnichenko 2007). These authors derived a distance to the star of 3.5 kpc and estimated that it rotates at a **projected rotation velocity** of 200 km s^{-1} . Lee et al. (2016) also suggested that it is an evolved star that belongs to the FS CMa group.

HD 85567: This star has been widely studied, however, its evolutionary state is still under discussion. Some authors suggested that the star is a pre-main sequence Herbig Ae/Be (Oudmaijer et al. 1992; Thé et al. 1994) while others considered it as a B[e] interacting binary (Miroshnichenko et al. 2001).

Tables A.1 and A.2 show the stellar parameters found in the literature. The spectral classification ranges from B2 to B9 and the star has a low rotational speed, $v \sin i = 31 - 50 \text{ km s}^{-1}$ (Khokhlov et al. 2017; Corporon & Lagrange 1999; Miroshnichenko et al. 2001). The stellar mass determinations are: larger than $6 M_{\odot}$ (Manoj et al. 2006), $12 \pm 2 M_{\odot}$ (Verhoeff et al. 2012), and a stellar radius of $9 \pm 2 R_{\odot}$, and $6^{+2.7}_{-0.18} M_{\odot}$ (Fairlamb et al. 2015), and a stellar radius of $7.2^{+1.5}_{-1.2} R_{\odot}$. In addition, there are two age determinations, $t < 0.01 \text{ Myr}$ and $t = 0.27^{+0.52}_{-0.18} \text{ Myr}$ (Manoj et al. 2006; Fairlamb et al. 2015, respectively).

Malfait et al. (1998) proposed that the star has a double dust disk, and Wheelwright et al. (2013) concluded that it is a YSO (young stellar object) with an optically thick gaseous disk within a larger dust disk that is being photo-evaporated from the outer edge. The inner ring-fit radius has $0.8 - 1.6 \text{ AU}$ (Vural et al. 2014). Additional temperature-gradient modeling resulted in an extended disk with an inner radius of $0.67^{+0.51}_{-0.21} \text{ AU}$, a high inner temperature of $2200^{+750}_{-350} \text{ K}$, and a disk inclination of 53^{+15}_{-11} . In contrast, the SED analysis performed by Lee et al. (2016) reveals an inner envelope with a size smaller than 1 AU, at a temperature of 1600 K, and an outer envelope edge of 15 AU at 300 K. Khokhlov et al. (2017) argued that the circumstellar gas and dust were produced during the object's evolution more likely as a binary system (containing an undetected secondary component) than as a product of a merger.

CPD-59 2854: The star is located at the southern tip of the G289.0-0.3 cloud complex, a prominent peripheral cloud in the field of view of the Carina Nebula region. *Herschel* maps reveal CPD-59 2854 as a bright compact far-IR source surrounded by dust, with temperatures of about 18 K and 25 K (Roccatagliata et al. 2013).

The star was included in many catalogs of emission-line stars (Wray 1966; Stephenson & Sanduleak 1971; Jaschek & Egret 1982) and stars with a strong IR excess (Dong & Hu 1991). Graham (1970) classified it with a spectral type B3IIIe, and derived a $M_V = -2.9 \text{ mag}$ and $d = 2.2 \text{ kpc}$, while Bailer-Jones et al. (2018) placed it at $3.825^{+0.480}_{-0.028} \text{ kpc}$. Vijapurkar & Drilling (1993) classified this star as a B3Iab star, Thé et al. (1994) considered it into the group of extreme emission-line objects, and de Winter et al. (2001) listed it as a B[e] star.

MWC 877: The star is listed in many catalogues and surveys of emission-line stars (EM, i.e., Merrill & Burwell 1949; Wray 1966; Henize 1976; Drilling & Perry 1981; Jaschek & Egret 1982; Kozok 1985; Vijapurkar & Drilling 1993; Thé et al. 1994; Dong & Hu 1991, among others). According to the intensity of the optical absorption lines of He I and single ionized atoms, Carmona et al. (2010) classified this star with the spectral type B4 IIe. Stellar parameters found in the literature are given in Table A.2.

HD 323 771: This star was classified as a Bep shell star by Herbst (1975). It is associated with a moderated surface brightening nebula of type II (van den Bergh & Herbst 1975). From the optical photometry, Kozok (1985) derived an interstellar colour excess of $E(B - V) = 0.4$ and a distance $d = 2 \text{ kpc}$ which is twice the value obtained by Bailer-Jones et al. (2018).

Merrill & Burwell (1950) were the first to observe a bright H α line of mid-intensity. The spectrum shows H lines with P Cygni profiles and Fe II emission lines (Herbst 1975). Persi et al. (1991) reported the presence of a stellar wind with a velocity of $250 - 350 \text{ km s}^{-1}$ and an upper limit for the mass-loss rate of $2 \times 10^{-10} M_{\odot} \text{ yr}^{-1}$. These authors also estimated a temperature of 1500 K for the extended dust circumstellar envelope.

Both Persi et al. (1991) and Gregorio-Hetem et al. (1992) identified HD 323771 as a pre-main sequence Herbig Ae star while Dufton et al. (2001) remarked that the red spectrum has planetary nebulae characteristics.

HD 52721: This star is one of the brightest and most massive objects in the CMa R1 association. According to Johnson (1955), this is the central star of S 169 faint nebulae. van den Bergh (1966) noted reflection nebulosity and emission from a faint circular disk. Finkenzeller & Mundt (1984) remarked that the reflection nebula is located in a region of general obscuration as required for Herbig Be stars. However, HD 52721 has IR colours and a (weak) IR-excess as a normal Be star (CBe), which makes its membership in the Herbig Be stars doubtful.

The star is known as a visual binary (ADS 5713, Aitken & Doolittle 1932) with a separation of $1''.6$ and a magnitude difference of $\sim 0.7 \text{ mag}$. It is also an eclipsing system with an orbital period of 1.61 days (Pogodin et al. 2011). Shokry et al. (2018) concluded that the system is a semidetached one, with a secondary evolved from the main sequence. More recently, via speckle interferometry, it was possible to identify the star as a quadruple system (Obolentseva et al. 2021).

The star was classified as an emission-line star of spectral type B2Vne (Guetter 1968; Whittet & van Breda 1980), B3e (Merrill & Burwell 1933), B1 Vne (Herbst et al. 1982), and as an early-type star with circumstellar shell (Skiff 2014). The spectrum shows broad hydrogen absorption lines but those of He I are fairly narrow and variable in strength (Copeland & Heard 1963). The H β line is extremely broad with a variable emission at its centre (Claria 1974; Herbst et al. 1978).

Recently, Zasche et al. (2020) roughly estimated the angular distance of the predicted third component ($\sim 40 \text{ mas}$) and they found that the eclipse timing variation (ETV) modulation has a period of about 19.7 years.

HD 53367: This star is situated at the border of the constellation of Monoceros and is immersed in the Seagull Nebulae IC 2177. It has infrared excess indicative of circumstellar shells (Herbst et al. 1978) and shows signs of cool dust in the form of a far-IR excess (Tjin A Djie et al. 2001). The circumstellar material produces a reddening $E(B - V) \sim 0.55$ along the line of sight but without any contribution to the diffuse band strengths.

The star was included in the young Herbig Ae/Be star list as a B0 IV:e by Herbst (1960). It displays emission lines in the visual spectrum, including H α as the brightest one (Pogodin et al. 2006) and shows long-term cyclic photometric variability ($P \sim 9 \text{ years}$). In addition, the star is part of a triple star system, showing significant radial velocity variations with a $P \sim 166 \text{ days}$ and an orbit's eccentricity $e \sim 0.18$ (Corporon & Lagrange 1999) or $P \sim 183 \text{ days}$ and $e \sim 0.28$ (Pogodin et al. 2006). The system consists of a massive ($\sim 20 M_{\odot}$) primary B0e star in the

main sequence (if not later) stage and a pre-main sequence secondary object of $M \sim 4 - 5 M_{\odot}$ with a mean distance of about 1.7 AU between them.

HD 58647: The star was reported as an early line-emission star by MacConnell (1981) and then classified as a B9 IV (Houk & Smith-Moore 1988) Herbig star with large IR excess (Oudmaijer et al. 1992). Guzmán-Díaz et al. (2021) and Marcos-Arenal et al. (2021) derived the stellar parameters (see Table A.1) and the interferometric size, respectively. A longitudinal magnetic field of 209 G was also detected (Järvinen et al. 2019). The interferometric data and the observed Br γ profile can be well reproduced with a disc wind model with its inner radius located just outside of a small magnetosphere (Kurosawa et al. 2016).

LHA 120–S 65: This star has been scarcely studied. It was included in the list of H α emission stars in the Large Magellanic Cloud by Henize (1956) and Andrews & Lindsay (1964).

Table A.1. Stellar parameters for our sample of stars taken from the literature. The numbers in brackets give the references related to the reported measurements.

<i>ID</i>	<i>ST</i>	T_{eff} [K]	$\log g$	M_{bol} [mag]	M_{v} [mag]
Hen 3–847	B5e (39, 48)
	B6/A0:[e] (41)
	B6:III[e] (43)	14 125 (43)
	...	$15\,100 \pm 1100$ (61)	3.84 (61)
	...	14 000 (63)	3.80 (63)
	B6 (64)
AS 202	B9III-IV (20)	-0.75 (20)
	A+K (54)
	A0-2 (67)	$9\,500 \pm 500$ (67)	...	2.73 ± 0.13 (67)	...
Hen 3–1398	OB+CE (12)
	Oe (39)
	O9/B0 (45)	30 000 (45)	4.0 (45)
	B1Ve (57)	25 400 (57)
HD 62623	A2p (1)
	cA2ep (3)
	A3IIIp (4)
	A2Iab (5, 10, 13)
	A3IIep (6, 25)
	B8Iab: (12)
	A2Ib (19, 31)
	A2Iabe (24, 30, 35, 37)	9 080 (37, 59)	...	-6.8 (37)	-6.5 (37)
	A3IIpe (28)
	A2I (32)
	A3Iab (36)	8 500 (36)	2.0 (36)	...	-5.3 (36)
	...	9 000 (40)	1.35 (40)
	A2.7Ib (58)	-5.5 ± 0.3 (58)
	...	$8\,250 \pm 250$ (60)	2.0 ± 0.5 (60)
HK Ori	Aep (3)
	A4ep (4)
	B7-8/A4 (21)	12 500 (21)	3.30 (21)
	B8[e] (26)
	A4 (27)
	A5 (33)	8 318 (33)
	A9V (38)
	...	8 511 (42)
	A+G (50)
	...	$8\,500 + 4000$ (52)
	...	8500 (63)	4.22 (63)

Continued on next page.

Table A.1 – Continued from previous page.

<i>ID</i>	<i>ST</i>	T_{eff} [K]	$\log g$ [dex]	M_{bol} [mag]	M_{v} [mag]
CD–24 5721	B1.5V: (44) Oe (16)	25800 ± 1200 (44) ...	4.4 (44) ...	–5.28 ± 0.32 (44)
HD 85567	B5Vne (15) B8 (17) B8V:ne (18) B7/8Ve (43) B2V (45) B9 (48) B8Vne (51) 12 590 (43) 19 000 (45) 21 880 (53) 12 450 (56) 13 000 ± 500 (63) 15 000 ± 500 (65) 3.5 (45) 3.5 ± 0.3 (63) ~ 4.0 (65)
CPD–59 2854	B3IIIe (11) B3Iab (34) B2/B3Ve (39)	–2.9 (11)
MWC 877	B1e (29) B3Iane ₂₊ (34) B4IIe (57) 15 000 (57)	–6.45 (29)
HD 323 771	Bep (14) B8 (17) ... B5Vp (48) 15 000 (48) –1.63 (29) ...
HD 52721	... B3e (2) B2Vne (9) B1Ve (23) B2V (22) ... B2 (7) 25 000 (68) 4.0 (68)
HD 53367	B0IV:e (8) ... B0.5: (22, 7) ... B0IV (47) 29 500 (63) ... 29 000 ± 2 000 (62) 4.25(63) ... 4.0 (62)
HD 58647	... B9IV (22) ... A0 IIIIn (49) B9IVep (46) 10 750 ± 125 (69) ... 10 500 ± 200 (66,55) 3.3 (55)
LHA 120–S 65

Continued on next page.

References. (1) Lunt (1919); (2) Merrill & Burwell (1933); (3) Merrill & Burwell (1943); (4) Bidelman (1954); (5) de Vaucouleurs (1957); (6) Kron (1958); (7) Mendoza V. (1958); (8) Herbig (1960); (9) Guetter (1968); (10) Hiltner et al. (1969); (11) Graham (1970); (12) Stephenson & Sanduleak (1971); (13) Levato (1972); (14) Herbst (1975); (15) Houk & Cowley (1975); (16) Nordström (1975); (17) Henize (1976); (18) Garrison et al. (1977); (19) Cucchiari et al. (1978); (20) Eggen (1978); (21) Garrison (1978); (22) Jaschek et al. (1980); (23) Herbst et al. (1982); (24) Hoffleit & Jaschek (1982); (25) Fernie (1983); (26) Whittet et al. (1983); (27) Finkenzeller & Mundt (1984); (28) Reed & Fitzgerald (1984); (29) Kozok (1985); (30) Gutierrez-Moreno et al. (1986); (31) Gray & Garrison (1987); (32) Sreedhar Rao & Abhyankar (1991); (33) Hillenbrand et al. (1992); (34) Vijapurkar & Drilling (1993); (35) Danks & Dennefeld (1994); (36) Rovero & Ringuelet (1994); (37) Snow et al. (1994); (38) Terranegra et al. (1994); (39) Thé et al. (1994); (40) Plets et al. (1995); (41) Lamers et al. (1998); (42) Testi et al. (1998); (43) van den Ancker et al. (1998); (44) Cidale et al. (2001); (45) Miroshnichenko et al. (2001); (46) Mora et al. (2001); (47) Tjin A Djie et al. (2001); (48) Vieira et al. (2003); (49) Abt (2004); (50) Baines et al. (2004); (51) Zhang et al. (2004); (52) Smith et al. (2005); (53) Manoj et al. (2006); (54) Miroshnichenko et al. (2007); (55) Montesinos et al. (2009); (56) Acke et al. (2010); (57) Carmona et al. (2010); (58) Chentsov et al. (2010); (59) Hohle et al. (2010); (60) Meilland et al. (2010); (61) Verhoeff et al. (2012); (62) Alecian et al. (2013); (63) Fairlamb et al. (2015); (64) Ababakr et al. (2016); (65) Khokhlov et al. (2017); (66) Vioque et al. (2018); (67) Condori et al. (2019); (68) Pogodin et al. (2020); (69) Guzmán-Díaz et al. (2021).

Table A.2. Stellar parameters for our sample of stars taken from the literature. The numbers in brackets give the references related to the reported measurements

<i>ID</i>	$\log L_{\star}$ [L_{\odot}]	$E(B - V)$ [mag]	d [kpc]	A_v [mag]
Hen 3–847	> 0.72 (15)	...	> 0.14 (15)	0.74 (15)
	...	0.18 (20)
	3.22 ± 0.08 (31)	...	1.66 ± 0.23 (31)	0.8 ± 0.1 (31)
	2.85 (32)	...	1.843 (32)	0.57 (32)
	...	0.16 ± 0.02 (33)	2.47 ± 0.57 (33)	...
AS 202	$0.997^{+0.379}_{-0.218}$ (35)	...
	0.81 \pm 0.13 (37)	...	$0.649^{+0.093}_{-0.063}$ (38)	...
	1.5 (3)	...
	$0.353^{+0.006}_{-0.006}$ (35)	...
	$0.335^{+0.003}_{-0.004}$ (38)	...
Hen 3–1398	5.3 ± 0.2 (18)	1.10 (18)	3.3 ± 0.4 (18)	...
	...	0.74 ± 0.15 (26)	$2.1^{+0.9}_{-0.6}$ (26)	2.3 ± 0.5 (26)
	4.77 ± 0.07 (31)	2.4 ± 0.1 (31)
	$1.958^{+0.235}_{-0.190}$ (35)	...
	$1.780^{+0.083}_{-0.057}$ (38)	...
HD 62623	...	0.11 (6)
	0.7 (10, 16, 27)	...
	...	0.15 (11)
	...	0.17 (12)
	156 (28)
	0.65 ± 0.1 (29)	...
	$0.664^{+0.240}_{-0.140}$ (35)	...
	$1.124^{+0.357}_{-0.198}$ (38)	...
HK Ori	0.46 (4)	1.5 (4)
	0.8 (5)
	1.09 (8)	...	0.46 (8)	1.2 (8)
	1.32 (14)
	1.13 (32)	...	0.40 (32)	1.21 (32)
CD–24 5721	1.7 (17)
	4.4 ± 0.2 (21)	...	3.5 ± 0.5 (21)	...
	...	0.73 (24)
	$3.612^{+0.576}_{-0.442}$ (35)	...
	$3.255^{+0.148}_{-0.164}$ (38)	...
HD 85567	...	0.23 (13)
	> 2.54 (15)	...	> 0.48 (15)	0.81 (15)
	4.0 ± 0.3 (18)	0.4 (18)	1.5 ± 0.5 (18)	...
	4.66 (23)	0.36 (23)	...	2.23 (23)
	4.17 ± 0.16 (31)	1.1 ± 0.1 (31)
	$3.13^{+0.46}_{-0.45}$ (32)	...	$0.91^{+0.18}_{-0.15}$ (32)	$0.89^{+0.03}_{-0.02}$ (32)
	3.3 ± 0.2 (34)	...	1.3 ± 0.1 (34)	...
	$1.002^{+0.030}_{-0.028}$ (35)	...
...	...	$1.036^{+0.017}_{-0.015}$ (38)	...	
CPD–59 2854	2.2 (2)	1.7 (2)
	$3.825^{+0.480}_{-0.386}$ (35)	...
	$3.144^{+0.104}_{-0.108}$ (38)	...
MWC 877	...	1.22 (4)	0.54 (4)	...
	...	1.10 (7)	2.56 (7)	...
	...	1.31* (9)
	...	1.10 ± 0.15 (26)	$1.1^{+0.3}_{-0.2}$ (26)	3.4 ± 0.5 (26)
	$1.270^{+0.147}_{-0.120}$ (35)	...
	$1.501^{+0.069}_{-0.056}$ (38)	...

HD 323 771	...	0.40 (7)	2.05 (7)	...
	0.9 (30)
	$1.072^{+0.069}_{-0.061}$ (35)	...
	$1.074^{+0.026}_{-0.029}$ (38)	...
HD 52721	3.87 (32)	...	0.531 (32)	...

Continued on next page.

Table A.2 – Continued from previous page.

<i>ID</i>	$\log L_{\star}$ [L_{\odot}]	$E(B - V)$ [mag]	d [kpc]	A_v [mag]
	0.72 (1)	...
HD 53367	4.11 (32)	...	0.34 (32)	...
	$1.599^{+0.926}_{-0.458}$ (38)	...
	...	0.55 (19)
HD 58647	2.47 (22)	...	$0.302^{+0.002}_{-0.002}$ (38)	...
	2.49 ± 0.01 (39)	...	$0.28^{+0.008}_{-0.005}$ (15)	...
	$2.44^{+0.11}_{-0.09}$	0.318 (36)	...	0.37 (36)
	2.96 (25)	0.543 (25)
LHA 120–S 65

Continued on next page.

Notes. (*) We inferred the colour excess $E(B - V)$ from the relation $E(b - y) = 0.74 E(B - V)$.

References. (1) Mendoza V. (1958); (2) Graham (1970); (3) Eggen (1978); (4) Finkenzeller & Mundt (1984); (5) Harvey (1984); (6) Reed & Fitzgerald (1984); (7) Kozok (1985); (8) Hillenbrand et al. (1992); (9) Kilkenny (1993); (10) Rovero & Ringuelet (1994); (11) Snow et al. (1994); (12) Plets et al. (1995); (13) Malfait et al. (1998); (14) Testi et al. (1998); (15) van den Ancker et al. (1998); (16) Bittar et al. (2001); (17) Cidale et al. (2001); (18) Miroshnichenko et al. (2001); (19) Tjin A Dje et al. (2001); (20) Gauba & Parthasarathy (2003); (21) Miroshnichenko et al. (2003); (22) Monnier et al. (2005); (23) Manoj et al. (2006); (24) Miroshnichenko (2007); (25) Montesinos et al. (2009); (26) Carmona et al. (2010); (27) Chentsov et al. (2010); (28) Hohle et al. (2010); (29) Meilland et al. (2010); (30) Sartori et al. (2010); (31) Verhoeff et al. (2012); (32) Fairlamb et al. (2015); (33) Vickers et al. (2015); (34) Khokhlov et al. (2017); (35) Bailer-Jones et al. (2018); (36) Vioque et al. (2018); (37) Condori et al. (2019); (38) Bailer-Jones et al. (2021); (39) Marcos-Arenal et al. (2021).

List of Objects

‘HK Ori’ on page 1
‘HD 323771’ on page 1
‘HD 52721’ on page 1
‘AS 202’ on page 1
‘HD 85567’ on page 1
‘HD 62623’ on page 1
‘Hen 3–847’ on page 1
‘CD–24 5721’ on page 1
‘HD 53367’ on page 1
‘HD 58647’ on page 1
‘Hen 3–1398’ on page 1
‘MWC 877’ on page 1
‘CPD–59 2854’ on page 1
‘LHA 120–S 65’ on page 1
‘AS 202’ on page 3
‘HK Ori’ on page 3
‘HD 52721’ on page 3
‘HD 323771’ on page 3
‘CPD –59 2854’ on page 3
‘LHA 120–S 65’ on page 3
‘Hen 3–847’ on page 3
‘Hen 3–1398’ on page 3
‘CD–24 5721’ on page 3
‘HD 53367’ on page 3
‘HD 85567’ on page 3
‘MWC 877’ on page 3
‘HD 62623’ on page 3
‘HD 58647’ on page 3
‘Hen 3–847’ on page 4
‘AS 202’ on page 4
‘Hen 3–1398’ on page 4
‘HD 62623’ on page 4
‘HK Ori’ on page 4
‘CD–24 5721’ on page 4
‘HD 85567’ on page 4
‘CPD–59 2854’ on page 4

‘MWC 877’ on page 4
 ‘HD 323771’ on page 4
 ‘HD 52721’ on page 4
 ‘HD 53367’ on page 4
 ‘HD 58647’ on page 4
 ‘LHA 120–S 65’ on page 4
 ‘Hen 3–847’ on page 4
 ‘Hen 3–847’ on page 4
 ‘AS 202’ on page 4
 ‘AS 202’ on page 4
 ‘Hen 3–1398’ on page 4
 ‘HD 62623’ on page 4
 ‘HK Ori’ on page 4
 ‘CD–24 5721’ on page 4
 ‘HD 85567’ on page 4
 ‘CPD–59 2854’ on page 4
 ‘MWC 877’ on page 4
 ‘HD 323 771’ on page 4
 ‘HD 52721’ on page 4
 ‘HD 53367’ on page 4
 ‘HD 58647’ on page 4
 ‘LHA 120–S 65’ on page 4
 ‘HD 52721’ on page 4
 ‘HD 53367’ on page 4
 ‘HD 323 771’ on page 4
 ‘Hen 3–847’ on page 4
 ‘CD–24 5721’ on page 4
 ‘AS 202’ on page 4
 ‘Hen 3–1398’ on page 4
 ‘HD 62623’ on page 4
 ‘CD-24 5721’ on page 4
 ‘AS 202’ on page 4
 ‘HD 52721’ on page 4
 ‘CPD-59 2854’ on page 4
 ‘LHA 120–S 65’ on page 4
 ‘HD 58647’ on page 4
 ‘HD 85567’ on page 4
 ‘HD 323 771’ on page 4
 ‘HK Ori’ on page 4
 ‘HD 58647’ on page 4
 ‘HD 85567’ on page 4
 ‘Hen 3–847’ on page 5
 ‘HD 53367’ on page 5
 ‘MWC 877’ on page 5
 ‘Hen 3–847’ on page 5
 ‘CD–48 7859’ on page 5
 ‘V1028 Cen’ on page 5
 ‘IRAS 12584–4837’ on page 5
 ‘Hen 3–847’ on page 7
 ‘Hen 3–847’ on page 7
 ‘AS 202’ on page 7
 ‘AS 202’ on page 7
 ‘Hen 3–1398’ on page 7
 ‘HD 62623’ on page 7
 ‘HK Ori’ on page 7
 ‘CD–24 5721’ on page 7
 ‘HD 85567’ on page 7
 ‘CPD–59 2854’ on page 7
 ‘MWC 877’ on page 7
 ‘HD 323 771’ on page 7
 ‘HD 52721’ on page 7
 ‘HD 53367’ on page 7
 ‘HD 58647’ on page 7
 ‘LHA 120–S 65’ on page 7

'Hen 3-847' on page 7
'Hen 3-847' on page 7
'AS 202' on page 7
'AS 202' on page 7
'Hen 3-1398' on page 7
'HD 62623' on page 7
'HK Ori' on page 7
'CD-24 5721' on page 7
'HD 85567' on page 7
'CPD-59 2854' on page 7
'MWC 877' on page 7
'HD 323 771' on page 7
'HD 52721' on page 7
'HD 53367' on page 7
'HD 58647' on page 7
'LHA 120-S 65' on page 7
'AS 202' on page 7
'Hen 3-174' on page 7
'IRAS 08307-3748' on page 7
'FX Vel' on page 7
'Hen 3-847' on page 8
'AS 202' on page 8
'AS 202' on page 8
'Hen 3-1398' on page 8
'CPD-38 6814' on page 8
'MWC 878' on page 8
'IRAS 17213-3841' on page 8
'CD-38 11837' on page 8
'Hen 3-1398' on page 8
'Hen 3-1398' on page 8
'HD 62623' on page 9
'3 Puppis' on page 9
'HR 2996' on page 9
'IRAS 07418-2850' on page 9
'HD 62623' on page 9
'HK Ori' on page 9
'MWC 497' on page 9
'IRAS 05286+1207' on page 9
'TYC 709-857-1' on page 9
'CD-24 5721' on page 9
'Hen 3-52' on page 9
'ALS 612' on page 9
'IRAS 07370-2438' on page 9
'HD 85567' on page 10
'CPD-60 1510' on page 10
'Hen 3-331' on page 10
'V 596 Car' on page 10
'CPD-59 2854' on page 10
'WRAY 15-689' on page 10
'IRAS 10538-5958' on page 10
'MWC 877' on page 10
'HD 323154' on page 10
'CD-38 11806' on page 10
'Hen 3-1393' on page 10
'IRAS 17197-3901' on page 10
'HD 323771' on page 10
'CD-39 11602' on page 10
'Hen 3-1425' on page 10
'IRAS 17306-3921' on page 10
'HD 52721' on page 10
'GU Cma' on page 10
'MWC 164' on page 10
'IRAS 06594-1113' on page 10
'HD 53367' on page 10

‘V 750 Mon’ on page 10
 ‘MWC 166’ on page 10
 ‘IRAS 07020–1022’ on page 10
 ‘HD 58647’ on page 10
 ‘BD–13 2008’ on page 10
 ‘IRAS 07236–1404’ on page 10
 ‘LHA 120–S 65’ on page 11
 ‘AL 18’ on page 11
 ‘2MASS J04470544–6816167’ on page 11
 ‘HK Ori’ on page 11
 ‘HD 62623’ on page 11
 ‘HD 85567’ on page 11
 ‘HD 62623’ on page 11
 ‘HD 85567’ on page 11
 ‘Hen 3–847’ on page 12
 ‘HK Ori’ on page 12
 ‘AS 202’ on page 12
 ‘CD–24 5721’ on page 12
 ‘HD 52721’ on page 12
 ‘HD 53367’ on page 12
 ‘HD 58647’ on page 12
 ‘HD 85567’ on page 12
 ‘HD 323771’ on page 12
 ‘HK Ori’ on page 12
 ‘HD 323771’ on page 12
 ‘HD 52721’ on page 12
 ‘HD 53367’ on page 12
 ‘HD 52721’ on page 12
 ‘HD 53367’ on page 12
 ‘HD 58647’ on page 12
 ‘HD 85567’ on page 12
 ‘AS 202’ on page 12
 ‘CD–24 5721’ on page 12
 ‘HD 85567’ on page 12
 ‘CD–24 5721’ on page 12
 ‘Hen 3–1398’ on page 12
 ‘HD 62623’ on page 12
 ‘CPD–59 2854’ on page 12
 ‘MWC 877’ on page 12
 ‘LHA 120–S 65’ on page 12
 ‘HD 62623’ on page 12
 ‘Hen 3–1398’ on page 12
 ‘Hen 3–847’ on page 12
 ‘AS 202’ on page 12
 ‘Hen 3–1398’ on page 12
 ‘HD 62623’ on page 12
 ‘HK Ori’ on page 12
 ‘CD–24 5721’ on page 12
 ‘HD 85567’ on page 12
 ‘CPD–59 2854’ on page 12
 ‘MWC 877’ on page 12
 ‘HD 323 771’ on page 12
 ‘HD 52721’ on page 12
 ‘HD 53367’ on page 12
 ‘HD 58647’ on page 12
 ‘LHA 120–S 65’ on page 12
 ‘CPD–59 2854’ on page 12
 ‘LHA 120–S 65’ on page 12
 ‘MWC 877’ on page 12
 ‘HD 53367’ on page 12
 ‘CPD–59 2854’ on page 13
 ‘MWC 877’ on page 13
 ‘LHA 120–S 65’ on page 13
 ‘HD 85567’ on page 13

'HD 58647' on page 13
'HD 52721' on page 13
'HD 323771' on page 13
'HD 62623' on page 13
'HK Ori' on page 13
'HD 323771' on page 13
'HD 52721' on page 13
'AS 202' on page 13
'HD 85567' on page 13
'HD 62623' on page 13
'Hen 3–847' on page 13
'CD–24 5721' on page 13
'HD 53367' on page 13
'HD 58647' on page 13
'Hen 3–1398' on page 13
'MWC 877' on page 13
'CPD–59 2854' on page 13
'LHA 120-S 65' on page 13
'Hen 3–847' on page 14
'Hen 3–847' on page 14
'AS 202' on page 14
'AS 202' on page 14
'HK Ori' on page 14
'CD–24 5721' on page 14
'HD 85567' on page 14
'HD 323 771' on page 14
'HD 52721' on page 14
'HD 53367' on page 14
'HD 58647' on page 14
'Hen 3–847' on page 16
'Hen 3–847' on page 16
'AS 202' on page 16
'AS 202' on page 16
'Hen 3–1398' on page 16
'HD 62623' on page 16
'HD 62623' on page 16
'HK Ori' on page 16
'HK Ori' on page 16
'CD–24 5721' on page 16
'HD 85567' on page 17
'CPD–59 2854' on page 17
'G289.0–0.3' on page 17
'CPD–59 2854' on page 17
'MWC 877' on page 17
'HD 323 771' on page 17
'HD 323771' on page 17
'HD 52721' on page 17
'HD 52721' on page 17
'ADS 5713' on page 17
'HD 53367' on page 17
'IC 2177' on page 17
'HD 58647' on page 18
'LHA 120–S 65' on page 18
'Hen 3–847' on page 19
'AS 202' on page 19
'Hen 3–1398' on page 19
'HD 62623' on page 19
'HK Ori' on page 19
'CD–24 5721' on page 20
'HD 85567' on page 20
'CPD–59 2854' on page 20
'MWC 877' on page 20
'HD 323 771' on page 20
'HD 52721' on page 20

'HD 53367' on page 20
'HD 58647' on page 20
'LHA 120-S 65' on page 20
'Hen 3-847' on page 21
'AS 202' on page 21
'Hen 3-1398' on page 21
'HD 62623' on page 21
'HK Ori' on page 21
'CD-24 5721' on page 21
'HD 85567' on page 21
'CPD-59 2854' on page 21
'MWC 877' on page 21
'HD 323 771' on page 21
'HD 52721' on page 21
'HD 53367' on page 22
'HD 58647' on page 22
'LHA 120-S 65' on page 22