

Bayesian estimation of King's profile parameters for ten open clusters in the Milky Way

M.S. Pera¹, G.I. Perren¹, H.D. Navone² & R.A. Vázquez¹

¹ *Facultad de Ciencias Astronómicas y Geofísicas (UNLP), Instituto de Astrofísica de La Plata (IALP-CONICET), La Plata, Argentina.*

² *Facultad de Ciencias Exactas, Ingeniería y Agrimensura (FCEIA-UNR), Instituto de Física de Rosario (IFIR-CONICET).*

Contact / msolpera@gmail.com

Resumen / Aplicamos un método de inferencia bayesiana diseñado para estimar los parámetros de un perfil de King sobre diez cúmulos abiertos seleccionados con datos obtenidos de la segunda publicación de datos de la misión Gaia. Los cúmulos están ubicados a distintas distancias, esparcidos por todo el disco galáctico y abarcando un amplio rango de edad. Mediante la aplicación de nuestro algoritmo de estimación de membresía pyUPMASK, los datos de entrada se limpian de estrellas de campo contaminantes antes de su procesamiento con el marco bayesiano. El método de ajuste de perfil King permite ajustar un perfil elíptico girado en datos espaciales, lo que da como resultado una solución de cuatro parámetros: ángulo de rotación, excentricidad, radio del núcleo y radio de marea. Planeamos extender los resultados obtenidos aquí a tantos cúmulos abiertos como sea posible, creando así una base de datos homogénea de parámetros estructurales estimados mediante inferencia bayesiana.

Abstract / We apply a Bayesian inference method designed to estimate the parameters of a King profile on ten selected open clusters with data obtained from the Gaia DR2 survey. The clusters are located at various distances, scattered throughout the galactic disk, and spanning a wide age range. Through the application of our pyUPMASK membership estimation algorithm, the input data is cleaned from contaminating field stars previous its processing with the Bayesian framework. The King profile fitting method allows for an elliptical rotated profile to be fitted on spatial data, resulting in a four parameters solution: rotation angle, eccentricity, core radius, and tidal radius. We plan on extending the results obtained here to as many open clusters as possible, thus creating a homogeneous database of structural parameters estimated through Bayesian inference.

Keywords / Methods: statistical – Galaxies: star clusters: general – (Galaxy:) open clusters and associations: general – Techniques: photometric– Parallaxes – Proper motions

1. Introduction

Open clusters are valuable laboratories not only to study stellar evolution, but also stellar dynamics. Over 2000 open clusters have been catalogued to date in the database compiled by Dias et al. (2002)(DAML02). Most of the catalogued clusters have their fundamental parameters estimated through rather basic analysis methods applied to data sets, very often, quite limited in terms of cluster area coverage. This is particularly true for structural properties such as their centers and radii, which are simply estimated by eye in most cases. A cluster's radius is related to its dynamical relaxation and its age, two very important characteristics. We thus carry out an analysis of ten selected open clusters using our two packages: pyUPMASK (Pera et al. in prep) and AStECA (Perren et al. (2015)). The first one is employed to estimate membership probabilities, while the second one takes care of the center and radius estimation.

2. Methods

The first part of this work consists in estimating membership probabilities using our pyUPMASK membership estimation algorithm (Pera et al. in prep; an enhanced version of the UPMASK algorithm by Krone-Martins & Moitinho (2014)) to clean the input data from contaminating stars. The most probable members are then used to estimate King's profile

parameters (King (1962)) on ten selected open clusters from the DAML02 database. The main parameters from this profile are the core (r_c , measures the degree of concentration at the core of the cluster) and tidal radius (r_t , measures the edge of the cluster beyond which stars are lost due to the gravitational pull of the host galaxy). For this we use the maximum likelihood estimation method employed in Pieres et al. (2016) and extended by us to process rotated and elliptical clusters. In the mentioned article, the likelihood that star i belongs to the full model (King profile) with radii r_c and r_t and centred at (x_c, y_c) is written as

$$l_i = \rho_{cl}(r_i) + \rho_{fl} \quad (1)$$

where ρ_{fl} is the field density value and $\rho_{cl}(r_i)$ is the surface density profile at a distance r_i from the cluster's center:

$$\rho_{cl}(r_i) = k \left(\frac{1}{[1 + (r_i/r_c)^2]^{1/2}} + \frac{1}{[1 + (r_i/r_c)^2]^{1/2}} \right) \quad (2)$$

where k is the central surface density and, for elliptical clusters, r_i is equivalent to the semi-major axis of a rotated ellipse with eccentricity ecc and rotation angle θ :

$$\sqrt{\frac{[(x_i-x_c)\cos(\theta)+(y_i-y_c)\sin(\theta)]^2+(x_i-x_c)\sin(\theta)-(y_i-y_c)\cos(\theta)]^2}{1-ecc^2}} \quad (3)$$

To estimate the parameters r_c , r_t , ecc and θ we use Bayesian inference on the model represented by the log-likelihood sum over all stars:

$$\log(\mathcal{L})(r_c, r_t, ecc, \theta) = \sum_{i=1}^N \log(l_i) \quad (4)$$

The AStECA package first uses a two-dimensional Gaussian kernel density estimator to determine the center coordinates of the cluster. After this, the emcee (Foreman-Mackey et al. (2013)) package is employed to explore the $[r_c, r_t, ecc, \theta]$ parameters space and estimate the distribution of each parameter.

We repeated this process two times: first using the subset of probable members estimated with pyUPMASK, and then using all the stars in the frame with no previous field star removal applied. We found the using the subset of most probable members impacts negatively on the results.

3. Results

We show the results for two of the ten clusters analyzed. Fig 1 and Fig 2 show the results given by AStECA for NGC 1893. The six plots of the Fig 1 (three in the first column, three in the second column) show the resulting distribution of the four fitted parameters (r_c , r_t , ecc and θ) after the Bayesian inference method is applied. The plot in the first row of Fig 2 shows the elliptical radial density profile of the cluster region. The King profile fit is indicated with the dashed green curve with r_c and r_t shown as a vertical dashed and solid green line, respectively. The red vertical line is an estimated circular cluster found by another method in AStECA. In the second row we show the cluster's coordinate space and a density map. The green ellipse corresponds to the ellipse of the adjusted parameters ecc and θ with a semi-major axis equal to r_t .

The same analysis, but for the cluster Berkeley 31, is shown in Fig 3 and Fig 4. This cluster shows an equally reasonable King profile with a much less elliptical fit. The estimated radius reported in the DAML02 database for this cluster is 2.5 [arcmin] which is four times smaller than the tidal radius of almost 10 [arcmin] estimated here.

This shows that the radii reported in DAML02, being in most cases a by-eye estimate, are underestimated by a substantial amount.

The results shown in this work are those that do not use the clusters cleaned by removing stars with low membership probabilities found by pyUPMASK. In general we found much better King profile fits using simply the complete observed frame.

We also found that the rotation angle for ellipticities below ~ 0.5 has little value, as it is almost completely

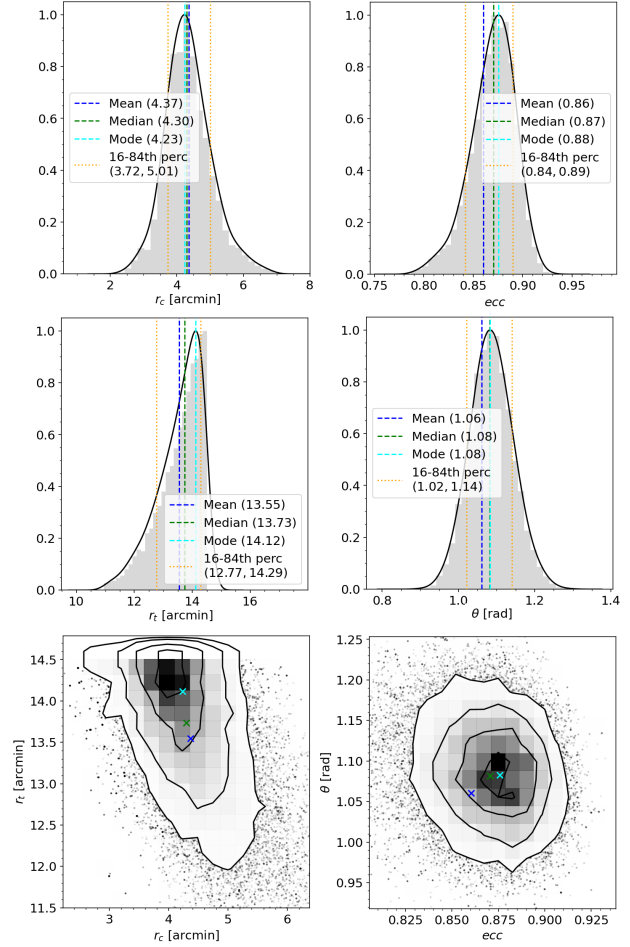


Figure 1: Distribution of the four parameters adjusted for NGC1893

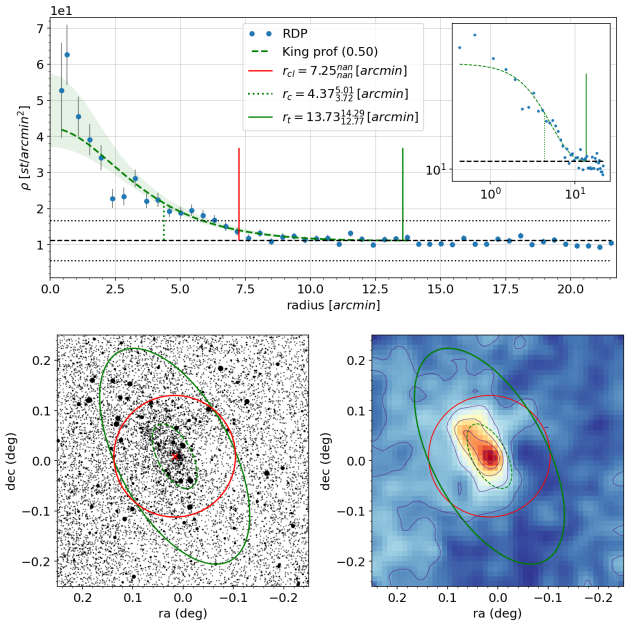


Figure 2: Elliptical radial density profile, r_c and r_t for NGC1893

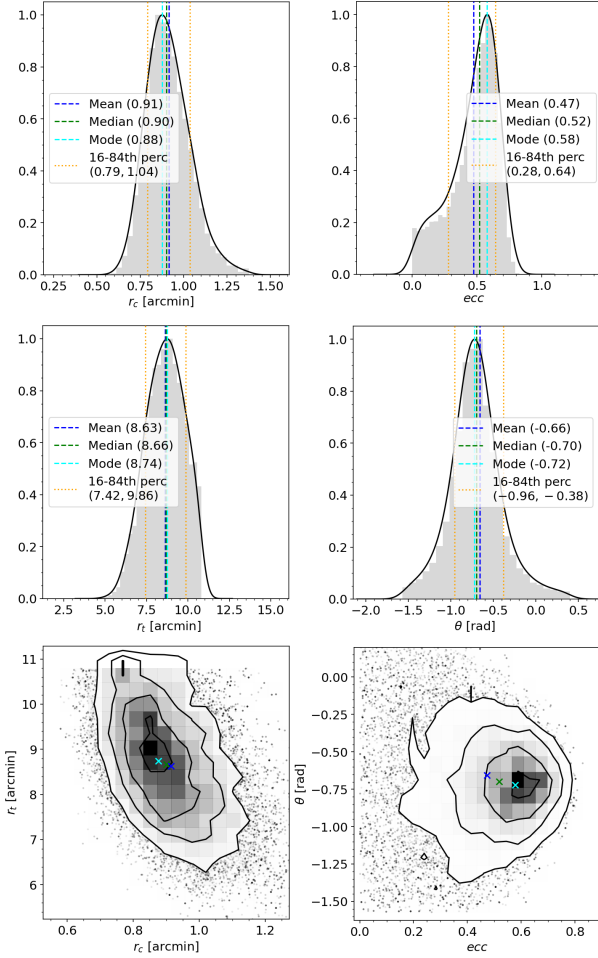
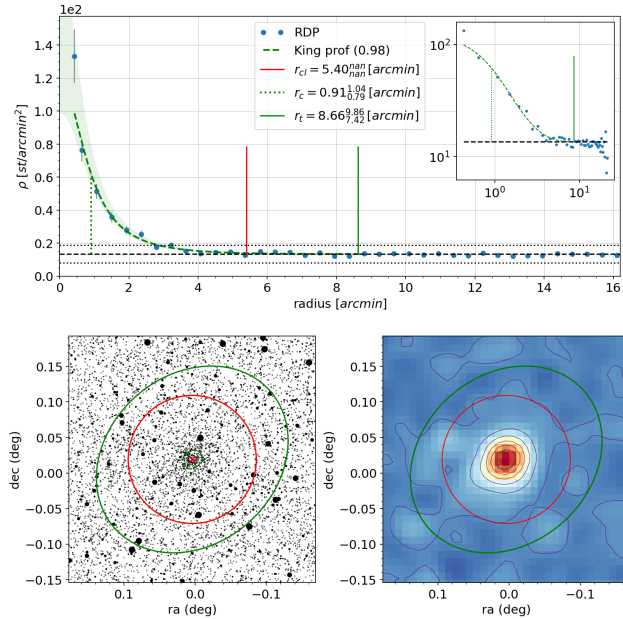


Figure 3: Distribution of the four parameters adjusted for Berkeley 31


 Figure 4: Elliptical radial density profile, r_c and r_t for Berkeley 31

degenerated for clusters that do not have a clear ellipticity.

 Table 1: Results obtained by us of the r_t and r_c values for the ten clusters, and the values found in the DAML02 database.

Name	α_{J2000}	δ_{J2000}	r_{cat} [arcmin]	r_c [arcmin]	r_t [arcmin]
Auner 1	07 04 16	-19 45 00	3.0	$0.78^{0.89}_{0.68}$	$6.86^{7.66}_{5.88}$
Berkeley 29	06 53 18	+16 55 00	3.0	$0.51^{0.57}_{0.45}$	$8.66^{9.37}_{7.64}$
Berkeley 31	06 57 36	+08 16 00	2.5	$0.91^{1.04}_{0.79}$	$8.66^{9.86}_{7.42}$
Berkeley 71	05 40 55	+32 16 40	3.1	$2.20^{3.02}_{1.44}$	$4.12^{4.89}_{3.52}$
IC 166	01 52 30	+61 50 00	3.5	$2.68^{2.85}_{2.50}$	$13.44^{14.05}_{12.70}$
IC 1311	20 10 18	+41 13 00	3.5	$1.97^{2.16}_{1.79}$	$9.77^{10.42}_{9.00}$
NGC 2671	08 46 12	-41 52 42	3.0	$13.56^{16.19}_{10.87}$	$17.71^{18.84}_{16.56}$
NGC 3603	11 15 07	-61 15 36	2.0	$0.67^{0.74}_{0.60}$	$4.21^{4.49}_{3.88}$
NGC 1893	05 22 44	+33 24 42	12.5	$4.37^{5.01}_{3.72}$	$13.73^{14.29}_{12.77}$
PISMIS 5	08 37 38	-39 35 00	6.0	$0.83^{1.17}_{0.52}$	$2.23^{2.70}_{1.82}$

Table 1 shows the radii found in the DAML02 database for the 10 analyzed open clusters and the values r_c and r_t found by us through the Bayesian elliptical and rotated King profile fit.

4. Conclusions

Our method showed to work for rotated clusters even with a marked ellipticities, providing better fits than the simple circular (non-rotated) classic fit. The values found for r_t are, on average, two to five times larger than the values found in the DAML02 database. There are a few notable exceptions such as NGC 1893 where the DAML02 radius is comparable to the one found by us. Given the rather extreme ellipticity associated to this cluster (~ 0.86) it is easy to see that using a circular fit would overestimate the real area of the cluster by a large amount. This also means that a large number of non-members (field stars) would be included in the cluster region, further complicating its analysis.

Interestingly, we also found that the application of a decontamination method prior to the King profile fit generates unfavorable results for obtaining the desired parameters. This is true for both the classical non-elliptical non-rotated profile, as well as our more general elliptical and rotated profile.

We plan on extending this analysis to largest possible amount of open clusters from the DAML02 database, using Gaia DR2 data.

References

- Dias W.S., et al., 2002, VizieR Online Data Catalog, VII/229A
- Foreman-Mackey D., et al., 2013, PASP, 125, 306
- King I., 1962, AJ, 67, 471
- Krone-Martins A., Moitinho A., 2014, A&A, 561, A57
- Perren G.I., Vázquez R.A., Piatti A.E., 2015, A&A, 576, A6
- Pieres A., et al., 2016, MNRAS, 461, 519