




 Cite this: *RSC Adv.*, 2021, 11, 12739

# FTIR product study of the Cl-initiated oxidation products of CFC replacements: (*E/Z*)-1,2,3,3,3-pentafluoropropene and hexafluoroisobutylene

 Cynthia B. Rivela,<sup>a</sup> Rodrigo G. Gibilisco,<sup>b</sup> Carmen M. Tovar,<sup>b</sup> Ian Barnes,<sup>†b</sup> Peter Wiesen,<sup>b</sup> María B. Blanco <sup>a</sup> and Mariano A. Teruel <sup>\*a</sup>

A product study of the reactions of (*E/Z*)-1,2,3,3,3-pentafluoropropene ((*E/Z*)-CF<sub>3</sub>CF=CHF) and hexafluoroisobutylene ((CF<sub>3</sub>)<sub>2</sub>C=CH<sub>2</sub>) initiated by Cl atoms were developed at 298 ± 2 K and atmospheric pressure. The experiments were carried out in a 1080 L quartz-glass environmental chamber coupled *via in situ* FTIR spectroscopy to monitor the reactants and products. The main products observed and their yields were as follows: CF<sub>3</sub>C(O)F (106 ± 9)% with HC(O)F (100 ± 8)% as a co-product for (*E/Z*)-CF<sub>3</sub>CF=CHF, and CF<sub>3</sub>C(O)CF<sub>3</sub> (94 ± 5)% with HC(O)Cl (90 ± 7)% as a co-product for (CF<sub>3</sub>)<sub>2</sub>C=CH<sub>2</sub>. Atmospheric implications of the end-product degradation are assessed in terms of their impact on ecosystems to help environmental policymakers consider HFOs as acceptable replacements.

Received 12th January 2021

Accepted 10th March 2021

DOI: 10.1039/d1ra00283j

[rsc.li/rsc-advances](http://rsc.li/rsc-advances)

## 1 Introduction

The adverse effects of chlorofluorocarbons (CFCs) on the stratospheric ozone layer are known and have been extensively studied.<sup>1,2</sup> Several viable CFC replacements have been proposed in the last decade, such as hydrofluorocarbons (HFCs), hydrofluoroethers (HFEs), and hydrofluoroalcohols (HFAs). Moreover, recently, hydrofluoroolefins (HFOs) have been proposed as the fourth-generation replacements for CFCs.<sup>3</sup> Hydrofluoroolefins (HFOs) have been proposed as replacements mainly of refrigerants.<sup>4,5</sup> In addition, HFOs have numerous other industrial applications as foaming agents, aerosol propellants, mobile air conditioning systems, precision solvent cleaners, MDIs (metered dose inhalers), medical propellants, coatings, and as basic components in the production of fluoropolymers, *etc.*<sup>4,6,7</sup> HFOs are known to be highly reactive due to the presence of a C–C double bond, resulting in short atmospheric lifetimes and therefore zero ozone depletion potentials (ODP) and minimized global warming potentials (GWP).

Several experiments determined that the reactions of fluorinated alkenes in the troposphere are mainly controlled by OH radicals,<sup>8,9</sup> while oxidation *via* Cl atoms can also be an important homogeneous loss process at dawn in coastal or marine

regions and has also been observed in the central and urban areas.<sup>10,11</sup>

This present work aims to perform a detailed study on the atmospheric degradation mechanism of the reaction of *E/Z*-isomeric mixture of 1,2,3,3,3-pentafluoropropene (PFP) and hexafluoroisobutylene (HFIB) initiated by Cl atoms.

Only one product study related to OH and Cl-initiated oxidation of individual (*Z*) and (*E*) isomers of 1,2,3,3,3-pentafluoropropene has been reported in the literature using a Pyrex reactor and the FTIR technique as a detection system.<sup>12</sup> The authors have reported for both Cl and OH radical-initiated oxidations of CF<sub>3</sub>CF=CHF, and the presence of CF<sub>3</sub>C(O)F and HC(O)F in 100% indistinguishable molar yields for both (*Z*) and (*E*) isomers.

Only a product identification study of the reactions of hexafluoroisobutylene with OH radicals and Cl atoms was previously reported.<sup>13</sup> This study was performed at 296 ± 1 K and atmospheric pressure using a Pyrex reactor and FTIR spectroscopy to monitor the reactants and products. HC(O)H and CF<sub>3</sub>C(O)CF<sub>3</sub> were identified as final oxidation products in both OH- and Cl-initiated oxidation reactions, while HC(O)Cl, HCl, and CO were observed in the Cl-initiated oxidation reaction. In addition, a theoretical study of the reaction of hexafluoroisobutylene (HFIB) with OH radicals has been performed, where two different reaction channels of HFIB with OH radicals were postulated: addition to the >C=C< bond and one H-abstraction reaction channel. These authors reported three possible reaction pathways for this reaction: two addition channels associated with the addition of OH radicals to the >C=C< bond and the abstraction of the H atom from the –CH<sub>2</sub> group. They further observed that while the

<sup>a</sup>Instituto de Investigaciones en Fisicoquímica de Córdoba (INFIQC), CONICET, Dpto. de Fisicoquímica, Facultad de Ciencias Químicas, Universidad Nacional de Córdoba, Ciudad Universitaria, 5000 Córdoba, Argentina. E-mail: mteruel@fcq.unc.edu.ar

<sup>b</sup>Physikalische Chemie/FBC, Bergische Universitaet Wuppertal, Wuppertal, Germany

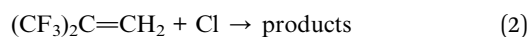
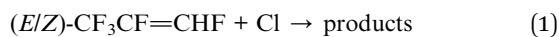
† Deceased 1 January 2018.



addition channels dominate the kinetics of this reaction, the contribution of the H abstraction channel cannot be completely neglected. This observation was particularly shown at the high temperature range of 250–1000 K used in this study.<sup>9</sup>

To the best of our knowledge, previous product quantification studies of the reactions of Cl atoms with the isomeric mixture (*E/Z*) of 1,2,3,3,3-pentafluoropropene, or for hexafluoroisobutylene, are not available in literature. Consequently, the current work is the first determination of the product distribution for the title reactions.

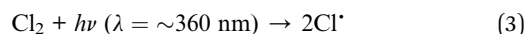
Before the widespread use of these species, it is essential to investigate the potential environmental effects of its degradation products. For this purpose, the reaction products of the Cl atom-initiated gas phase degradation of the *E/Z*-isomeric mixture of 1,2,3,3,3-pentafluoropropene (PFP) and hexafluoroisobutylene (HFIB) have been studied:



## 2 Experimental

The product studies were performed in a quartz chamber of 1080 L capacity in synthetic air at  $298 \pm 2$  K and 760 Torr coupled with *in situ* FTIR spectroscopy. The reactor consists of two quartz glass container cylinders, each 3 m long and 45 cm internal diameter, joined in the middle with both open ends closed by aluminum flanges. The photolysis system consists of 32 super actinic black lamps (Philips TL05 40 W: 320–480 nm,  $\lambda_{\text{max}} = 360$  nm) and 32 low-pressure mercury vapor germicidal lamps (Philips TUV 40 W;  $\lambda_{\text{max}} = 254$  nm). The quartz chamber reactor has been used previously at the Wuppertal laboratory, and more relevant details are described by Barnes *et al.*<sup>14,15</sup>

Chlorine atoms were generated by the photolysis of molecular chlorine ( $\text{Cl}_2$ ) using the black lamps:



The initial mixing ratios used in the experiments for HFOs in ppm (1 ppm =  $2.46 \times 10^{13}$  molecule  $\text{cm}^{-3}$  at 298 K and 760 Torr total pressure) were 1.5 ppm for 1,2,3,3,3-pentafluoropropene, (*E/Z*) mixture and 1.5 ppm of hexafluoroisobutylene. The initial concentration for the precursor of the oxidant was typically around 6 ppm of  $\text{Cl}_2$ . The infrared absorption frequencies at 1407.8 and 1383.7  $\text{cm}^{-1}$  were used to monitor the concentration–time behavior of 1,2,3,3,3-pentafluoropropene, (*E/Z*) mixture and hexafluorobutylene, respectively. Readily identifiable products were monitored at the following absorption frequencies (in  $\text{cm}^{-1}$ ):  $\text{CF}_3\text{C}(\text{O})\text{F}$  at 1897.7;  $\text{HC}(\text{O})\text{F}$  at 1837.7;  $\text{CF}_3\text{C}(\text{O})\text{CF}_3$  at 974.7 and  $\text{HC}(\text{O})\text{Cl}$  at 738.6.

The chemicals used in the experiments had the following purities as given by the manufacturer and were used as supplied: synthetic air (Air Liquide, 99.999%); 1,2,3,3,3-pentafluoropropene

(Apollo Scientific, mixture (*E/Z*) isomers 97%, no manufacture details on isomer ratio), hexafluorobutylene (Apollo Scientific, purity not specified), and  $\text{Cl}_2$  (Messer Griesheim,  $\geq 99.8\%$ ). Wall deposition, reaction with the precursor of Cl, or photolysis was found to be negligible for both HFOs studied.

## 3 Results and discussion

To investigate the oxidation mechanism of HFOs initiated by Cl atoms, a mixture of HFO,  $\text{Cl}_2$ , and air was irradiated for the time period of 10–30 minutes, during which infrared spectra were recorded on an FTIR spectrometer. Typically, up to 128 interferograms were co-added per spectrum for approximately 40 s, and 15–20 spectra were collected. Prior to the initiation of the reaction by Cl atoms, 5 spectra were collected in dark to check the homogeneity and the unexpected dark decay of the compounds (*e.g.*, wall losses or dark reactions).

### *(E/Z)*-isomeric mixture of 1,2,3,3,3-pentafluoropropene + Cl reaction

In Fig. 1, a schematic representation of the expected reaction mechanism of PFP with Cl atoms and the obtained products, trifluoroacetyl fluoride ( $\text{CF}_3\text{C}(\text{O})\text{F}$ ) and formyl fluoride ( $\text{HC}(\text{O})\text{F}$ ), is presented. The proposed mechanism suggests that the Cl atom could be added to the carbon atom  $\text{C}_1$  or  $\text{C}_2$  of the double bond, followed by the subsequent reactions with  $\text{O}_2$  to form  $\text{RO}_2$  with further 1,2-chloroalkoxy radical production. This radical formed could decompose to give  $\text{CF}_3\text{C}(\text{O})\text{F}$  and  $\text{HC}(\text{O})\text{F}$ .

Fig. 2 trace A shows the infrared spectrum of a PFP/ $\text{Cl}_2$ /air reaction mixture after irradiation and subtraction of residual PFP. The spectra of the identified products are presented in Fig. 2, where trace B shows a reference spectrum of trifluoroacetyl fluoride and trace C shows a formyl fluoride spectrum. Trace D shows the residual spectrum obtained after the subtraction of the spectra in traces A, B, and C. The presence of unidentified absorption bands was negligible in the residual product spectrum. Therefore, it is assumed that trifluoroacetyl fluoride and formyl fluoride are the main reaction products of PFP with Cl atoms. This result is in agreement with results obtained in previous studies on the atmospheric degradation of PFP.<sup>16,17</sup> The concentration–time profiles of PFP and its identified products are shown in Fig. 3. This graph supports the result that trifluoroacetyl fluoride and formyl fluoride are both primary products.

In Fig. 4, the concentrations of the products formed *versus* the consumed PFP in the reaction with Cl atoms show reasonable linearity. The average product yields obtained from the two experiments are  $\text{CF}_3\text{C}(\text{O})\text{F}$  ( $106 \pm 9\%$ ) and  $\text{HC}(\text{O})\text{F}$  ( $100 \pm 8\%$ ) (Table 1). These results indicate that the products formed are the result of the decomposition of the  $\text{CF}_3\text{CF}(\text{Cl})\text{COHF} \cdot$  and  $\text{CF}_3\text{COF} \cdot \text{CHF}(\text{Cl})$  radicals formed *via* the  $\text{C}_1$  and  $\text{C}_2$  bond scission.

The same results are expected for both (*E*) and (*Z*) isomers in the mixture of 1,2,3,3,3-pentafluoropropene.

Previous studies for the reactions of the (*Z*) and (*E*) isomers of  $\text{CF}_3\text{CF}=\text{CHF}$  initiated by OH radicals, Cl atoms, and  $\text{O}_3$



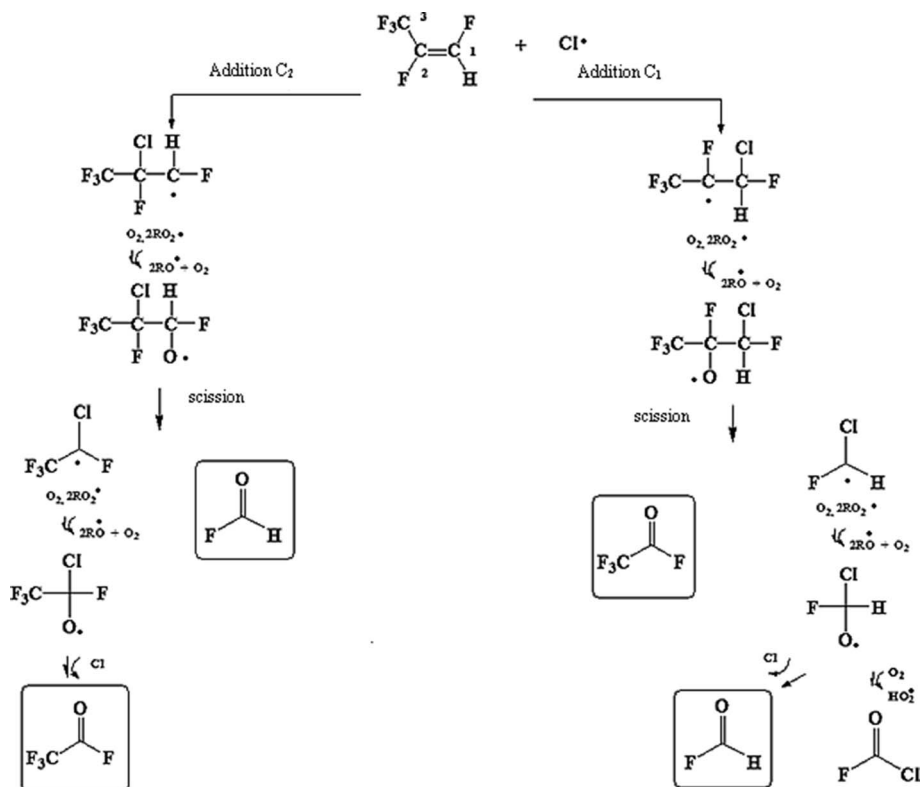


Fig. 1 Reaction mechanism of (E/Z)-1,2,3,3,3-pentafluoropropene with Cl atoms via the addition to the double bond.

molecules by Hurley *et al.*<sup>18</sup> using a 140 L Pyrex reactor interfaced to a Mattson Sirius 100 FTIR spectrometer reported yields of (98 ± 4)% for CF<sub>3</sub>C(O)F and (100 ± 5)% for HC(O)F for the Cl reactions with both CF<sub>3</sub>CF=CHF isomers. These results are in

agreement with those obtained in the present study. Furthermore, Papadimitriou *et al.*<sup>16</sup> reported rate coefficients and product yields for the gas-phase reactions of Cl atoms and NO<sub>3</sub> radicals with (Z)-CF<sub>3</sub>CF=CHF using a temperature-regulated Pyrex reactor with a pulsed excimer laser photolysis source to produce Cl atoms and FTIR to monitor the reactant and product concentrations. The experiments were carried out in the

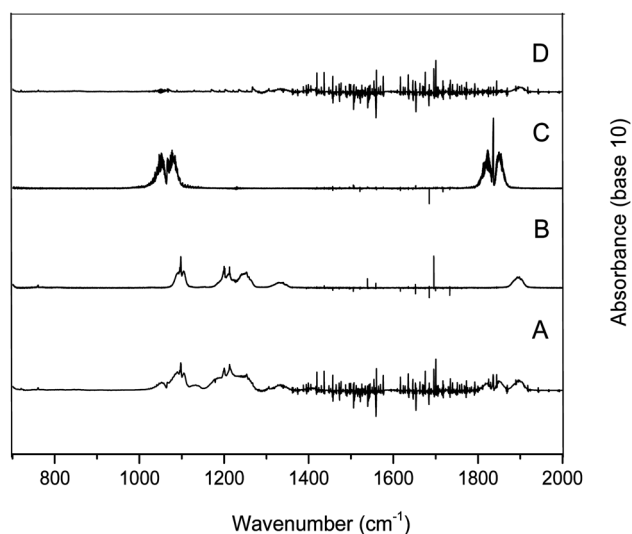


Fig. 2 Trace A shows the infrared spectrum obtained from a PFP/Cl<sub>2</sub>/air reaction mixture after UV irradiation. Traces B and C show the reference spectra of trifluoroacetyl fluoride and formyl fluoride, respectively. Trace D shows the residual product spectrum obtained after the subtraction of features due to the reference spectra from the spectrum in trace A.

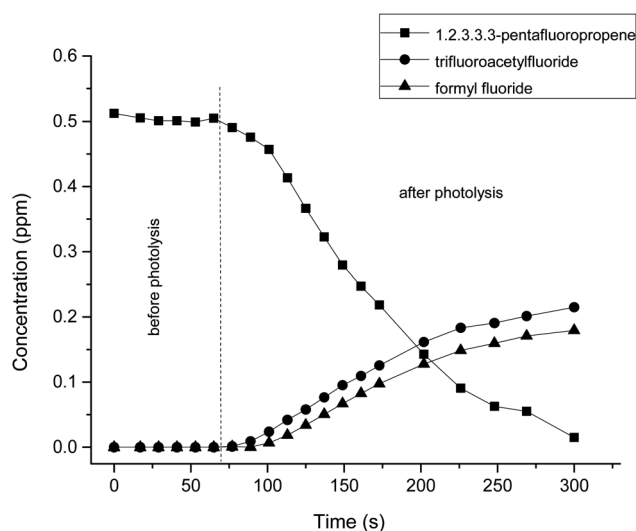


Fig. 3 Concentration–time profiles of PFP and the reaction products, trifluoroacetyl fluoride and formyl fluoride, obtained from the UV photolysis of the PFP/Cl<sub>2</sub>/air reaction mixture.



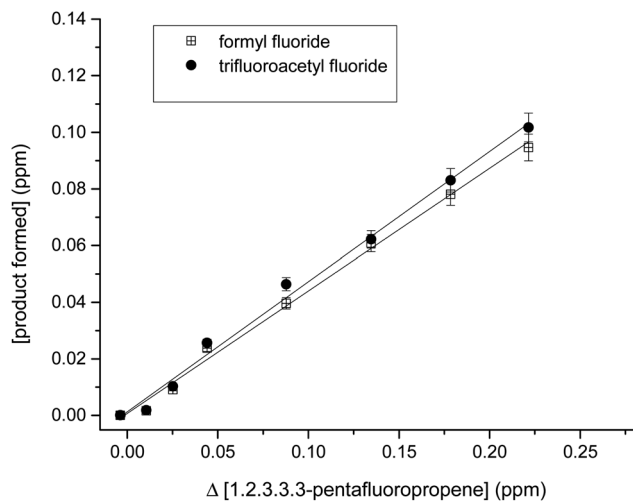


Fig. 4 Plots of the concentrations of the reaction products, trifluoroacetyl fluoride and formyl fluoride, as a function of reacted PFP obtained from the UV photolysis of PFP/Cl<sub>2</sub>/air reaction mixtures.

presence of O<sub>2</sub> over a range of temperatures (247–380) K and pressures ranging from (50–630) Torr. As a result, the authors observed that the reaction was independent of temperature and pressure. The product yields obtained were (108 ± 8)% for CF<sub>3</sub>C(O)F and (112 ± 8)% for HC(O)F. The present study is in excellent agreement with all previous determinations for the reactions of similar HFOs from the literature.

### Hexafluoroisobutylene + Cl reaction

In the same way as the reaction described above, the reaction of Cl atoms with HFIB follows the addition of the Cl atom to the C<sub>1</sub>–C<sub>2</sub> double bond to form chloroalkyl radicals, which react rapidly under experimental conditions with O<sub>2</sub> to form the peroxy radicals, and after further reduction, chloroalkoxy radicals are formed. The proposed reaction mechanism is displayed in Fig. 5.

Fig. 6 trace A shows the infrared spectrum of an HFIB/Cl<sub>2</sub>/air mixture recorded after UV irradiation and subtraction of residual absorptions of HFIB. The presence of the CO vibration band centered at 2140 cm<sup>-1</sup> can also be observed. Fig. 6 trace B shows a reference spectrum of hydrochloric acid (HCl), trace C

Table 1 Formation yields of the oxidation products from the Cl atom oxidation of HFOs<sup>a</sup>

HFOs	Product	Yield (%)
(E/Z)-CF <sub>3</sub> CF=CHF	CF <sub>3</sub> C(O)F	(106 ± 9) <sup>b</sup>
	HC(O)F	(100 ± 8) <sup>b</sup>
(E)-CF <sub>3</sub> CF=CHF	CH <sub>3</sub> C(O)F	(98 ± 4) <sup>c</sup>
(Z)-CF <sub>3</sub> CF=CHF	HC(O)F	(100 ± 5) <sup>c</sup>
(Z)-CF <sub>3</sub> CF=CHF	CH <sub>3</sub> C(O)F	(108 ± 8) <sup>d</sup>
	HC(O)F	(112 ± 8) <sup>d</sup>
(CF <sub>3</sub> ) <sub>2</sub> C=CH <sub>2</sub>	CF <sub>3</sub> C(O)CF <sub>3</sub>	(94 ± 5) <sup>b</sup>
	HC(O)Cl	(90 ± 7) <sup>b</sup>

<sup>a</sup> The errors quoted are 2σ statistical errors from the linear regression analysis. <sup>b</sup> This work. <sup>c</sup> Hurley *et al.*<sup>18</sup> <sup>d</sup> Papadimitriou *et al.*<sup>16</sup>

is the reference formyl chloride (HC(O)Cl) spectrum, trace D is the hexafluoroacetone reference spectrum, and trace E is the residual product spectrum after the subtraction of all four identified products from trace A. In the residual spectrum, the unidentified absorption bands were negligible. No other reaction products were expected, and again, these results are consistent with the previous study of the reaction of HFIB initiated by Cl atoms rather than atmosphere.<sup>13</sup>

The CO and HCl infrared absorptions observed could be due to the rapid thermal decomposition of HC(O)Cl *via* a reaction in the walls. This has been previously observed by Libuda *et al.*<sup>19</sup> and Papadimitriou *et al.*<sup>13</sup> This decomposition can also be observed in the concentration–time profiles shown in Fig. 7. In Fig. 8, the concentrations of carbonyls formed *versus* the consumed HFIB in the reaction with Cl atoms show reasonable linearity. The average product yields obtained from the two experiments are CF<sub>3</sub>C(O)CF<sub>3</sub> (94 ± 5)% and HC(O)Cl (90 ± 7)% (Table 1).

In a previous product identification study performed by Papadimitriou *et al.*, the experiments were carried out under atmospheric conditions in two different collapsible Teflon FEP reaction chambers of 7300 L and 140 L, respectively. Chlorine atoms were generated by the photolysis of molecular chlorine using fluorescent lamps, which provided radiation sources centered at 365 nm. The reagents and oxidation products were detected using a multiple reflection target-type mirror system (path length 143 m), which is mounted inside the reactor and connected to an FT-IR spectrometer (Nicolet Magna 5700).<sup>13</sup> CF<sub>3</sub>C(O)CF<sub>3</sub>, HC(O)Cl, HCl, and CO were identified as HFIB degradation products in the reaction with Cl atoms, although no product yields were reported. The experiments were carried out at room temperature and atmospheric pressure using two atmospheric simulation chambers and a static photochemical reactor. The identified products are in accordance with the identified and quantified products reported in this study. To the best of our knowledge, no other study has been conducted on the atmospheric degradation mechanism of HFIB with Cl atoms. Consequently, this is the first product quantification study of the reaction of HFIB with Cl atoms.

The end-products found in both HFO reactions with Cl atoms suggest that all reactions proceed mainly *via* an electrophilic addition to the double bond. Subsequently, in the absence of NO<sub>x</sub>, the alkyl radicals formed react with O<sub>2</sub> to form peroxy radicals. These peroxy radicals will undergo self- and cross-peroxy reactions, which will result in the formation of 1,2-chloroalkoxy radicals, as suggested by Calvert *et al.* for the atmospheric oxidation of alkenes.<sup>20</sup> This behavior is consistent with a previous study that reported the degradation reactions of similar HFOs with the atmospheric oxidants.<sup>21–27</sup>

### Atmospheric implications

Atmospheric lifetimes of 1,2,3,3,3-pentafluoropropene (PFP) and hexafluoroisobutylene (HFIB) with OH radicals and Cl atoms have been previously reported by our research group,<sup>28,29</sup> and they were also measured by Papadimitriou *et al.* and Tokuhashi *et al.*<sup>13,30</sup> Considering these results, it was possible to



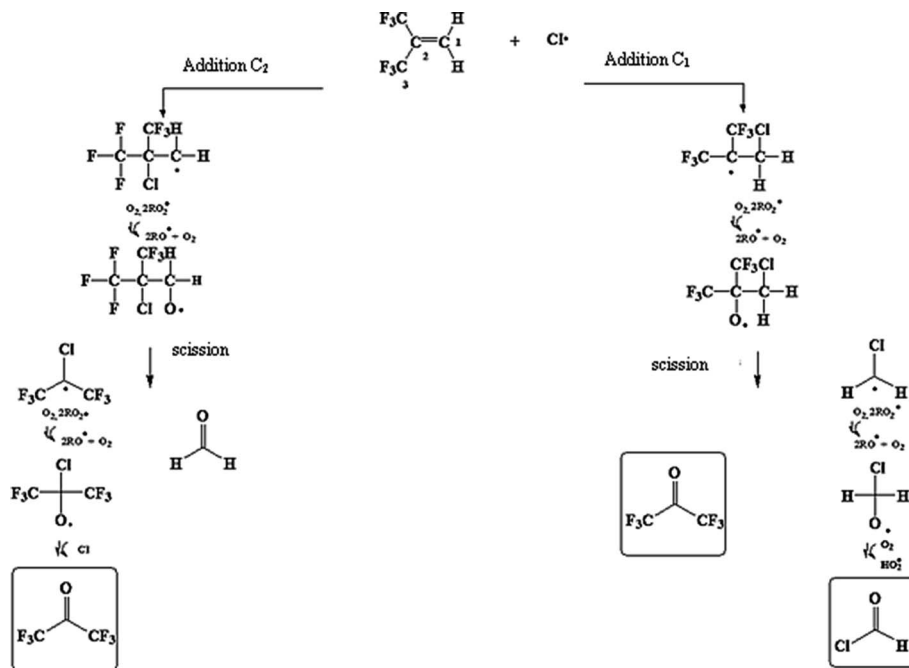


Fig. 5 Reaction mechanism of hexafluoroisobutylene with Cl atoms via the addition to the double bond.

observe that the reaction with OH radicals is the main atmospheric sink of these species (few days). Besides, other sinks could also be relevant, such as reactions with Cl (days) mainly in areas with significant concentrations of Cl.<sup>10,11,31</sup> It is also known that ozonolysis reactions generally represent a minor or insignificant atmospheric loss for halo-olefins.<sup>32</sup> The atmospheric lifetimes of both compounds were calculated in previous studies, and the values obtained were  $\tau_{\text{OH}} = 4$  and  $\tau_{\text{Cl}} = 51$  days for PFP and  $\tau_{\text{OH}} = 18$  and  $\tau_{\text{Cl}} = 66$  days for HFIB by Tovar *et al.*<sup>28</sup> Moreover, the values

obtained by Rivela *et al.*<sup>29</sup> were  $\tau_{\text{OH}} = 2$  and  $\tau_{\text{Cl}} = 18$  days for PFP, and  $\tau_{\text{OH}} = 9$  and  $\tau_{\text{Cl}} = 33$  days for HFIB. Therefore, it is expected that HFOs will react close to their emission sources and have a local impact due to their short lifetimes. OH-initiated degradation will be the main atmospheric sink of these species, although in industrial areas or marine troposphere where Cl atoms could reach a peak, the Cl-initiated oxidation could be a significant sink of HFO studied.

Degradation products found in the studied reactions (1) and (2): HC(O)Cl and HC(O)F have relatively small reaction rate coefficients towards OH radicals ( $3.2 \times 10^{-13}$  and  $<5 \times 10^{-15}$

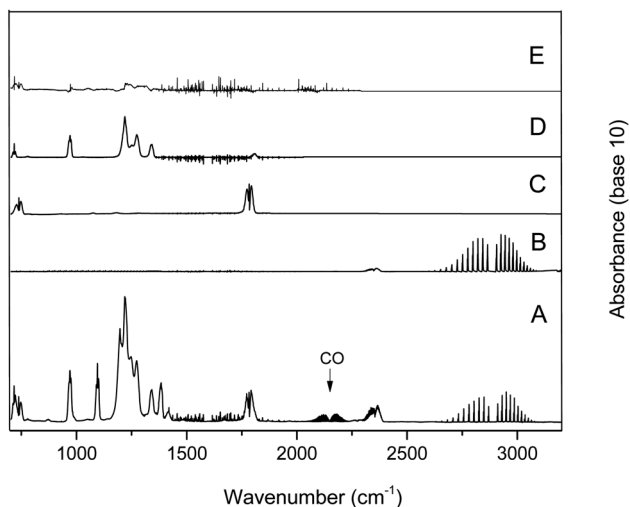


Fig. 6 Trace A shows the infrared product spectrum obtained from the UV photolysis of the HFIB/Cl<sub>2</sub>/air reaction mixture. Traces B, C, and D show the reference spectra of hydrochloric acid, hexafluoroacetone, and formyl chloride, respectively. Trace E shows the residual product spectrum obtained after the subtraction of features due to the reference spectra from the spectrum in trace A.

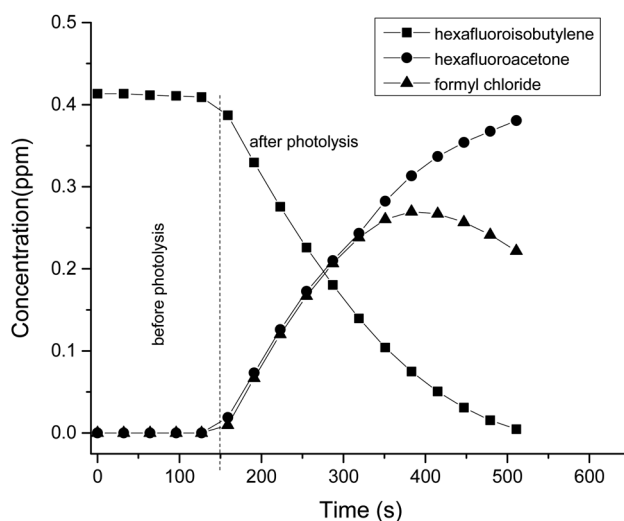


Fig. 7 Concentration–time profiles of hexafluoroisobutylene and the reaction products, hexafluoroacetone and formyl chloride, obtained from the UV photolysis of the HFIB/Cl<sub>2</sub>/air reaction mixture.



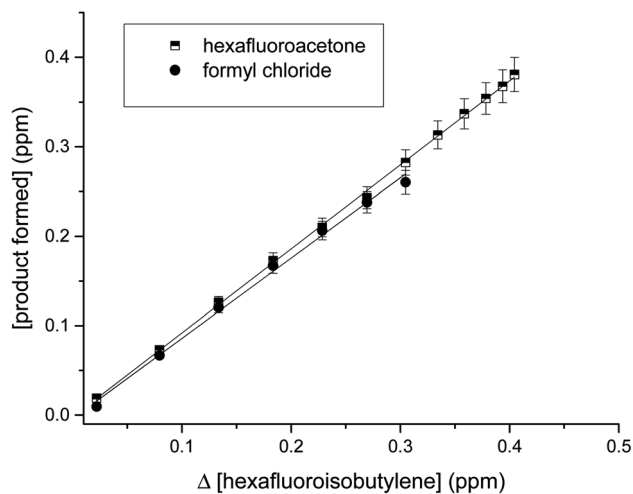


Fig. 8 Plots of the concentrations of the reaction products, formyl chloride and hexafluoroacetone, as a function of the reacted hexafluoroisobutylene obtained from the UV photolysis of HFIB/Cl<sub>2</sub>/air reaction mixtures.

cm<sup>-3</sup> per molecule per s).<sup>19,33</sup> Thus, it is reasonable to assume that this sink is of minor importance for their atmospheric removal. Both compounds are expected to hydrolyze when in contact with cloud-rain-seawater on a time scale of ~10–15 days. HC(O)F hydrolyzes to give HC(O)OH and HF,<sup>34</sup> while in the case of HC(O)Cl, it could be hydrolyzed and removed by wet deposition in ~5–15 days. The hydrolysis of HC(O)Cl also gives HC(O)OH, which is a ubiquitous component of the environment.<sup>35</sup>

CH<sub>3</sub>C(O)F (acetyl fluoride) quantum photodissociation yields are relatively low, giving an averaged atmospheric lifetime in the order of 41 years. Therefore, it is possible to assume that photolysis does not represent a significant atmospheric removal process. The small rate coefficient of the reaction with OH radicals of  $k_{\text{CH}_3\text{C(O)F}} = (0.74 \pm 0.05) \times 10^{-14}$  cm<sup>3</sup> per molecule per s gives an estimated atmospheric lifetime of 4.3 years. These results also suggest a negligible contribution to the atmospheric removal of acetyl fluoride.<sup>36,37</sup> Tropospheric removal of acetyl fluoride is expected to occur primarily by absorption in the aqueous phase with an estimated lifetime of 30 days.<sup>38</sup> Acetyl fluoride hydrolyzes in cloud droplets to produce CH<sub>3</sub>C(O)OH and HF. Although it is known that CH<sub>3</sub>C(O)OH is ubiquitous, abundant in the troposphere, and one of the major contributors to cloud water acidity in remote regions,<sup>39</sup> while HF is not considered a main air-pollutant in the EU, and they are among the substances normally considered as potential contributors to acidification.<sup>40</sup> On the other hand, a recent study of Lindley *et al.* concerning the emissions of hydrofluorocarbons (HFCs), hydrofluoroolefins (HFOs), and hydrochlorofluoroolefins (HCFOs) concluded that by 2030 these compounds would make a negligible contribution to acidification.<sup>41</sup>

CF<sub>3</sub>(O)CF<sub>3</sub> will most likely lead to the formation of trifluoroacetic acid (TFA), and although it cannot alter the global atmospheric amount, it is important to identify and quantify its

sources.<sup>42,43</sup> Probably, this fluorinated VOC will be removed *via* heterogeneous wet and dry deposition processes. On the other hand, its photolysis generates CF<sub>3</sub> and CO. CF<sub>3</sub> radicals further will be oxidized to produce CF<sub>2</sub>O and subsequently be hydrolyzed to HF and CO<sub>2</sub>.<sup>44</sup>

These compounds have high vapor pressures, and most of them are gases at 25 °C. Consequently, these materials will not accumulate in water and will partition rapidly into air. Furthermore, it is known that the reactions of HFOs in the atmosphere occur primarily with OH radicals where they are removed from the atmosphere in the order of days.<sup>8,9</sup> This phenomenon occurs in marine and coastal regions and in urban areas as well, where the oxidation through Cl atoms could be a significant loss.<sup>45–47</sup>

For the aforementioned, HFOs are not expected to enter aquatic environments, including aquifers, which would prevent their pollution.<sup>48</sup>

The short-chain HFOs studied in this work have short atmospheric lifetimes, in the order of days, when reacting with the main atmospheric oxidants (OH/Cl). Their ability to contribute to the ozone photochemical potentials (POCP) is negligible as well as the ozone depletion potential (ODP), the global warming potentials (GWP), and the contribution to rain acidification. As for the primary oxidation products, they are benign, and they would have an unimportant impact on ecosystems.<sup>49,50</sup>

This study aims to provide more information about the degradation mechanism of the HFOs mentioned above and the possible environmental impact of their final degradation products. This is necessary since HFOs have been proposed for several industrial uses, such as eco-friendly refrigerants, aerosol propellants, and the production of fluoropolymers.<sup>4,6,7</sup>

Further experiments to study the product distribution of PFP and HFIB in the presence of NO<sub>x</sub> would be desirable to compare degradation mechanisms and performance of the reaction pathways with the chemistry of polluted areas and with large amounts of NO<sub>x</sub>.

## 4 Conclusions

For the first time, in this study, the degradation products of the reactions of Cl atoms with hydrofluoroolefins (HFOs), isomeric mixture (*E/Z*)-1,2,3,3,3-pentafluoropropene and hexafluoroisobutylene, in atmospheric conditions have been studied. The end-products observed and their yields were: CF<sub>3</sub>C(O)F (106 ± 9)% with HC(O)F (100 ± 8)% as a co-product for (*E/Z*)-1,2,3,3,3-pentafluoropropene, and CF<sub>3</sub>C(O)CF<sub>3</sub> (94 ± 5)% with HC(O)Cl (90 ± 7)% as a co-product for hexafluoroisobutylene. The proposed mechanism for both compounds suggest that the Cl atom could be added to the C<sub>1</sub> or C<sub>2</sub> carbon atom of the double bond, followed by subsequent reactions with O<sub>2</sub> to give RO<sub>2</sub> with additional production of 1,2-chloroalkoxy radicals. The radicals formed could be decomposed to give the corresponding products. However, for the HFIB + Cl reaction, the formation of CO + HC(O)Cl gives values of approximately 100%, indicating that chlorine atoms attacked the C<sub>1</sub> of the C=C bond preferentially.



It is known that short-chain halo-olefins have a short atmospheric life in the order of days when they react with OH radicals or Cl atoms. Therefore, their ability to contribute towards photochemical ozone potentials, global warming potentials, and acidification contribution from rain are negligible. With respect to the final oxidation products, as discussed above, short-chain halo-olefins would not have a significant impact on ecosystems.

## Conflicts of interest

There are no conflicts to declare.

## Acknowledgements

C. B. R. wishes to acknowledge CONICET for a doctoral fellowship and support. R. G. G. and M. B. B. wish to acknowledge the Alexander von Humboldt Foundation (AvH). The authors wish to acknowledge Deutsche Forschungsgemeinschaft (DFG), DAAD-PROALAR (Germany), the EU project EUROCHAMP2, SECYT (Argentina), and CONICET (Argentina) for financial support of this research.

## References

- M. J. Molina and F. S. Rowland, Predicted present stratospheric abundances of chlorine species from photodissociation of carbon tetrachloride, *Geophys. Res. Lett.*, 1974, **1**(7), 309–312.
- S. A. Montzka, S. Reimannander, A. Engel, K. Kruger, W. T. Sturges, D. R. Blake, M. Dorf Dorf, P. Fraser, L. Froidevaux, K. Jucks, K. Kreher, M. Kurylo III, A. Mellouki, J. Miller, O. Nielsen, V. Orkin, R. Prinn, R. Rhew, M. Santee, M. Stohl and D. Verdonik, Ozone-Depleting Substances (ODSS) and Related Chemicals, in *Scientific Assessment of Ozone Depletion: 2010*, Global Ozone Research and Monitoring Project-Report No. 52, World Meteorological Organization, Geneva, Switzerland, 2011, ch. 1, p. 516.
- J. S. Brown, Introduction to hydrofluoro-olefin alternatives for high global warming potential hydrofluorocarbon refrigerants, *HVACR Res.*, 2013, **19**(6), 693–704.
- J. S. Brown, HFOs: new, low global warming potential refrigerants, *ASHRAE J.*, 2009, **51**(8), 22.
- Y. Fang, S. Croquer, S. Poncet, Z. Aidoun and Y. Bartosiewicz, Drop-in replacement in a R134 ejector refrigeration cycle by HFO refrigerants, *Int. J. Refrig.*, 2017, **77**, 87–98.
- P. J. Atkins, Dry powder inhalers: an overview, *Respir. Care*, 2005, **50**(10), 1304–1312.
- G. G. Belen'kii, V. A. Petrov, S. A. D. Postovoi, P. R. Resnick and Y. V. Zeifman, *US Pat.*, 6703533, U.S. Patent and Trademark Office, Washington, DC, 2004.
- E. Jiménez, S. González, M. Cazaunau, H. Chen, B. Ballesteros, V. Daële, J. Albaladejo and A. Mellouki, Atmospheric Degradation Initiated by OH Radicals of the Potential Foam Expansion Agent,  $\text{CF}_3(\text{CF}_2)_2\text{CH}=\text{CH}_2$  (HFC-1447fz): Kinetics and Formation of Gaseous Products and Secondary Organic Aerosols, *Environ. Sci. Technol.*, 2016, **50**(3), 1234–1242.
- B. Baidya and A. K. Chandra, Theoretical investigation on atmospheric chemistry of  $(\text{CF}_3)_2\text{C}=\text{CH}_2$ : reaction with OH radical, *Chem. Phys. Lett.*, 2020, **749**, 137409.
- J. Thornton, J. Kercher, T. Riedel, L. Wagner, J. Cozic, J. Holloway, W. Dubé, G. Wolfe, P. Quinn, A. Middlebrook, B. Alexander and S. Brown, A large atomic chlorine source inferred from mid-continental reactive nitrogen chemistry, *Nature*, 2010, **464**(7286), 271.
- C. B. Faxon and D. T. Allen, Chlorine chemistry in urban atmospheres: a review, *Environ. Chem.*, 2013, **10**(3), 221–233.
- T. Nakayama, K. Takahashi, Y. Matsumi, A. Toft, M. P. Sulbaek Andersen, O. J. Nielsen, R. L. Waterland, R. C. Buck, M. D. Hurley and T. J. Wallington, Atmospheric Chemistry of  $\text{CF}_3\text{CH}=\text{CH}_2$  and  $\text{C}_4\text{F}_9\text{CH}=\text{CH}_2$ : Products of the Gas-Phase Reactions with Cl Atoms and OH Radicals, *J. Phys. Chem. A*, 2007, **111**(5), 909–915.
- V. C. Papadimitriou, C. S. Spitieri, P. Papagiannakopoulos, M. Cazaunau, M. Lendar, V. Daële and A. Mellouki, Atmospheric chemistry of  $(\text{CF}_3)_2\text{C}=\text{CH}_2$ : OH radicals, Cl atoms and  $\text{O}_3$  rate coefficients, oxidation end-products and IR spectra, *Phys. Chem. Chem. Phys.*, 2015, **17**(38), 25607–25620.
- I. Barnes, K. H. Becker and T. Zhu, Near UV absorption spectra and photolysis products of difunctional organic nitrates: possible importance as  $\text{NO}_x$  reservoirs, *J. Atmos. Chem.*, 1993, **17**(4), 353–373.
- I. Barnes, K. H. Becker and N. Mihalopoulos, An FTIR product study of the photooxidation of dimethyl disulfide, *J. Atmos. Chem.*, 1994, **18**(3), 267–289.
- V. C. Papadimitriou, Y. G. Lazarou, R. K. Talukdar and J. B. Burkholder, Atmospheric Chemistry of  $\text{CF}_3\text{CF}=\text{CH}_2$  and  $(Z)\text{-CF}_3\text{CF}=\text{CHF}$ : Cl and  $\text{NO}_3$  Rate Coefficients, Cl Reaction Product Yields, and Thermochemical Calculations, *J. Phys. Chem. A*, 2011, **115**(2), 167–181.
- C. B. Rivela, C. M. Tovar, R. Gibilisco, M. A. Teruel, I. Barnes, P. Wiesen and M. B. Blanco, Product distribution and mechanism of the OH – initiated tropospheric degradation of three CFC replacement candidates:  $\text{CH}_3\text{CF}=\text{CH}_2$ ,  $(\text{CF}_3)_2\text{C}=\text{CH}_2$  and  $(E/Z)\text{-CF}_3\text{CF}=\text{CHF}$ , *RSC Adv.*, 2019, **9**(10), 5592–5598.
- M. D. Hurley, J. C. Ball and T. J. Wallington, Atmospheric Chemistry of the *Z* and *E* Isomers of  $\text{CF}_3\text{CF}=\text{CHF}$ ; Kinetics, Mechanisms, and Products of Gas-Phase Reactions with Cl Atoms, OH Radicals, and  $\text{O}_3$ , *J. Phys. Chem. A*, 2007, **111**(39), 9789–9795.
- H. G. Libuda, F. Zabel, E. H. Fink and K. H. Becker, Formyl chloride: UV absorption cross sections and rate constants for the reactions with chlorine atom and hydroxyl radical, *J. Phys. Chem.*, 1990, **94**(15), 5860–5865.
- J. G. Calvert, R. G. Derwent, J. J. Orlando, T. J. Wallington and G. S. Tyndall, The Mechanisms of Atmospheric Oxidation of the Alkenes, *Mechanisms of atmospheric oxidation of the alkanes*, OUP, USA, 2008.
- M. Antiñolo, I. Bravo, E. Jiménez, B. Ballesteros and J. Albaladejo, Atmospheric Chemistry of *E*- and *Z*-



- CF<sub>3</sub>CH=CHF (HFO-1234ze): OH Reaction Kinetics as a Function of Temperature and UV and IR Absorption Cross Sections, *J. Phys. Chem. A*, 2017, **121**(43), 8322–8331.
- 22 F. F. Østerstrøm, S. T. Andersen, T. I. Sølling, O. J. Nielsen and M. P. Sulbaek Andersen, Atmospheric chemistry of Z- and E-CF<sub>3</sub>CH=CHCF<sub>3</sub>, *Phys. Chem. Chem. Phys.*, 2017, **19**(1), 735–750.
- 23 P. K. Rao and S. P. Gejji, Molecular insights for the HFO-1345fz + X (X = Cl, O<sub>3</sub> or NO<sub>3</sub>•) reaction and fate of alkoxy radicals initiated by Cl: DFT investigations, *J. Fluorine Chem.*, 2017, **204**, 65–75.
- 24 F. Qing, Q. Guo, L. Chen, H. Quan and J. Mizukado, Atmospheric chemistry of E-CF<sub>3</sub>CH=CHCF<sub>3</sub>: reaction kinetics of OH radicals and products of OH-initiated oxidation, *Chem. Phys. Lett.*, 2018, **706**, 93–98.
- 25 F. Jabeen, A. Kumar and B. Rajakumar, Kinetics, thermochemistry and atmospheric implications for the reaction of OH radicals with CH<sub>3</sub>CF=CF<sub>2</sub> (HFO-1243yc), *Chem. Phys. Lett.*, 2020, **758**, 137933.
- 26 N. K. Gour, K. Borthakur, S. Paul and R. Chandra Deka, Tropospheric degradation of 2-fluoropropene (CH<sub>3</sub>CF=CH<sub>2</sub>) initiated by hydroxyl radical: reaction mechanisms, kinetics and atmospheric implications from DFT study, *Chemosphere*, 2020, **238**, 124556.
- 27 N. K. Gour, R. C. Deka and S. Paul, Atmospheric oxidation of 2-fluoropropene (CH<sub>3</sub>CFCH<sub>2</sub>) with Cl atom and aerial degradation of its product radicals by computational study, *New J. Chem.*, 2020, **44**(8), 3434–3444.
- 28 C. M. Tovar, M. B. Blanco, I. Barnes, P. Wiesen and M. A. Teruel, Gas-phase reactivity study of a series of hydrofluoroolefins (HFOs) toward OH radicals and Cl atoms at atmospheric pressure and 298 K, *Atmos. Environ.*, 2014, **88**, 107–114.
- 29 C. B. Rivela, C. M. Tovar, M. A. Teruel, I. Barnes, P. Wiesen and M. B. Blanco, CFCs replacements: reactivity and atmospheric lifetimes of a series of hydrofluoroolefins towards OH radicals and Cl atoms, *Chem. Phys. Lett.*, 2019, **714**, 190–196.
- 30 K. Tokuhashi, K. Takizawa and S. Kondo, Rate constants for the reactions of OH radicals with CF<sub>3</sub>CX=CX<sub>2</sub> (X=H, F, CF<sub>3</sub>, Y = H, F, Cl), *Environ. Sci. Pollut. Res.*, 2018, **25**(15), 15204–15215.
- 31 C. Faxon, J. Bean and L. Ruiz, Inland Concentrations of Cl<sub>2</sub> and ClNO<sub>2</sub> in Southeast Texas Suggest Chlorine Chemistry Significantly Contributes to Atmospheric Reactivity, *Atmosphere*, 2015, **6**(10), 1487–1506.
- 32 J. B. Burkholder, R. A. Cox and A. R. Ravishankara, Atmospheric Degradation of Ozone Depleting Substances, Their Substitutes, and Related Species, *Chem. Rev.*, 2015, **115**(10), 3704–3759.
- 33 T. J. Wallington and M. D. Hurley, Atmospheric Chemistry of HC(O)F: Reaction with OH Radicals, *Environ. Sci. Technol.*, 1993, **27**(7), 1448–1452.
- 34 T. J. Wallington, W. F. Schneider, D. R. Worsnop, O. J. Nielsen, J. Sehested, W. J. Debruyne and J. A. Shorter, The Environmental Impact of CFC Replacements—HFCs and HCFCs, *Environ. Sci. Technol.*, 1994, **28**(7), 320–326.
- 35 T. J. Wallington, M. P. Sulbaek Andersen and O. J. Nielsen, Atmospheric chemistry of halogenated organic compounds, in *Advances in Atmospheric Chemistry*, World Scientific Publishing Co. Pte. Ltd., 2016, vol. 1, pp. 305–402.
- 36 O. V. Rattigan, O. Wild, R. L. Jones and R. A. Cox, Temperature-dependent absorption cross-sections of CF<sub>3</sub>COCl, CF<sub>3</sub>COF, CH<sub>3</sub>COF, CCl<sub>3</sub>CHO and CF<sub>3</sub>COOH, *J. Photochem. Photobiol., A*, 1993, **73**(1), 1–9.
- 37 X. Song, G. L. Zügner, M. Farkas, A. Illés, D. Sarzyński, T. Rozgonyi, B. Wang and S. Dóbé, Experimental and Theoretical Study on the OH-Reaction Kinetics and Photochemistry of Acetyl Fluoride (CH<sub>3</sub>C(O)F), an Atmospheric Degradation Intermediate of HFC-161 (C<sub>2</sub>H<sub>5</sub>F), *J. Phys. Chem. A*, 2015, **119**(28), 7753–7765.
- 38 W. J. De Bruyn, J. A. Shorter, P. Davidovits, D. R. Worsnop, M. S. Zahniser and C. E. Kolb, Uptake of Haloacetyl and Carbonyl Halides by Water Surfaces, *Environ. Sci. Technol.*, 1995, **29**(5), 1179–1185.
- 39 F. Paulot, D. Wunch, J. D. Crouse, G. Toon, D. B. Millet, P. F. DeCarlo, C. Vigouroux, N. M. Deutscher, G. Gonzalez Abad, J. Notholt, T. Warneke, J. Hannigan, C. Warneke, J. A. De Gouw, E. Dunlea, M. De Maziere, D. W. Griffith, P. Bernath, J. L. Jimenez and P. O. Wennberg, Importance of secondary sources in the atmospheric budgets of formic and acetic acids, *Atmos. Chem. Phys.*, 2011, **11**, 1989–2013.
- 40 H. K. Stranddorf, L. Hoffmann and A. Schmidt, LCA technical report: impact categories, normalization and weighting in LCA, *Updat Sel EDIP97-data*, 2005.
- 41 A. Lindley, A. McCulloch and T. Vink, Contribution of Hydrofluorocarbons (HFCs) and Hydrofluoro-Olefins (HFOs) Atmospheric Breakdown Products to Acidification (“Acid Rain”) in the EU at Present and in the Future, *Open J. Air Pollut.*, 2019, **8**(4), 81–95.
- 42 J. C. Boutonnet, P. Bingham, D. Calamari, C. Rooij, J. Franklin, T. Kawano, J.-M. Libre, A. McCulloch, G. Malinverno, J. Odom, G. Rusch, K. Smythe, I. Sobolev, R. Roy Thompson and J. Tiedje, Environmental Risk Assessment of Trifluoroacetic Acid, *Hum. Ecol. Risk Assess.*, 1999, **5**(1), 59–124.
- 43 V. C. Papadimitriou, R. K. Talukdar, R. W. Portmann, A. R. Ravishankara and J. B. Burkholder, CF<sub>3</sub>CF=CH<sub>2</sub> and (Z)-CF<sub>3</sub>CF=CHF: temperature dependent OH rate coefficients and global warming potentials, *Phys. Chem. Chem. Phys.*, 2008, **10**(6), 808–820.
- 44 T. J. Wallington, W. F. Schneider, D. R. Worsnop, O. J. Nielsen, J. Sehested, W. J. Debruyne and J. A. Shorter, The Environmental Impact of CFC Replacements HFCs and HCFCs, *Environ. Sci. Technol.*, 1994, **28**(7), 320A–326A.
- 45 C. W. Spicer, E. G. Chapman, B. J. Finlayson-Pitts, R. A. Plastridge, J. M. Hubbe, J. D. Fast and C. M. Berkowitz, Unexpectedly high concentrations of molecular chlorine in coastal air, *Nature*, 1998, **394**(6691), 353–356.
- 46 P. L. Tanaka, D. D. Riemer, S. Chang, G. Yarwood, E. McDonald-Buller, E. Apel, J. Orlando, P. Silva, J. Jimenez, C. Canagaratna, J. Neece, C. Buddie Mullins and D. Allen, Direct evidence for chlorine-enhanced urban





- ozone formation in Houston, Texas, *Atmos. Environ.*, 2003, **37**(9–10), 1393–1400.
- 47 M. J. Lawler, R. Sander, L. J. Carpenter, J. D. Lee, R. Von Glasow, R. Sommariva and E. S. Saltzman, HOCl and Cl<sub>2</sub> observations in marine air, *Atmos. Chem. Phys.*, 2011, **11**, 7617–7628.
- 48 T. J. Wallington and J. E. Anderson, Comment on “Environmental Fate of the Next Generation Refrigerant 2,3,3,3-Tetrafluoropropene (HFO-1234yf)”, *Environ. Sci. Technol.*, 2015, **49**(13), 8263–8264.
- 49 T. J. Wallington, M. P. Sulbaek Andersen and O. J. Nielsen, Atmospheric chemistry of short-chain haloolefins: photochemical ozone creation potentials (POCPs), global warming potentials (GWPs), and ozone depletion potentials (ODPs), *Chemosphere*, 2015, **129**, 135–141.
- 50 G. M. Rusch, The development of environmentally acceptable fluorocarbons, *Crit. Rev. Toxicol.*, 2018, **48**(8), 615–665.

