
Relationship between trace elemental composition in *Fraxinus pennsylvanica* bark and the incidence of some respiratory diseases in Córdoba, Argentina

Eduardo Daniel Wannaz* and
Hebe Alejandra Carreras

IMBIV-CONICET,
Universidad Nacional de Córdoba,
Córdoba, Argentina
Email: ewannaz@com.uncor.edu
Email: hcarreras@com.uncor.edu
*Corresponding author

Carlos Alberto Pérez

Laboratório Nacional de Luz Síncrotron – LNLS/CNPq/MCT,
13084-971, P.O. Box 6192,
Campinas, Sao Paulo, Brazil
Email: perez@lnls.br

María Luisa Pignata

IMBIV-CONICET,
Universidad Nacional de Córdoba,
Córdoba, Argentina
Email: pignata@com.uncor.edu

Abstract: In order to evaluate the use of *Fraxinus pennsylvanica* as a biomonitor of trace elements and to investigate their relationship with the incidence of some respiratory diseases in children, bark samples of *F. pennsylvanica* were collected at ten sampling sites near healthcare centres in Córdoba city, Argentina, and analysed by Total Reflection X-ray Fluorescence with synchrotron radiation. Factor analysis was used to identify element emission sources. The first factor was associated with industrial activities, the second might represent soil sources and the third factor was related to vehicular traffic emissions. Pearson's correlation analysis between these factors and the incidence of respiratory diseases showed that factor 1 correlated with allergic rhinitis, factor 2 with allergic rhinitis and factor 3 with respiratory infections. The results suggest that bark samples of *F. pennsylvanica* can be used as an efficient biomonitor to assess the human exposure to trace elements.

Keywords: *Fraxinus pennsylvanica*; bark; factor analysis; correlation; respiratory diseases.

Reference to this paper should be made as follows: Wannaz, E.D., Carreras, H.A., Pérez, C.A. and Pignata, M.L. (xxxx) 'Relationship between trace elemental composition in *Fraxinus pennsylvanica* bark and the incidence of some respiratory diseases in Córdoba, Argentina', *Int. J. Environment and Health*, Vol. X, No. Y, pp.xx-xx.

E.D. Wannaz et al.

Biographical notes: Eduardo Daniel Wannaz is an Assistant Researcher of the Consejo Nacional de Investigaciones Científicas y Tecnológicas (CONICET). He graduated in Biological Science in 1999 at the Universidad Nacional de Córdoba, Argentina. His research interest focuses on the biomonitoring of air pollution, effects on *Tillandsia* in the Contamination and Bioindicators Research Group. He has published many papers on biomonitoring employing *Tillandsia* species.

Hebe Alejandra Carreras has been working as an Assistant Professor of General Chemistry at the University of Córdoba, Argentina, and as an Assistant Researcher of the Consejo Nacional de Investigaciones Científicas y Tecnológicas (CONICET) since 1993. She graduated in Biological Sciences at the same university, and in 2004 she obtained her PhD. Her research interests focus on the biomonitoring of air pollution and the effects of pollutants on human health in the Contamination and Bioindicators Research Group. She has published many papers on biomonitoring using both trees and lichen species.

Carlos Alberto Pérez is currently in charge of the operation and instrumental development of the XRF beamline at the Brazilian Synchrotron Light Source Facility (LNLS). He graduated in Physics at the University of Córdoba, Argentina, and obtained his PhD at the University of Córdoba on synchrotron radiation X-ray microfluorescence analysis using capillary optics. His main fields of interests are atomic and molecular physics, general physics, X-rays, synchrotron instrumentation, and synchrotron radiation applications in physics, biology, material and environmental sciences. Current research focuses on trace element studies in biological tissues with high spatial resolution, metal impurities in semiconductors and structural characterisation of material by X-ray resonant Raman scattering.

María Luisa Pignata, since 1980, has been working as a Professor of General Chemistry for Biological Sciences. She has been Head of the Contamination and Bioindicators Group of the Multi-disciplinary Institute of Vegetal Biology since 2000 and also serving as Professor of Environmental Chemistry for Environmental Engineering Masters at the Universidad Tecnológica Nacional, Argentina, since 1996. She graduated in Biochemical Sciences and obtained a PhD in Chemical Sciences at the Universidad Nacional de Córdoba, Argentina. Her research interests focus on biomonitoring the air pollution and the effects of pollutants on plants. Her research goals emphasise multi-disciplinary projects among biology, chemistry, geology and environmental engineering disciplines.

1 Introduction

The emission of heavy metals is one of the most serious environmental problems, with the content of these elements tending to increase particularly in urban environments where the combustion of fossil fuels and automobile exhaust emissions are primary sources of the atmospheric metallic burden.

Different methods have been applied to monitor heavy metal emissions. For many years, biomonitoring has been used to estimate airborne contamination and its changes over long periods of time (Al-Shayeb et al., 1995; Freitas et al., 1997; El-Hasan et al., 2002). For this purpose, different types of perennial plant matrices have been utilised, such as lichens, mosses and tree barks (De Bruin and Hackeniz, 1986; Walkenhorst et al., 1993; Bargagli, 1998; Asta et al., 2002; Garrec and Van Haluwyn, 2002; Catinon et al., 2009). The most frequently used tree species are *Pinus nigra* or *Pinus sylvestris* (Huhn

et al., 1995; Schulz et al., 1999; Haapala and Kikuchi, 2000; Narewski et al., 2000; Harju et al., 2002; Saarela et al., 2005), olive trees (Pacheco et al., 2001, Pacheco et al., 2002; Freitas et al., 2003; Pacheco and Freitas, 2004; Pacheco et al., 2004), *Fagus silvatica* (Bellis et al., 2004), *Betula sp.* (Herman, 1992) and *Populus nigra* (Berlizov et al., 2007). The main advantages of using trees are the availability and the simplicity of species identification, sampling and treatment. Moreover, they remain in a fixed position over a considerable period of time, thus facilitating the analysis of trends occurring over large time intervals. Tree bark, due to its porosity and potential for retention of aerosol particles, is considered to be a particularly promising indicator in air pollution monitoring.

Several organic or mineral atmospheric pollutants have been suspected of playing an important part in human respiratory diseases. Therefore, the quantification and mapping of atmospheric contaminants have become priority issues (Catinon et al., 2008).

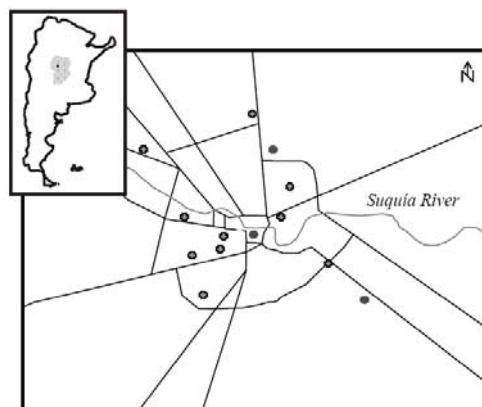
The aim of the present work was to explore the association between respiratory diseases in children and the elemental composition levels measured in tree bark of *Fraxinus pennsylvanica* in the city of Córdoba, Argentina. This city is the second biggest city in Argentina. Owing to its topographic characteristics, severe pollution episodes are frequently observed, especially during wintertime. In addition, recent studies have shown a relationship among the levels of heavy metal atmospheric deposition, their accumulation in biomonitors and the percentage of respiratory diseases (Carreras et al., 2009).

2 Materials and methods

2.1 Sampling sites

Samples of *F. pennsylvanica* bark were collected near health centres at ten sites in Córdoba, Argentina, during March and April 2008 (Figure 1).

Figure 1 Location of ten clinics (⊕) in the city of Córdoba, Argentina



2.2 Sampling methods

At each site, between six and eight trees of *F. pennsylvanica* were selected with the same trunk dimensions, located within 400 m of the health centres. Flakes of the deadened bark layer of about 4–5 mm thickness with maximum dimensions of approximately $1 \times 3 \text{ cm}^2$

were cut with a stainless steel knife at 1.5 m above ground level. At each sampling site three samples were collected, which were then analysed independently, making a total of 30 samples.

2.3 Elemental analysis of the bark samples

Bark samples were put in a Petri capsule and dried in an oven at $50 \pm 2^\circ\text{C}$ for 72 h. Masses of about 2 g of dry material were reduced to ashes at 500°C for 4 h. Then, the ash was dissolved with HNO_3 and filtered. Finally, the volume was adjusted to 10 ml with Milli-Q water, and 10 ppm of a Ga solution was added as an internal standard. Aliquots of 5 μL were taken from each solution and dried on an acrylic support. The blank preparation followed the same procedure. Solutions with known elements at different concentrations were prepared in the same way to determine a calibration curve. The elemental composition of tree barks was determined using Total Reflection X-Ray Fluorescence with Synchrotron Radiation (SR-TXRF), with a polychromatic beam approximately 5 mm wide and 0.1 mm high being used for excitation. For X-ray detection, a Si(Li) detector was used with an energy resolution of 165 eV at 5.9 keV.

2.4 Health data

The city of Córdoba has two systems of medical care – public and private. For the present study, we decided to use the public system. In addition, only data from children under aged 6 years were analysed since they are not affected by work-related pollutants that may act as confounding factors. The number of children that attended the human health centres during the period January–December 2005 was obtained from the database records of the municipal health services. The population under study comprised a total number of 4679 children – 53.02% male and 46.98% female. The percentage of some respiratory diseases (asthma, acute bronchitis, respiratory infections, laryngitis, allergic rhinitis and allergic rush) in children was determined with respect to the total number of children that attended each sanitary district (Table 1).

Table 1 Percentage of diseased children aged under six, calculated on the basis of the total number of people treated at clinics situated in study area, for each of the respiratory diseases selected

<i>Diseases</i>	<i>Mean</i>	<i>SD</i>
Asthma	1.050	0.760
Acute bronchitis	2.190	1.750
Respiratory infections	0.246	0.702
Laryngitis	0.307	0.239
Allergic rhinitis	0.041	0.065
Allergic rush	0.093	0.099

2.5 Data analysis

All the elements measured were selected for factor analysis performed using SPSS version 10.0. The factors were generated using Principal Component Analysis (PCA) and then rotated with Varimax rotation. The number of samples used for analysis was 30 ($n = 30$) that had more cases than variables. By examining factors with eigenvalues larger than one, a total of three factors could be chosen that accounted for approximately

Relationship between trace elemental composition in F. pennsylvanica

70% of the total variance, indicating that the results were statistically consistent. Also, Pearson's coefficients of correlation were calculated to study the relationships between the respiratory diseases and the elemental composition levels measured on the tree bark of *F. pennsylvanica*. A mapping procedure was used to evaluate the distribution of each of the factors found. A Kriging contour plot derivation was performed using Surfer 5.00.

3 Results and discussion

3.1 Metal content in bark of F. pennsylvanica

Table 2 shows the mean and standard deviation of the elements quantified in the ten sampling site barks of *F. pennsylvanica*.

The quantified values of Ca, Fe, Co, Br, Rb, Sr and Ba in *F. pennsylvanica* are within the range of values found in the Netherlands for tree species that included oak, poplar, elm and willow (Kuik and Wolterbeek, 1994). However, Zn values (mean = 39.5 ppm) and Pb (mean = 6.59 ppm) in *F. pennsylvanica* are below the range found by these authors (Zn range: 59–780 ppm; Pb range: 100–1000 ppm). Nevertheless, they are similar to the values observed by Perelman et al. (2006) in bark of *F. pennsylvanica* in downtown Buenos Aires (mean Zn = 29.17 ppm; mean Pb = 6.38 ppm), suggesting that the emission level for these elements in these two cities in Argentina could be similar.

Respect to the coefficient of variation in Table 2 shows high coefficient of variation values for Fe, Cu, Mo and Pb; this can be explained by the presence of emission point sources (industries) of these pollutants concentrated mainly in the southeast of the study area.

Table 2 Mean, standard deviation (SD) and coefficient of variation (CV) of 14 elements in the bark of *F. pennsylvanica* (milligrams per kilogram)

<i>Elements n = 30</i>	<i>Mean</i>	<i>SD</i>	<i>CV</i>
K	6230	3780	0.606
Ca	34400	10600	0.309
V	3.20	1.31	0.410
Mn	91.2	37.3	0.409
Fe	1570	1040	0.665
Co	0.638	0.149	0.234
Cu	44.3	28.9	0.654
Zn	39.5	13.7	0.347
Br	7.21	2.79	0.388
Rb	4.37	1.38	0.315
Sr	125	37	0.299
Mo	1.91	0.90	0.472
Ba	173	66	0.383
Pb	6.59	4.95	0.752

3.2 Factor analysis

The results of factor analysis used to identify possible element emission sources are presented in Table 3. The first factor (Ca, V, Br, Sr, Mo and Pb) is possibly associated with

industrial emissions, since a variety of industrial plants are located in the suburban areas surrounding the city of Córdoba, including major automobile factories, auto-part industries, agro-industries and food processing companies (Carreras et al., 2006). Similarly, previous studies in the city of Córdoba had found an enrichment of V, Co, Ni, Cu, Br and Pb in different biomonitors due to industrial emissions (Pignata et al., 2007; Wannaz et al., 2008). The second factor might represent soil contribution (K, Mn, Fe, Co, Rb and Ba), with K content in the bark possibly related to the physiological condition of the tree. Contents of Fe and Co have been associated with soil in some previous works in Córdoba using biomonitors (Pignata et al., 2002; Pignata et al., 2007). Ba, on the other hand, has been identified as a marker of vehicular traffic (Monaci et al., 2000), which shows that this factor may reflect not only the influence of soil particles but also the contribution of vehicular traffic. However, the small size of the study area surveyed in the present work makes difficult to discriminate both sources of pollutants. Thus, although factor analysis showed a first factor with predominantly industrial elements and a second factor with some elements from soil and traffic, the enrichment of some elements may have arisen from various contributions. For example, Fe in bark samples of *F. pennsylvanica* might have been enriched by both industrial and natural sources. In the third component was observed Zn, which has been shown to originate from vehicular traffic in a study analysing the atmospheric deposition of the city of Córdoba (Wannaz and Pignata, 2006), as similarly reported by Garty (1993) in Israel. Both these investigations were carried out at sampling sites near urban areas with scarce industrial development. In another study, Christensen and Guinn (1979) suggested that the particles emitted by automobile tyres are the main source of Zn in urban areas. However, Ward (1989) found that Zn was one of the elements that increased together with the density of traffic and proposed that the emission of this element is not only originated by the tyres but also from lubrication oils and brakes.

Table 3 Eigenvectors obtained in factor analysis of the elements measured in the bark of *F. pennsylvanica*

	Component		
	CP 1	CP 2	CP 3
Ca	0.960	-0.054	0.119
V	0.892	-0.121	-0.007
Br	0.786	0.175	-0.098
Sr	0.840	-0.103	-0.353
Mo	0.795	-0.229	-0.374
Pb	0.573	0.281	-0.206
K	-0.531	0.614	-0.436
Mn	0.025	0.856	-0.205
Fe	-0.001	0.726	0.414
Co	0.399	0.812	0.174
Rb	-0.128	0.585	-0.501
Ba	0.091	0.637	0.247
Zn	0.430	0.141	0.762
Cu	-0.413	-0.163	0.068
Acum. variance (%)	34	58	70
Eigenvalues	4.8	3.3	1.7

3.3 Mapping

Figures 2–4 show the geographical distribution maps of the three factors obtained by factor analysis. The highest values of the first component (Figure 2) are present in the central and southern study areas, demonstrating the contribution that industrial activity has on this component due to the large number of industries located in the south and southeast of the city. Figures 3 and 4 show the distribution maps of Components 2 and 3, respectively, showing that the highest values of these two components are found in the northwest of the city.

Figure 2 Distribution map of the first factor in the study area, Córdoba

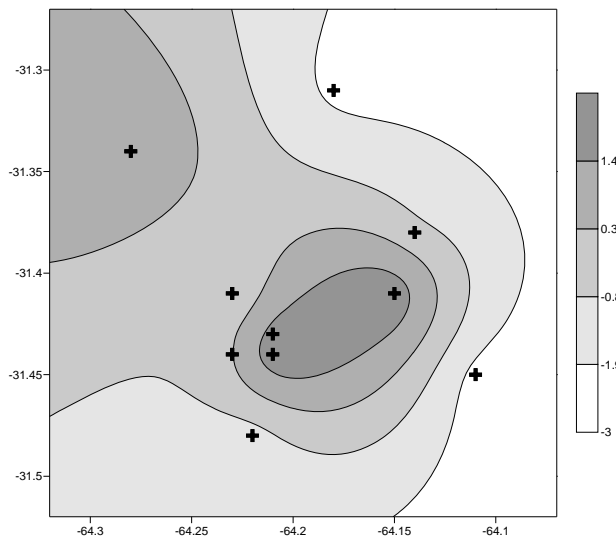


Figure 3 Distribution map of the second factor in the study area, Córdoba

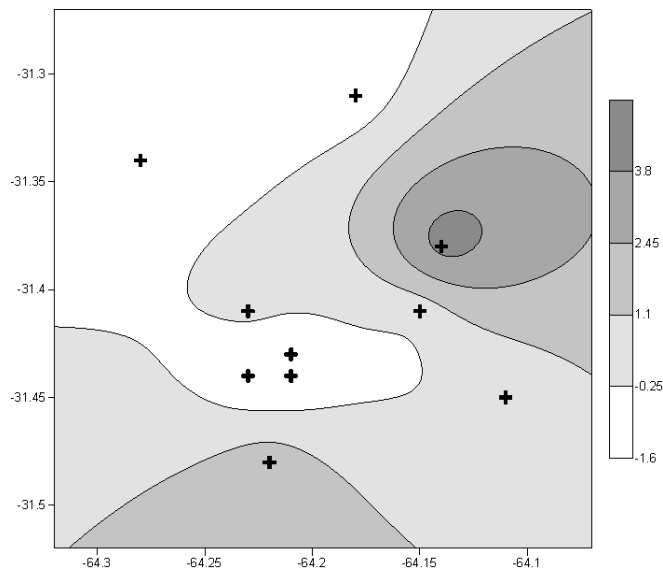
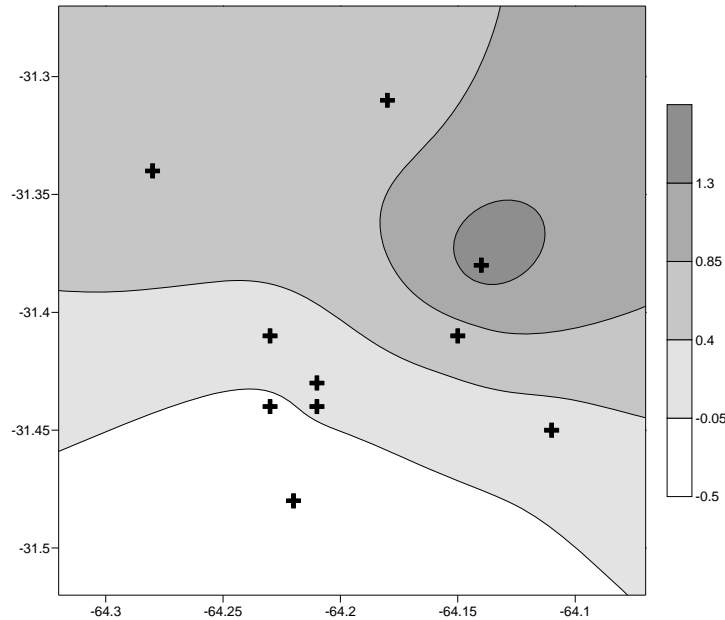


Figure 4 Distribution map of the third factor in the study area, Córdoba



Some of the metals contained in the second component can be attributed to soil (Mn, Fe and Rb) and another as Ba could be related to vehicular traffic emissions. The main contributor to Component 3 is Zn, which is possibly related, as mentioned earlier, to vehicular traffic emissions. This could indicate that emission sources exist for these two components, which may be explained by the high presence of traffic. These results support those found with factor analysis.

3.4 Correlation analysis between metal content in bark and frequency of diseases

Pearson's correlation analysis was performed on the factors previously obtained and the percentages of respiratory diseases (Table 4). Factor 1, an indicator of industrial activity, was correlated with allergic rash. Factor 2, which presented some elements from soil and others from traffic, was correlated with increased allergic rhinitis. Vehicular traffic, represented by Factor 3, was correlated with increased respiratory infections. Although some of the metals measured in the present study are essential to human biological function, such as Mn and Cu, they can be toxic when ingested or inhaled at elevated concentrations. It has been demonstrated that an increased copper content can lead to coronary diseases, arteriosclerosis and damage to the central nervous system (Goyer, 1997). Other metals, such as Pb, are toxic and have been shown to have a negative impact on neurological development of children (Wasserman et al., 2004).

Relationship between trace elemental composition in F. pennsylvanica

Table 4 Correlation analysis between the percentage of diseased children under six-year old and the eigenvectors obtained in the PCA of the elements measured in the bark of *F. pennsylvanica*

	<i>CP 1</i>	<i>CP 2</i>	<i>CP 3</i>
Asthma			
Acute bronchitis			
Respiratory infections			0.49
Laryngitis			
Allergic rhinitis		0.54	
Allergic rush	0.48		

4 Conclusions

The results of the present study show that *F. pennsylvanica* can be used as a biomonitor of accumulation, thus permitting zones with different pollution levels to be identified of these elements. In addition, the observed correlation between these elements and the percentage of respiratory diseases shows that *F. pennsylvanica* can be useful when assessing human exposure.

Acknowledgements

This work has been supported by the Brazilian Synchrotron Light Laboratory (LNLS) under proposal D09B – XRF 7657 and by the Consejo Nacional de Investigaciones Científicas y Técnicas (CONICET).

References

- Al-Shayeb, S.M., Al-Rajhi, M.A. and Seaward, M.R.D. (1995) 'The date palm *Phoenix dactylifera* L. as a biomonitor of lead and other elements in arid environments', *The Science of the Total Environment*, Vol. 168, No. 1, pp.1–10.
- Asta, J., Erhardt, W., Ferretti, M., Fornasier, F., Kirschbaum, U., Nimis, P.L., Purvis, O., Pirintsos, S., Scheidegger, C., Van Haluwyn, C. and Wirth, V. (2002) 'Mapping lichen diversity as an indicator of environmental quality', in Nimis, P.L., Scheidegger, C. and Wolseley, P. (Eds): *Monitoring with Lichens – Monitoring Lichens*, Kluwer Academic Publishers, The Netherlands, pp.273–279.
- Bargagli, R. (1998) 'Higher plants as biomonitors of airborne trace elements', in Bargagli, R. (Ed.): *Trace Elements in Terrestrial Plants: An Ecophysiological Approach to Biomonitoring and Biorecovery*, Springer-Verlag, Berlin, Heidelberg, New York, pp.238–262.
- Bellis, D.J., Satake, K. and McLeod, C. (2004) 'A comparison of lead isotope ratios in the bark pockets and annual rings of two beech trees collected in Derbyshire and South Yorkshire, UK', *Science of the Total Environment*, Vol. 321, Nos. 1–3, pp.105–113.

- Berlizov, A.N., Blum, O.B., Filby, R.H., Malyuk, I.A. and Tryshyn, V.V. (2007) 'Testing applicability of black poplar (*Populus nigra* L.) bark to heavy metal air pollution monitoring in urban and industrial regions', *Science of the Total Environment*, Vol. 372, Nos. 2–3, pp.693–706.
- Carreras, H.A., Pignata, M.L. and Saldiva, P.H.N. (2006) 'In situ monitoring of urban air in Córdoba, Argentina, using the *Tradescantia*-micronucleus (Trad-MCN) bioassay', *Atmospheric Environment*, Vol. 40, No. 40, pp.7824–7830.
- Carreras, H.A., Rodriguez, J.H., González, C.M., Wannaz, E.D., Garcia Ferreyra, F., Perez, C.A. and Pignata, M.L. (2009) 'Assessment of the relationship between total suspended particles and the response of two biological indicators transplanted to an urban area in central Argentina', *Atmospheric Environment*, Vol. 43, No. 18, pp.2944–2949.
- Catinon, M., Ayrault, S., Clocchiatti, R., Boudouma, O., Asta, J., Tissut, M. and Ravanel, P. (2009) 'The anthropogenic atmospheric elements fraction: a new interpretation of elemental deposits on tree barks', *Atmospheric Environment*, Vol. 43, No. 5, pp.1124–1130.
- Catinon, M., Ayrault, S., Daudin, L., Sevin, L., Asta, J., Tissut, M. and Ravanel, P. (2008) 'Atmospheric inorganic contaminants and their distribution inside stem tissues of *Fraxinus excelsior* L.', *Atmospheric Environment*, Vol. 42, No. 6, pp.1223–1238.
- Christensen, E.R. and Guinn, V. (1979) 'Zinc from automobile tires in urban runoff', *Journal of the Environmental Engineering Division-ASCE*, Vol. 105, No. 1, pp.165–168.
- De Bruin, M. and Hackeniz, E. (1986) 'Trace Element concentrations in epiphytic lichens and bark substrate', *Environmental Pollution*, Vol. 11, No. 2, pp.153–160.
- El-Hasan, T., Al-Omari, H., Jiries, A. and Al-Nasir, F. (2002) 'Cypress tree (*Cupressus sempervirens* L.) bark as an indicator for heavy metal pollution in the atmosphere of Amman City, Jordan', *Environment International*, Vol. 28, No. 6, pp.513–519.
- Freitas, M.C., Reis, M.A., Alves, L.C., Wolterbeek, H.Th., Verburg, T. and Gouveia, M.A. (1997) 'Biomonitoring of trace-element air pollution in Portugal: qualitative survey', *Journal of Radioanalytical and Nuclear Chemistry*, Vol. 217, No. 1, pp.21–30.
- Freitas, M.C., Reis, M.A., Marques, A.P., Almeida, S.M., Farinha, M.M., de Oliveira, O., Ventura, M.G., Pacheco, A.M.G. and Barros, L.I.C. (2003) 'Monitoring of environmental contaminants: 10 years of application of k0-INAA', *Journal of Radioanalytical and Nuclear Chemistry*, Vol. 257, No. 3, pp.621–625.
- Garrec, J.P. and Van Haluwyn, C. (2002) 'Biosurveillance végétale de la qualité de l'air', *Concepts, Méthodes et Applications*, Tec et Doc Editions, Londres, Paris, New York, p.117.
- Garty, J. (1993) 'Lichens as biomonitors for heavy metal pollution', in Markert, B. (Ed.): *Plants as Biomonitors. Indicators for Heavy Metals in the Terrestrial Environment*, VCH, Weinheim, New York, pp.193–263.
- Goyer, R.A. (1997) 'Toxic and essential metal interactions', *Annual Review of Nutrition*, Vol. 17, pp.37–50.
- Haapala, H. and Kikuchi, R. (2000) 'Biomonitoring of the distribution of dust emission by means of a new SEM/EDX technique', *Environmental Science Pollution Research*, Vol. 7, No. 4, pp.180–189.
- Harju, L., Saarela, K.E., Rajander, J., Lill, J-O., Lindroos, A. and Heselius, S.J. (2002) 'Environmental monitoring of trace elements in bark of Scots pine by thick-target PIXE', *Nuclear Instruments and Methods in Physics Research Section B*, Vol. 189, Nos. 1–4, pp.163–167.
- Herman, F. (1992) 'Schwermetallgehalte von Fichtenborken als Indikator für antropogene Luftverunreinigungen', in Verlag, V.D.I. (Ed.): *Bioindikation. Ein wirksames Instrument der Umweltkontrolle*, VDI-Berichte 902, Dusseldorf, pp.375–389.
- Huhn, G., Schulz, H., Stärk, H-J., Tolle, R. and Schuurmann, G. (1995) 'Evaluation of regional heavy metal deposition by multivariate analysis of element contents in pine tree barks', *Water, Air, and Soil Pollution*, Vol. 84, Nos. 3–4, pp.376–383.

Relationship between trace elemental composition in F. pennsylvanica

- Kuik, P. and Wolterbeek, H.Th. (1994) 'Factor analysis of trace-element data from tree-bark samples in the Netherlands', *Environmental Monitoring and Assessment*, Vol. 32, No. 3, pp.207–226.
- Monaci, F., Moni, F., Lanciotti, E., Grechi, D. and Bargagli, R. (2000) Biomonitoring of airborne metals in urban environments: new tracers of vehicle emission, in place of lead', *Environmental Pollution*, Vol. 107, No. 3, pp.321–327.
- Narewski, U., Werner, G., Schulz, H. and Vogt, C. (2000) 'Application of laser ablation inductively coupled mass spectrometry (LA-ICP-MS) for the determination of major, minor, and trace elements in bark samples', *Fresenius' Journal of Analytical Chemistry*, Vol. 366, No. 2, pp.167–170.
- Pacheco, A.M.G., Barros, L.I.C., Freitas, M.C., Reis, M.A., Hipolito, C. and Oliveira, O.R. (2002) 'An evaluation of olive-tree bark for the biological monitoring of airborne trace-elements at ground level', *Environmental Pollution*, Vol. 120, No. 1, pp.79–86.
- Pacheco, A.M.G. and Freitas, M.C. (2004) 'Are lower epiphytes really better than higher plants for indicating airborne contaminants? An insight into the elemental contents of lichen thalli and tree bark by INAA', *Journal of Radioanalytical and Nuclear Chemistry*, Vol. 259, No. 1, pp.27–33.
- Pacheco, A.M.G., Freitas, M.C., Barros, L.I.C. and Figueira, R. (2001) 'Investigating tree bark as an air-pollution biomonitor by means of neutron activation analysis', *Journal of Radioanalytical and Nuclear Chemistry*, Vol. 249, No. 2, pp.327–331.
- Pacheco, A.M.G., Freitas, M.C. and Ventura, M.G. (2004) 'A nonparametric assessment of the relative output of INAA and PIXE on joint determinands in environmental samples (atmospheric biomonitors)', *Nuclear Instruments and Methods in Physics Research. Section B*, Vol. 222, Nos. 3–4, pp.587–592.
- Perelman, P.E., Castro, M.A., Navarro, L.E., Rechi, M., Arriaga, M., López, S., Martínez Carretero, E. and Faggi, A. (2006) 'Análisis multielemental de corteza de fresno (*Fraxinus pennsylvanica*) a lo largo de un gradiente urbano-periurbano en la metrópolis de Buenos Aires', *Revista del Museo Argentino de Ciencias Naturales*, Vol. 8, No. 2, pp.231–236.
- Pignata, M.L., Gudiño, G.L., Wannaz, E.D., Plá, R.R., González, C.M., Carreras, H.A. and Orellana, L. (2002) 'Atmospheric quality and distribution of heavy metals in Argentina employing *Tillandsia capillaris* as biomonitor', *Environmental Pollution*, Vol. 120, No. 1, pp.59–68.
- Pignata, M.L., Pla, R.R., Jasan, R.C., Martínez, M.S., Rodríguez, J.H., Wannaz, E.D., Gudiño, G.L., Carreras, H.A. and González, C.M. (2007) 'Distribution of atmospheric trace elements and assessment of air quality in Argentina employing the lichen, *Ramalina celastri*, as a passive biomonitor: detection of air pollution emission sources', *International Journal of Environment and Health*, Vol. 1, No. 1, pp.29–46.
- Saarela, K.E., Harju, L., Rajander, J., Lill, J.O., Heselius, S.J., Lindroos, A. and Mattson, K. (2005) 'Elemental analyses of pine bark and wood in an environmental study', *Science of the Total Environment*, Vol. 343, Nos. 1–3, pp.231–241.
- Schulz, H., Popp, P., Huhn, G., Stark, H.J. and Schuurmann, G. (1999) 'Biomonitoring of airborne inorganic and organic pollutants by means of pine tree barks. I. Temporal and spatial variations', *Science of the Total Environment*, Vol. 232, Nos. 1–2, pp.49–58.
- Walkenhorst, W., Hagemeyer, J. and Breckle, W. (1993) 'Passive monitoring of airborne pollutants, particularly trace metals, with tree bark', in Markert, B. (Ed.): *Plants as Biomonitors. Indicators for Heavy Metals in the Terrestrial Environment*, VCH, Weinheim, New York, Basel, Cambridge, pp.523–540.
- Wannaz, E.D., Harguinteguy, C.A., Pla, R.R., Jasan, R.C. and Pignata, M.L. (2008) 'Identification of atmospheric trace-element sources by passive biomonitoring employing PCA and variogram analysis', *International Journal of Environmental Analytical Chemistry*, Vol. 88, No. 4, pp.229–243.

E.D. Wannaz et al.

- Wannaz, E.D. and Pignata, M.L. (2006) 'Calibration of four species of *Tillandsia* as air pollution biomonitors', *Journal of Atmospheric Chemistry*, Vol. 53, No. 3, pp.185–209.
- Ward, N.I. (1989) 'Multielement contamination of British motorway environments', in Vernet J-P. (Ed.): *Proceedings of the International Conference on Heavy Metals in the Environment*, Vol. 2, Geneva, pp.279–282.
- Wasserman, G.A., Liu, X., Parvez, F., Ahsan, H., Factor-Litvak, P., van Geen, A., Slavkovich, V., Loiacono, N.J., Cheng, Z., Hussain, I., Momotaj, H. and Graziano, J.H. (2004) 'Water arsenic exposure and children's intellectual function in Araihaazar, Bangladesh', *Environmental Health Perspectives*, Vol. 112, No. 13, pp.1329–1333.