

Note

Cycloisomerization of Conjugated Trienones and Isomeric 2H-Pyrans: Unified Strategy toward Cyclopenta[b]furans

Martin Jorge Riveira, Gaston Nicolas Quiroga, Ernesto G. Mata, Vincent Gandon, and Mirta P. Mischne

J. Org. Chem., **Just Accepted Manuscript** • DOI: 10.1021/acs.joc.5b00818 • Publication Date (Web): 27 May 2015

Downloaded from <http://pubs.acs.org> on May 29, 2015

Just Accepted

“Just Accepted” manuscripts have been peer-reviewed and accepted for publication. They are posted online prior to technical editing, formatting for publication and author proofing. The American Chemical Society provides “Just Accepted” as a free service to the research community to expedite the dissemination of scientific material as soon as possible after acceptance. “Just Accepted” manuscripts appear in full in PDF format accompanied by an HTML abstract. “Just Accepted” manuscripts have been fully peer reviewed, but should not be considered the official version of record. They are accessible to all readers and citable by the Digital Object Identifier (DOI®). “Just Accepted” is an optional service offered to authors. Therefore, the “Just Accepted” Web site may not include all articles that will be published in the journal. After a manuscript is technically edited and formatted, it will be removed from the “Just Accepted” Web site and published as an ASAP article. Note that technical editing may introduce minor changes to the manuscript text and/or graphics which could affect content, and all legal disclaimers and ethical guidelines that apply to the journal pertain. ACS cannot be held responsible for errors or consequences arising from the use of information contained in these “Just Accepted” manuscripts.

Cycloisomerization of Conjugated Trienones and Isomeric 2H-Pyrans: Unified Strategy toward Cyclopenta[*b*]furans

Martín J. Riveira,[†] Gastón N. Quiroga,[†] Ernesto G. Mata,[†] Vincent Gandon^{*,‡,‡}, and Mirta P. Mischne^{*,†}

[†]*Instituto de Química Rosario-CONICET, Facultad de Ciencias Bioquímicas y Farmacéuticas, Universidad Nacional de Rosario, Suipacha 531, 2000 Rosario, Santa Fe, Argentina.*

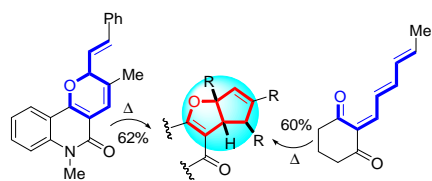
mischne@iquir-conicet.gov.ar

[‡]*ICMMO (UMR CNRS 8182), Université Paris-sud 11, 91405 Orsay Cedex, France.*

[‡]*Institut de Chimie des Substances Naturelles, CNRS, Avenue de la Terrasse, 91198 Gif-sur-Yvette Cedex, France.*

vincent.gandon@u-psud.fr

TABLE OF CONTENTS/ABSTRACT GRAPHIC



ABSTRACT

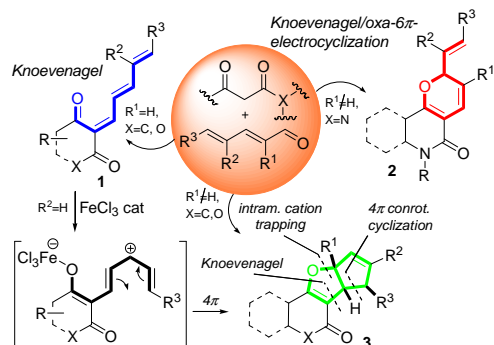
Conjugated trienones and isomeric 2*H*-pyrans were found to engage in a novel cycloisomerization cascade toward cyclopenta[*b*]furan derivatives. Knoevenagel chemistry and pericyclic reactions meet again to expand the polyene-carbonyl manifold.

1
2
3
4
5
6
7
8
9
10
11
12
13
14
15
16
17
18
19
20
21
22
23
24
25
26
27
28
29
30
31
32
33
34
35
36
37
38
39
40
41
42
43
44
45
46
47
48
49
50
51
52
53
54
55
56
57
58
59
60

Cycloisomerization reactions do not cease to amaze chemists who stand still trying to grasp the circle dance of atoms in their molecules. Indeed Nature also makes use of these atom-economical transformations to construct many of the rings found embedded in its precious products. One notable example of this is the pericyclic oxa- 6π -electrocyclization reaction of dienone (or dienal) structures to yield the well-known *2H*-pyran isomers. This reversible process is usually masked by subsequent transformations, mostly [4+2] cycloadditions, accounting for the biosynthesis of xanthipungolide, torreyanic acid, epoxyquinols A-C, pinnatal, and so many other elegant natural molecules of interest.¹⁻³

The domino Knoevenagel condensation/oxa- 6π -electrocyclization reaction between enals and 1,3-dicarbonyl substrates, usually referred to as formal [3+3] cycloaddition, has become a very useful strategy for the synthesis of natural *2H*-pyran-containing compounds.^{4,5} Our studies on this condensation using $\alpha,\beta,\gamma,\delta$ -unsaturated aldehydes revealed that, depending on the substitution pattern and electronic properties, apart from the expected π -conjugated dicarbonyl products and their *2H*-pyran isomers (**1** and **2**), previously unrelated cyclopenta[*b*]furan isomers of type **3** can also be obtained (Scheme 1).⁶ To account for the formation of these unexpected products, a domino Knoevenagel/cationic bicyclization pathway was proposed featuring a pentadienyl-cyclopentenyl cation rearrangement at the end of the polyene chain of the putative, non-isolable, trienone intermediates. Indeed, iron(III) chloride was shown to catalyze the isomerization of stable isolable trienones of type **1** into these heterocyclic isomers (**3**) and the process was hence classified as an interrupted vinylogous iso-Nazarov reaction.⁷

Scheme 1. Manifold of the Knoevenagel chemistry using 1,3-dicarbonyl substrates and $\alpha,\beta,\gamma,\delta$ -unsaturated aldehydes

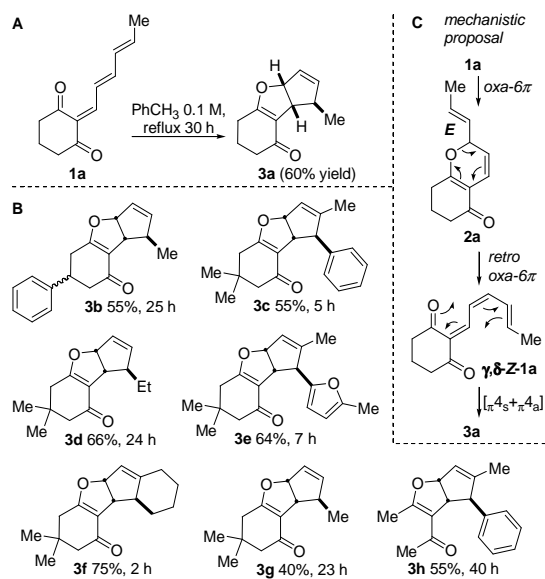


Due to the wide application of molecular switches in the fabrication of novel materials and devices, the dienone/*2H*-pyran isomerism has received considerable attention.^{8,9} Krasnaya and Hsung have both independently provided examples of dienones that rearrange to their pyranic isomers upon thermal treatment.^{10,11} In order to test whether vinylogous systems of type **1** behave in such a way, a toluene solution of model substrate **1a**, prepared via Knoevenagel condensation between 1,3-cyclohexanedione and sorbaldehyde, was heated under reflux (Scheme 2A). To our surprise, after 30 hours of heating, cyclopenta[*b*]furan isomer **3a** was found as the only isolable product of the reaction. The same reactivity profile was found for other related substrates (Scheme 2B). Although the use of higher-boiling solvents or sealed systems provided faster transformations, marked reduced yields ensued. The possibility to incorporate the Knoevenagel condensation and cycloisomerization process into a one-pot transformation was explored as well but, unfortunately, no suitable experimental conditions for making it a valuable process could be found.

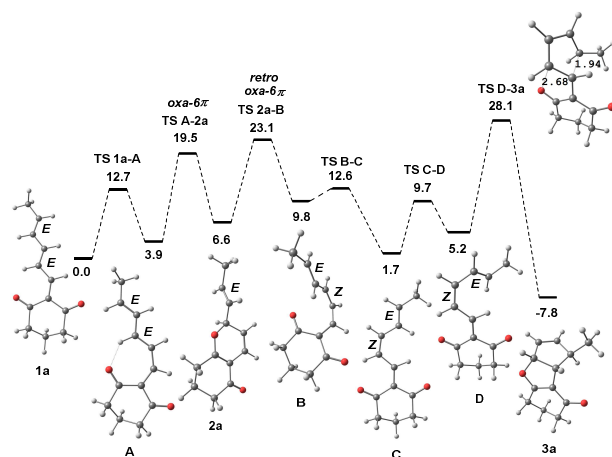
1
2
3
4
5
6 Although only moderate yields could be obtained and indeed more efficient
7
8 transformations were found using our previously developed acid-promoted approach to
9
10 these cyclopenta[*b*]furan derivatives;^{7,12} from a mechanistic viewpoint we were completely
11
12 amazed by this notable cycloisomerization. To account for cyclopenta[*b*]furan formation, a
13
14 mechanistic proposal was elaborated indeed involving originally sought 2*H*-pyran isomers
15
16 as intermediates (Scheme 2C). An initial oxa-6π-electrocyclic ring closure/opening
17
18 sequence, similar to that proposed to account for the isomerization of retinals,¹³ would
19
20 provide reactive γ,δ-*Z*-diastereomer of trienone **1a** substrate. Strain could then force
21
22 polyene chain to a conformation in which it is dissected into two 4πe⁻ moieties.
23
24 Intramolecular [π4_a+π4_s] cycloaddition would then afford cyclopenta[*b*]furan product **3a**. ¹H
25
26 NMR monitoring of these reactions carried out in toluene-*d*₈ at 100 °C threw no evidence
27
28 of any of the proposed intermediates. DFT calculations at the M06/6-31+G** level of
29
30 theory were then performed to assess the feasibility of the proposed pathway (Scheme 3
31
32 and Supporting Information; for other DFT functionals also see Supporting Information).¹⁴
33
34 Overall, the bicyclization of substrate **1a** into cyclopenta[*b*]furan isomer **3a** takes six
35
36 elementary steps and liberates 7.8 kcal/mol of Gibbs free energy: (i) conversion of *s*-
37
38 *trans/s-trans E/E* **1a** into the *s-cis/s-trans E/E* isomer **A**; (ii) oxa-6π electrocyclization to
39
40 give **2a**; (iii) retro oxa-6π leading to the *s-cis/s-trans Z/E* isomer **B**; (iv) conversion of **B**
41
42 into the *s-trans/s-trans Z/E* isomer **C**; (v) formation of the *s-trans/s-cis Z/E* isomer **D**; and
43
44 (vi) [π4_a+π4_s] cycloaddition giving rise to the final product **3a**. As shown by the lengths of
45
46 the forming C–O and C–C bonds in **TS D-3a** (2.68 Å and 1.94 Å respectively), the
47
48 construction of the two rings occurs in an asynchronous fashion in favor of the
49
50
51
52
53
54
55
56
57
58
59
60

cyclopentene framework. This last step is the rate determining one ($\Delta G_{298}^{\ddagger} = 28.1$ kcal/mol).

Scheme 2. Thermal isomerization of conjugated trienones 1 to cyclopenta[*b*]furan derivatives 3

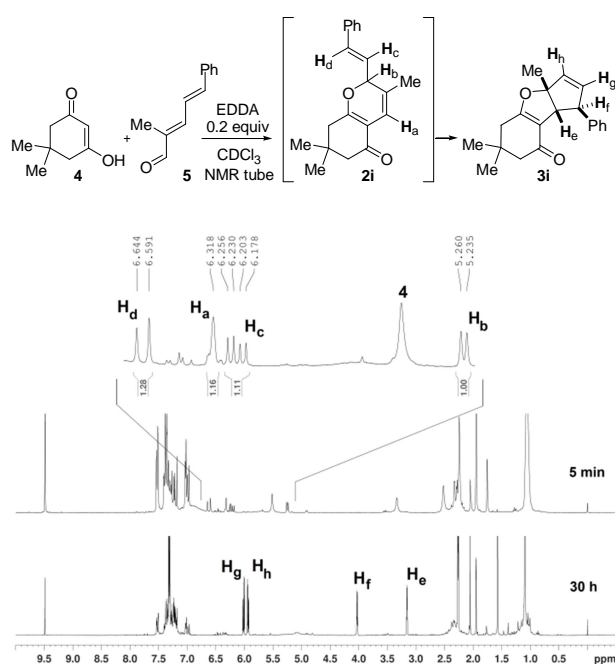


Scheme 3. Calculated energy profile (ΔG_{298} , kcal/mol) for the bicyclization of conjugated trienone 1a



Our unexpected findings made us revisit the original tandem Knoevenagel/polycyclization reaction between β -diketones or β -ketoesters and α -substituted dienals, for which conjugated trienones were proposed as direct precursors of the cyclopenta[*b*]furan products **3**, and 2*H*-pyrans of type **2** were regarded rather as products of an unrelated dead-end pathway.^{6a} In order to find evidence of any intermediate that could be involved, condensation between model substrates dimedone (**4**) and 2-methyl-5-phenyl-penta-2,4-dienal (**5**) was carried out in an NMR tube (Figure 1).

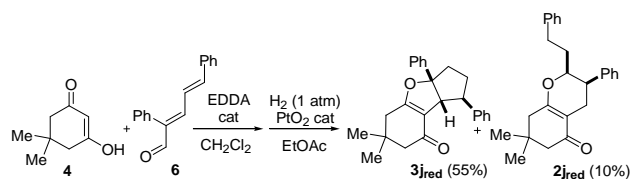
Figure 1. ¹H NMR monitoring of the tandem Knoevenagel-bicyclization sequence toward cyclopenta[*b*]furans (EDDA = ethylenediammonium diacetate)



As soon as reaction commenced and before any product **3i** was produced, ¹H NMR monitoring indeed revealed the presence of a molecular species that was gradually consumed and completely depleted after 30 hours (Figure 1). This presumable intermediate

gives rise to signals which can be tentatively attributed to the structure of *2H*-pyran **2i**. The uncrowded vinyl region of the ¹H NMR spectrum features a broad singlet at 6.32 ppm (H_a), two doublets centered at 6.62 and 5.25 ppm (H_d and H_b, *J* = 16.0 and 7.5 Hz, respectively) and a doublet of doublets at 6.22 ppm (H_c, *J* = 16.0, 7.5 Hz). In addition, the oxygen bearing methine carbon would account for the ¹³C NMR signal at 81.1 ppm (see Supporting Information). Since all attempts to isolate this intermediate foundered, possibly due to rapid isomerization to product **3i**, we envisioned that hydrogenation would allow its trapping.¹⁵ After considerable experimentation using different aldehydes and dicarbonyl substrates, pyran **2j_{red}** could be isolated in low yield along with expected reduced cyclopenta[*b*]furan **3j_{red}** when reaction between dimedone (**4**) and 2,5-diphenyl-penta-2,4-dienal (**6**) was interrupted before completion and submitted to hydrogenation under heterogeneous conditions using Adam's catalyst (Scheme 4).

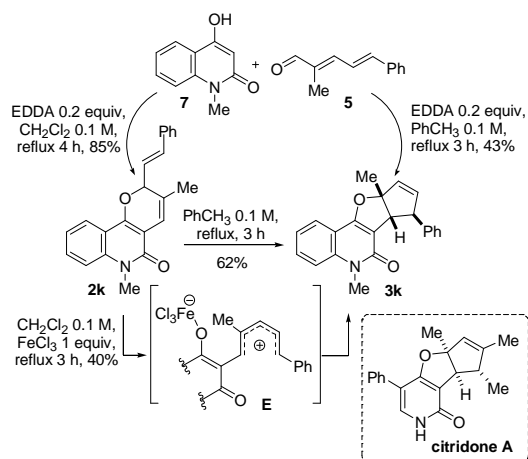
Scheme 4. Further evidence for the intermediacy of *2H*-pyrans en route to cyclopenta[*b*]furan isomers



This finding that *2H*-pyrans could be transient intermediates en route to cyclopenta[*b*]furans prompted us to evaluate whether the cycloisomerization of stable, isolable *2H*-pyrans, may be feasible. As a proof-of-concept, compound **2k** was chosen as model substrate (Scheme 5). This *2H*-pyran was prepared via Knoevenagel condensation between aldehyde **5** and 4-hydroxy-1-methyl-2(*1H*)-quinolone (**7**) as previously reported.^{6a}

When a toluene solution of **2k** was subjected to reflux conditions, cyclopenta[*b*]furoquinolone **3k** was indeed found as the only isolable product in 62% yield (Scheme 5). In addition, the one-pot Knoevenagel condensation/cycloisomerization sequence, in this case, was shown to be accessible (43% yield). The isomerization of pyran **2k** could also be promoted using ferric chloride (1 equiv) in dichloromethane at reflux, albeit in lower yield (40%). In this case, the reaction would proceed through initial Lewis acid promoted heterolytic C-O bond cleavage generating key polyenyl cation **E** which, after a $4\pi e^-$ conrotatory electrocyclization and subsequent stereoselective trapping of brand new cyclopentenyl cation intermediate by enolic oxygen, would provide *cis*-fused cyclopenta[*b*]furan product **3k**.

Scheme 5. Rearrangement of a stable 2-vinyl-2*H*-pyran



In summary, a novel cycloisomerization pathway viable for Knoevenagel chemistry was disclosed. Trienones and 2*H*-pyrans were found to smoothly rearrange to previously unrelated isomers, cyclopenta[*b*]furans. Indeed, this heterocyclic scaffold is widespread in Nature.¹⁶ Taking into account the ease with which these assemblies are stereoselectively

constructed from simple precursors, the question raises as to whether this approach could account for the biosynthetic origin of natural products such as citridone A (Scheme 5),¹⁷ which shares the same tricyclic cyclopentafuopyridone core present in product **3k**. Efforts to clarify this scenario are underway.

EXPERIMENTAL SECTION

Unsaturated aldehydes **5** and **6** have been previously prepared by our group.⁶

General procedure for the preparation of substrates 1 and 2 via condensation of 1,3-dicarbonyl compounds and unsaturated aldehydes. A mixture of 1,3-dicarbonyl compound (1 mmol), unsaturated aldehyde (1 mmol, 1 equiv) and 1,2-ethylenediammonium diacetate (EDDA, 36 mg, 0.2 mmol) in CH₂Cl₂ (5.0 ml, 0.2 M) was heated at reflux until complete consumption of aldehyde substrate (TLC monitoring, approximately 3-4 hours). The solvent was then evaporated under reduced pressure and the residue was purified by flash column chromatography on silica gel (eluent hexanes/ethyl acetate) to afford the desired unsaturated substrates **1** or **2**. Conjugated dicarbonyl substrates **1a-h** and 2*H*-pyran substrate **2k** have been previously prepared by our group using this protocol.^{6,7} For the ¹H NMR monitoring of the tandem Knoevenagel-bicyclization sequence between dicarbonyl substrate **4** and unsaturated aldehyde **5** toward cyclopenta[*b*]furan **3i**^{6b}, this same protocol was used employing CDCl₃ as solvent instead of CH₂Cl₂.

General procedure for the thermal cycloisomerization toward cyclopenta[*b*]furans 3.

A solution of conjugated dicarbonyl substrate **1** or 2*H*-pyran **2** (1 mmol) in toluene (10.0 ml, 0.1 M) was heated at reflux until complete consumption of substrate (TLC monitoring). The solvent was then evaporated under reduced pressure and the crude product was purified

1
2
3
4
5
6 by flash column chromatography on silica gel (eluent hexanes/ethyl acetate) to afford the
7
8 following compounds.
9

10
11 *Cyclopenta[b]furan 3a*.⁷ Yield: 114 mg (60%). Colorless to pale yellow solid. mp 46.0-
12 47.0 °C. ¹H NMR (300 MHz, CDCl₃): δ 6.02 (dd, *J* = 5.6 Hz, *J* = 2.2 Hz, 1H), 5.82 (dt, *J* =
13 8.6 Hz, *J* = 1.8 Hz, 1H), 5.74 (dt, *J* = 5.6 Hz, *J* = 2.0 Hz, 1H), 3.27 (dq, *J* = 8.5 Hz, *J* = 1.8
14 Hz, 1H), 2.84 (qquint, *J* = 7.3 Hz, *J* = 1.9 Hz, 1H), 2.39 (td, *J* = 6.4 Hz, *J* = 1.6 Hz, 2H),
15 2.32 (t, *J* = 6.3 Hz, 2H), 2.00 (quint, *J* = 6.4 Hz, 2H), 1.18 (d, *J* = 7.3 Hz, 3H).
16
17

18
19
20
21
22 *Cyclopenta[b]furans 3b*.⁷ Yield 147 mg (55%). Colorless solid. mp 70.0–71.0 °C. ¹H NMR
23 (300 MHz, CDCl₃): δ 7.37-7.29 (overlapping m, 4H), 7.28-7.20 (overlapping m, 6H), 6.08-
24 6.02 (overlapping m, 2H), 5.92-5.84 (overlapping m, 2H), 5.80-5.72 (overlapping m, 2H),
25 3.47-3.27 (overlapping m, 4H), 2.95-2.83 (overlapping m, 2H), 2.67-2.54 (overlapping m,
26 8H), 1.23-1.17 (overlapping m, 6H).
27
28

29
30
31
32
33 *Cyclopenta[b]furan 3c*.^{6a} Yield 162 mg (55%). Pale yellow solid. mp 95.0-96.0 °C. ¹H
34 NMR (300 MHz, CDCl₃): δ 7.34-7.27 (m, 2H), 7.23-7.17 (m, 3H), 5.90 (dm, *J* = 8.5 Hz,
35 1H), 5.67 (q, *J* = 1.6 Hz, 1H), 3.83 (bs, 1H), 3.58 (dm, *J* = 8.3 Hz, 1H), 2.31-2.26 (m, 2H),
36 2.25-2.22 (m, 2H), 1.65 (bs, 3H), 1.11 (s, 3H), 1.08 (s, 3H).
37
38

39
40
41
42
43 *Cyclopenta[b]furan 3d*.⁷ Yield 135 mg (66%). Colorless liquid. ¹H NMR (300 MHz,
44 CDCl₃): δ 6.09-6.01 (m, 1H), 5.84-5.74 (m, 2H), 3.34 (dm, *J* = 8.4 Hz, 1H), 2.81-2.71 (m,
45 1H), 2.24 (bs, 2H), 2.19 (bs, 2H), 1.67-1.38 (m, 2H), 1.08 (bs, 3H), 1.06 (bs, 3H), 0.96 (t, *J*
46 = 7.3 Hz, 3H).
47
48

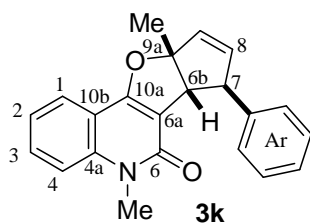
49
50
51
52
53 *Cyclopenta[b]furan 3e*.⁷ Yield 191 mg (64%). Colorless to pale yellow liquid. ¹H NMR
54 (300 MHz, CDCl₃): δ 6.00 (d, *J* = 2.9 Hz, 1H), 5.89 (dm, *J* = 8.2 Hz, 1H), 5.85 (d, *J* = 2.2
55
56
57
58
59
60

1
2
3
4
5
6 Hz, 1H), 5.58-5.54 (m, 1H), 3.84 (bs, 1H), 3.78 (bd, $J = 8.3$ Hz, 1H), 2.27 (bs, 2H), 2.25-
7
8 2.19 (overlapping signals, 5H), 1.69 (s, 3H), 1.09 (s, 3H), 1.07 (s, 3H).

9
10 *Cyclopenta[b]furan 3f*.⁷ Yield 194 mg (75%). Pale yellow solid. mp 98.0-99.0 °C. ¹H NMR
11
12 (300 MHz, CDCl₃): δ 5.72 (dtd, $J = 8.8$ Hz, $J = 2.2$ Hz, $J = 0.6$ Hz, 1H), 5.41 (q, $J = 1.8$
13
14 Hz, 1H), 3.31 (dq, $J = 8.8$ Hz, $J = 1.8$ Hz, 1H), 2.50 (dm, $J = 13.2$ Hz, 1H), 2.42-2.31 (m,
15
16 2H), 2.25 (d, $J = 1.3$ Hz, 2H), 2.20 (s, 2H), 1.97 (btd, $J = 13.2$ Hz, $J = 5.4$ Hz, 1H),
17
18 1.90-1.79 (m, 1H), 1.79-1.69 (m, 1H), 1.37 (qt, $J = 13.3$ Hz, $J = 3.3$ Hz, 1H), 1.17 (qt, $J =$
19
20 12.9 Hz, $J = 3.8$ Hz, 1H), 1.08 (s, 3H), 1.07 (s, 3H), 0.98 (qd, $J = 13.1$ Hz, $J = 3.4$ Hz, 1H).

21
22 *Cyclopenta[b]furan 3g*.⁷ Yield 109 mg (40%). Colorless to pale yellow solid. mp 42.0-43.0
23
24 °C. ¹H NMR (300 MHz, CDCl₃): δ 6.02 (dd, $J = 5.6$ Hz, $J = 2.2$ Hz, 1H), 5.84 (dt, $J = 8.5$
25
26 Hz, $J = 2.0$ Hz, 1H), 5.74 (dt, $J = 5.6$ Hz, $J = 2.0$ Hz, 1H), 3.29 (dq, $J = 8.5$ Hz, $J = 1.8$ Hz,
27
28 1H), 2.84 (qq, $J = 7.1$ Hz, $J = 2.2$ Hz, 1H), 2.24 (d, $J = 1.6$ Hz, 2H), 2.20 (bs, 2H), 1.18
29
30 (d, $J = 7.3$ Hz, 3H), 1.08 (s, 3H), 1.06 (s, 3H).

31
32 *Cyclopenta[b]furan 3h*. Yield 171 mg (55%). Colorless to pale yellow liquid. IR (film)
33
34 (cm⁻¹): 3024, 2918, 1665, 1614, 1589, 1377, 1217. ¹H NMR (CDCl₃, 300 MHz): δ 7.36-
35
36 7.27 (m, 2H), 7.25-7.18 (m, 1H), 7.18-7.11 (m, 2H), 5.75 (dm, $J = 8.7$ Hz, 1H), 5.66-5.61
37
38 (m, 1H), 3.76 (dm, $J = 8.7$ Hz, 1H), 3.67 (bs, 1H), 2.23 (bd, $J = 1.2$ Hz, 3H), 2.18 (s, 3H),
39
40 1.58 (bs, 3H). ¹³C NMR (CDCl₃, 75 MHz): δ 194.4 (C), 167.1 (C), 150.1 (C), 143.1 (C),
41
42 128.6 (2 × CH), 127.3 (2 × CH), 126.5 (CH), 124.3 (CH), 116.9 (C), 91.5 (CH), 63.0 (CH),
43
44 55.8 (CH), 29.6 (CH₃), 15.3 (CH₃), 15.2 (CH₃). HRMS (ESI) m/z calcd. for C₁₇H₁₈O₂Na [M
45
46 + Na]⁺ 277.1199, found 277.1191.
47
48
49
50
51
52
53
54
55
56
57
58
59
60



Cyclopenta[b]furan 3k. Yield 204 mg (62%). Pale yellow solid. mp 119.0-120.0 °C. IR (film) (cm⁻¹): 3057, 3026, 2970, 2924, 1655, 1636, 1595, 1354, 1094. ¹H NMR (CDCl₃, 300 MHz): δ 7.78 (dd, *J* = 7.8 Hz, *J* = 1.3 Hz, 1H, 1-H), 7.57 (ddd, *J* = 8.6 Hz, *J* = 7.6 Hz, *J* = 1.4 Hz, 1H, 3-H), 7.50-7.43 (m, 2H, Ar-H), 7.41-7.31 (overlapping m, 3H, 4-H, Ar-H), 7.28-7.18 (overlapping m, 2H, 2-H, Ar-H), 6.11-6.04 (m, 2H, 8-H, 9-H), 4.33 (bs, 1H, 7-H), 3.73 (s, 3H, N-CH₃), 3.55 (bd, *J* = 1.7 Hz, 1H, 6b-H), 1.71 (s, 3H, 9a-CH₃). ¹³C NMR (CDCl₃, 75 MHz): δ 161.3 (C, C-6), 160.0 (C, C-10a), 143.6 (C, Ar), 140.6 (C, C-4a), 137.1 (CH, C-8), 133.8 (CH, C-9), 130.8 (CH, C-3), 128.5 (2 × CH, Ar), 127.3 (2 × CH, Ar), 126.5 (CH, Ar), 123.4 (CH, C-1), 121.4 (CH, C-2), 114.3 (CH, C-4), 112.9 (C, C-10b), 111.4 (C, C-6a), 104.3 (C, C-9a), 58.8 (CH, C-6b), 56.5 (CH, C-7), 28.8 (CH₃, N-CH₃), 25.5 (CH₃, C9a-CH₃). HRMS (ESI) *m/z* calcd. for C₂₂H₂₀NO₂ [M + H]⁺ 330.1489, found 330.1479.

Tandem condensation/hydrogenation for the trapping of 2*H*-pyran intermediate en route to cyclopenta[*b*]furans. A mixture of 1,3-dicarbonyl substrate **4** (140 mg, 1 mmol), unsaturated aldehyde **6** (234 mg, 1 mmol), and EDDA (36.0 mg, 0.2 mmol) in CH₂Cl₂ (5.0 mL) was heated at reflux for 4 hours. The solvent was then evaporated under reduced pressure and the residue was passed through a short path of silica gel (eluted with hexanes/ethyl acetate). The solvent was then evaporated under reduced pressure and the crude mixture was dissolved in ethyl acetate (50 ml). To this solution was added PtO₂ (30 mg), and the resulting suspension was degassed three times (three vacuum/hydrogen cycles to remove air). The suspension was vigorously stirred under a hydrogen atmosphere

(balloon, ca.1 atm) at room temperature for 30 minutes, filtered through celite, and concentrated under reduced pressure. The residue was purified by flash column chromatography on silica gel (hexanes/ethyl acetate) to afford products **2j_{red}** (36 mg, 10% yield) and **3j_{red}** (197 mg, 55% yield).

2H-Pyran 2j_{red}. Colorless solid. mp 140.0-141.0 °C. IR (KBr) (cm⁻¹): 3082, 3059, 3022, 2951, 2926, 2907, 1637, 1491, 1447, 1398, 1213, 1140. ¹H NMR (CDCl₃, 300 MHz): δ 7.36-7.16 (overlapping m, 10H), 3.78 (bs, 1H), 3.48 (bd, *J* = 6.9 Hz, 1H), 2.46-2.39 (overlapping m, 4H), 2.32-2.05 (overlapping m, 4H), 1.16 (s, 3H), 1.12 (s, 3H). ¹³C NMR (CDCl₃, 75 MHz): δ 194.2 (C), 174.8 (C), 144.0 (C), 142.5 (C), 128.4 (2 × CH), 128.3 (2 × CH), 127.6 (CH), 127.0 (2 × CH), 125.8 (CH), 124.7 (2 × CH), 115.1 (C), 103.8 (C), 59.4 (CH), 51.0 (CH₂), 50.4 (CH), 39.9 (CH₂), 37.7 (CH₂), 34.1 (C), 29.8 (CH₂), 29.0 (CH₃), 28.0 (CH₃). HRMS (ESI) *m/z* calcd. for C₂₅H₂₆NaO₂ [M + Na]⁺ 381.1825, found 381.1815.

Cyclopenta[b]furan 3j_{red}. Colorless liquid. IR (film) (cm⁻¹): 3059, 3026, 2953, 2926, 2907, 1625, 1392, 1217. ¹H NMR (CDCl₃, 300 MHz): δ 7.35-7.11 (overlapping m, 8H), 7.10-7.02 (overlapping m, 2H), 4.29 (dt, *J* = 10.0 Hz, *J* = 3.5 Hz, 1H), 3.20 (td, *J* = 7.0 Hz, *J* = 3.5 Hz, 1H), 2.81-2.45 (overlapping m, 4H), 2.43-2.22 (overlapping m, 4H), 1.84-1.53 (m, 2H), 1.11 (s, 6H). ¹³C NMR (CDCl₃, 75 MHz): δ 197.7 (C), 168.8 (C), 141.1 (C), 139.9 (C), 128.4 (2 × CH), 128.28 (2 × CH), 128.26 (2 × CH), 127.9 (2 × CH), 126.7 (CH), 125.9 (CH), 109.7 (C), 79.2 (CH), 50.5 (CH₂), 42.3 (CH₂), 40.2 (CH), 32.1 (C), 32.0 (CH₂), 31.0 (CH₂), 28.5 (CH₃), 28.1 (CH₃), 21.4 (CH₂). HRMS (ESI) *m/z* calcd. for C₂₅H₂₈NaO₂ [M + Na]⁺ 383.1981, found 383.1969.

Lewis acid promoted cycloisomerization of 2H-pyran 2k. To a solution of pyran derivative **2k^{6a}** (329 mg, 1 mmol) in CH₂Cl₂ (10.0 ml, 0.1 M), FeCl₃ (167 mg, 1 mmol) was

1
2
3
4
5
6 added. The mixture was heated at reflux until complete consumption of substrate (TLC
7
8 monitoring, approximately 3 hours). The solvent was then evaporated under reduced
9
10 pressure and the residue was purified by flash column chromatography on silica gel
11
12 (hexanes/ethyl acetate) to afford cyclopenta[*b*]furan **3k** (132 mg, 40% yield).
13
14
15
16

17 18 **ACKNOWLEDGEMENTS**

19
20 We thank Argentina-France MINCyT-ECOS 2013 (project A13E06) for financial support.
21
22 We also thank Universidad Nacional de Rosario, Fundación Josefina Prats and CONICET
23
24 for financial support. M.J.R. thanks CONICET for fellowships. We are grateful to Dr. G.R.
25
26 Labadie and Dr. C.M.J. Delpiccolo for HRMS measurements. V.G. thanks UPS, IUF, and
27
28 CNRS. We used the computing facility of the CRIHAN (project 2006-013).
29
30
31
32

33 34 **SUPPORTING INFORMATION**

35
36 Copies of ¹H NMR spectra of known compounds prepared by new methodology, and ¹H,
37
38 ¹³C and 2D NMR spectra for all new compounds. This material is available free of charge
39
40 via the Internet at <http://pubs.acs.org>.
41
42
43
44

45 46 **REFERENCES AND FOOTNOTES**

47
48 (1) For a review on biosynthetic and biomimetic electrocyclizations, see: (a) Beaudry, C.
49
50 M.; Malerich, J. P.; Trauner, D. *Chem. Rev.* **2005**, *105*, 4757, and references cited therein.
51
52 The interested reader should also consult: (b) Biomimetic Organic Synthesis, 2 Vols.;
53
54 Poupon, E.; Nay, B., Eds.; Wiley-VCH Verlag, Weinheim, **2011**. (c) Miller, A. K.; Trauner,
55
56 D. *Synlett* **2006**, 2295. (d) Moses, J. E.; Baldwin, J. E.; Brückner, S.; Eade, S. J.; Adlington,
57
58 R. M. *Org. Biomol. Chem.* **2003**, *1*, 3670.
59
60

- 1
2
3
4
5
6 (2) For reviews on transition metal-catalyzed and/or electrophile-promoted
7 cycloisomerizations, see: (a) Yamamoto, Y. *Chem. Rev.* **2012**, *112*, 4736. (b) Aubert, C.;
8 Fensterbank, L.; Garcia, P.; Malacria, M.; Simonneau, A. *Chem. Rev.* **2011**, *111*, 1954. (c)
9 Fürstner, A. *Chem. Soc. Rev.* **2009**, *38*, 3208. (d) Yoder, R. A.; Johnston, J. N. *Chem. Rev.*
10 **2005**, *105*, 4730. (e) Eschenmoser, A.; Arigoni, D. *Helv. Chim. Acta* **2005**, *88*, 3011. (f)
11 Ojima, I.; Tzamarioudaki, M.; Li, Z.; Donovan, R. J. *Chem. Rev.* **1996**, *96*, 635.
12
13 (3) For a recent review on catalytic enantioselective cycloisomerizations, see: Watson, I. D.
14 G.; Toste, F. D. *Chem. Sci.* **2012**, *3*, 2899.
15
16 (4) (a) Riveira, M. J.; Mischne, M. P. *Synth. Commun.* **2013**, *43*, 208. (b) Hsung, R. P.;
17 Kurdyumov, A. V.; Sydorenko, N. *Eur. J. Org. Chem.* **2005**, *23*, and references cited
18 therein.
19
20 (5) For a recent review on domino reactions based on Knoevenagel condensations, see:
21 Voskressensky, L. G.; Festa, A. A.; Varlamov, A. V. *Tetrahedron* **2014**, *70*, 551.
22
23 (6) (a) Riveira, M. J.; Mischne, M. P. *Chem.-Eur. J.* **2012**, *18*, 2382. (b) Riveira, M. J.;
24 Gayathri, C.; Navarro-Vázquez, A.; Tsarevsky, N. V.; Gil, R. R.; Mischne, M. P. *Org.*
25 *Biomol. Chem.* **2011**, *9*, 3170.
26
27 (7) Riveira, M. J.; Mischne, M. P. *J. Org. Chem.* **2014**, *79*, 8244.
28
29 (8) Spirochromenes comprise the most important class of photochromic 2*H*-pyrans.
30
31 (9) (a) Buback, J.; Kullmann, M.; Langhojer, F.; Nuernberger, P.; Schmidt, R.; Würthner, F.;
32 Brixner, T. *J. Am. Chem. Soc.* **2010**, *132*, 16510. (b) Mandal, S.; Parida, K. N.; Samanta, S.;
33 Moorthy, J. N. *J. Org. Chem.* **2011**, *76*, 7406. (c) Huang, C.-N.; Kuo, P.-Y.; Lin, C.-H.;
34 Yang, D.-Y. *Tetrahedron* **2007**, *63*, 10025. For the first report on the isomerization of a
35
36
37
38
39
40
41
42
43
44
45
46
47
48
49
50
51
52
53
54
55
56
57
58
59
60

1
2
3
4
5
6 dienone to an α -pyran, see: (d) Marvell, E. N.; Caple, G.; Gosink, T. A.; Zimmer, G. *J. Am.*
7
8 *Chem. Soc.* **1966**, 88, 619.

9
10 (10) Krasnaya, Z. A. *Chem. Heterocycl. Comp.* **1999**, 35, 1255.

11
12 (11) Shen, H. C.; Wang, J.; Cole, K. P.; McLaughlin, M. J.; Morgan, C. D.; Douglas, C. J.;
13
14 Hsung, R. P.; Coverdale, H. A.; Gerasyuto, A. I.; Hahn, J. M.; Liu, J.; Sklenicka, H. M.;
15
16 Wei, L.-L.; Zehnder, L. R.; Zificsak, C. A. *J. Org. Chem.* **2003**, 68, 1729.

17
18 (12) Products **3c** and **3f** could not be previously obtained neither using ferric chloride as
19
20 catalyst nor a Brønsted acid such as camphorsulfonic acid; they undergo further
21
22 rearrangement to a different isomer. See Ref. 7.

23
24 (13) (a) Álvarez, R.; Vaz, B.; Gronemeyer, H.; de Lera, A. R. *Chem. Rev.* **2014**, 114, 1. (b)
25
26 Zhu, Y.; Ganapathy, S.; Liu, R. S. H. *J. Org. Chem.* **1992**, 57, 1110. (c) Kluge, A. F.; Lillya,
27
28 C. P. *J. Org. Chem.* **1971**, 36, 1977. (d) Kluge, A. F.; Lillya, C. P. *J. Org. Chem.* **1971**, 36,
29
30 1988.

31
32 (14) Gaussian 09, Revision D.01, Frisch, M. J. et al., Gaussian, Inc., Wallingford CT, **2009**.

33
34 (15) For previous examples on the hydrogenation of 2*H*-pyrans obtained via Knoevenagel
35
36 condensation between β -ketoesters and α,β -unsaturated aldehydes, see: Peng, W.;
37
38 Hirabaru, T.; Kawafuchi, H.; Inokuchi, T. *Eur. J. Org. Chem.* **2011**, 5469.

39
40 (16) (a) Ribeiro, N.; Thuaud, F.; Nebigil, C.; Désaubry, L. *Bioorg. Med. Chem.* **2012**, 20,
41
42 1857, and references therein. (b) Magnus, P.; Freund, W. A.; Moorhead, E. J.; Rainey, T. *J.*
43
44 *Am. Chem. Soc.* **2012**, 134, 6140. (c) Fletcher, C. J.; Blair, D. J.; Wheelhouse, K. M. P.;
45
46 Aggarwal, V. K. *Tetrahedron* **2012**, 68, 7598. (d) Li, N.; Di, L.; Gao, W.-C.; Wang, K.-J.;
47
48 Zu, L.-B. *J. Nat. Prod.* **2012**, 75, 1723. (e) Malona, J. A.; Cariou, K.; Frontier, A. J. *J. Am.*
49
50 *Chem. Soc.* **2009**, 131, 7560. (f) Enomoto, M.; Kuwahara, S. *J. Org. Chem.* **2006**, 71, 6287.

1
2
3
4
5
6 (g) Che, Y.; Araujo, A. R.; Gloer, J. B.; Scott, J. A.; Malloch, D. *J. Nat. Prod.* **2005**, *68*, 435.

7
8 (h) Gerard, B.; Jones II, G.; Porco, J. A. Jr. *J. Am. Chem. Soc.* **2004**, *126*, 13620. (i) Larock,
9 R. C.; Lee, N. H. *J. Org. Chem.* **1991**, *56*, 6253.

10
11 (17) (a) Miyagawa, T.; Nagai, K.; Yamada, A.; Sugihara, Y.; Fukuda, T.; Fukuda, T.;
12 Uchida, R.; Tomoda, H.; Ōmura, S.; Nagamitsu, T. *Org. Lett.* **2011**, *13*, 1158. (b) Fotiadou,
13 A. D.; Zografos, A. L. *Org. Lett.* **2011**, *13*, 4592.
14
15
16
17
18
19
20
21
22
23
24
25
26
27
28
29
30
31
32
33
34
35
36
37
38
39
40
41
42
43
44
45
46
47
48
49
50
51
52
53
54
55
56
57
58
59
60